CAPISTRANO UNIFIED SCHOOL DISTRICT
33122 Valle Road
San Juan Capistrano, CA 92675

BOARD OF TRUSTEES
Regular Meeting

March 13, 2013

Closed Session 6:00 p.m.
Open Session 7:00 p.m.

AGENDA

CLOSED SESSION AT 6:00 P.M.

1. CALL TO ORDER

2. CLOSED SESSION COMMENTS

3. CLOSED SESSION (as authorized by law)

A. PUBLIC EMPLOYEE DISCIPLINE/DISMISSAL/RELEASE **EXHIBIT 3A**
(Pursuant to Government Code §54957)

B. CONFERENCE WITH REAL PROPERTY NEGOTIATORS **EXHIBIT 3B**
Dr. Joseph M. Farley/Clark Hampton/John Forney
to provide direction on possible sale and terms for District Property at:
2 Liberty, Aliso Viejo, CA 92656
(Pursuant to Government Code §54956.8)

C. CONFERENCE WITH LEGAL COUNSEL – ANTICIPATED LITIGATION **EXHIBIT 3C**
Significant Exposure to Litigation – One Case
Informal Dispute Resolution Case No. 023213
(Pursuant to Government Code §54956.9{a})

D. CONFERNCE WITH LABOR NEGOTIATORS
Dr. Joseph M. Farley/Jodee Brentlinger/Clark Hampton
Employee Organizations:
1) Capistrano Unified Education Association (CUEA)
2) Capistrano School Employees Association (CSEA)
3) Teamsters
(Pursuant to Government Code §54957.6)

PUBLIC HEARING: Agenda Item #1–Resolution No. 1213-37, An Increase in Statutory School Fees Imposed on New Residential and Commercial/Industrial Construction

RECORDING OF SCHOOL BOARD MEETINGS
In accordance with Board Policy 9324, Board Minutes, all Regular School Board Meetings will be audio recorded

OPEN SESSION AT 7:00 P.M.

PLEDGE OF ALLEGIANCE

ADOPTION OF THE AGENDA – ROLL CALL

REPORT ON CLOSED SESSION ACTION

SPECIAL RECOGNITIONS

Megan Shinbashi – US Army Certificate of Appreciation
Student Body President's Report – Junipero Serra High School

BOARD AND SUPERINTENDENT COMMENTS

ORAL COMMUNICATIONS (Non-Agenda Items)
Oral Communications will occur immediately following Board and Superintendent Comments. The total time for Oral Communications shall be twenty (20) minutes. Individual presentations are limited to a maximum of three (3) minutes per individual.

PUBLIC HEARING

1. PUBLIC HEARING – RESOLUTION NO. 1213-37, AN INCREASE IN STATUTORY SCHOOL FEES IMPOSED ON NEW RESIDENTIAL AND COMMERCIAL/INDUSTRIAL CONSTRUCTION PURSUANT TO EDUCATION CODE §17620 AND GOVERNMENT CODE §65995: INFORMATION/ DISCUSSION

The Board will conduct a public hearing on Resolution No. 1213-37, An Increase in Statutory School Fees Imposed on New Residential and Commercial/Industrial Construction Pursuant to Education Code §17620 and Government Code §65995. Supporting information is located in Exhibit 2.
CUSD Strategic Plan Pillar 3: Academic Achievement & Enrichment
Contact: Clark Hampton, Deputy Superintendent, Business and Support Services

Staff Recommendation
It is recommended the Board President open the public hearing, determine if members of the public have submitted requests to speak on the item, and after hearing any speakers, formally close the public hearing.

DISCUSSION/ACTION ITEMS

2. RESOLUTION NO. 1213-37, AN INCREASE IN STATUTORY SCHOOL FEES IMPOSED ON NEW RESIDENTIAL AND COMMERCIAL-INDUSTRIAL CONSTRUCTION PURSUANT TO EDUCATION CODE §17620 AND GOVERNMENT CODE §65995:

DISCUSSION/ ACTION
Page 1
EXHIBIT 2

AB 181 authorizes the State Allocation Board (SAB) to approve an increase in developer fees every two years. On January 25, 2012, the SAB authorized an increase in the amount of the developer fees that a school district can levy. Developer fees for new residential development were increased from $2.97 to $3.20 per square foot, and commercial/industrial fees were increased from $0.47 to $0.51 per square foot, as long as such increases are properly justified by the District pursuant to the law. Legislation pertaining to developer fees allows the increase of fees every two years, as determined by the SAB. The District last approved an increase in developer fees on March 10, 2008. This agenda item pertains to the adoption of Resolution No. 1213-37, An Increase in Statutory School Fees Imposed on New Residential and Commercial/Industrial Construction Pursuant to Education Code §17620 and Government Code §65995.

CUSD Strategic Plan Pillar 5: Effective Operations

Contact: Clark Hampton, Deputy Superintendent, Business and Support Services

Staff Recommendation

It is recommended the Board President recognize Clark Hampton, Deputy Superintendent, Business and Support Services, to present this item.

Following discussion, it is recommended the Board of Trustees approve Resolution No. 1213-37, An Increase in Statutory School Fees Imposed on New Residential and Commercial/Industrial Construction Pursuant to Education Code §17620 and Government Code §65995.

Motion by _____ Seconded by _____

ROLL CALL:

Student Advisor Madison Wolfert _____

Trustee Addonizio _____ Trustee Hatton_____

Trustee Bryson _____ Trustee Pritchard_____

Trustee Hanacek _____ Trustee Reardon _____

Trustee Alpay _____

3. TWO-WAY LANGUAGE IMMERSION EXPANSION AT SAN JUAN HILLS HIGH SCHOOL:

DISCUSSION/ ACTION
Page 7
EXHIBIT 3

In Fall 2003, the Spanish Two-Way Language Immersion (TWI) program was implemented at San Juan Elementary School, expanding to Marco Forster Middle School in Fall 2011. Current eighth grade students will enter high school exhibiting biliteracy in reading, writing, and speaking, in Spanish and English. This item proposes expansion of the Spanish TWI program to San Juan Hills High School (SJHHS) in Fall 2013, following a specific course sequence. The fiscal impact of expanding the Spanish TWI program at SJHHS is approximately $25,000, covering an additional section of TWI World History and textbooks. It is anticipated this cost will be mitigated by minimizing the loss of enrollment if students were to leave the District to attend programs elsewhere.

CUSD Strategic Plan Pillar 3: Academic Achievement & Enrichment

Contact: Julie Hatchel, Assistant Superintendent, Education Services

Staff Recommendation

It is recommended the Board President recognize Julie Hatchel, Assistant Superintendent, Education Services, to present this item.

Following discussion, it is recommended the Board of Trustees approve the Spanish Two-Way Language Immersion Program at San Juan Hills High School.

Motion by _____ Seconded by _____

4. VIEJO ELEMENTARY STUDY AREA ATTENDANCE REASSIGNMENT:

INFORMATION/ DISCUSSION
Page 9
EXHIBIT 4

At the January 23, 2013, Board meeting, the Board of Trustees voted to convert Viejo Elementary School into a Two-Way Language Academy, phasing out the traditional English/Structured English Immersion classes for students. This item presents the opportunity for the Board to discuss the reassignment of Viejo's attendance boundaries for students who are not enrolled in the Spanish Two-Way Language Academy. Staff recommends phasing out Viejo's kindergarten through second grade English/Structured English Immersion classes in Fall 2013, and reassigning students who do not attend the Two-Way Language Academy to Bathgate Elementary School. This is an information item only and no Board action is necessary.

CUSD Strategic Plan Pillar 3: Academic Achievement and Enrichment
Contact: Julie Hatchel, Assistant Superintendent, Education Services

Staff Recommendation
It is recommended the Board President recognize Julie Hatchel, Assistant Superintendent, Education Services, to present this item.

5. SECOND READING – REVISIONS TO BOARD BYLAW 9320:

DISCUSSION/ ACTION
Page 11
EXHIBIT 5

At the December 10, 2012, Board meeting, Trustees approved changing the night Board meetings are conducted from the second Monday and fourth Wednesday to the second and fourth Wednesday each month. The proposed revisions to Board Bylaw 9320, *Meetings*, reflect the change. Changes are underlined; deletions are struck through.

CUSD Strategic Plan Pillar 5: Effective Operations
Contact: Joseph M. Farley, Superintendent

Staff Recommendation
It is recommended the Board President recognize Joseph Farley, Superintendent, to present this item.

Following discussion, it is recommended the Board of Trustees approve the revisions to Board Bylaw 9320, *Meetings*.

Motion by _____ Seconded by _____

6. REBALANCING COMMUNITY FACILITIES DISTRICT CONTRIBUTIONS TO THE CERTIFICATE OF PARTICPATION DEBT SERVICE:

DISCUSSION/ ACTION
Page 15
EXHIBIT 6

At the February 27, 2013, Board meeting, staff provided the Board of Trustees with an update on the status of the Community Facilities District (CFD) rebalancing. The recent refinancing of the Certificate of Participation (COP) provided an opportunity to review CFD contributions to the COP's debt service and the opportunity to rebalance future debt service payments. Each CFD contributing to the debt service, over the life of the COP, has an equitable contribution on a per-household basis. Rebalancing will mean that over the next 11 years, some CFDs will be contributing to debt service and others will be receiving credits. This will bring all CFDs to the same per-household contribution. The exception is CFD 88-1, which does not have sufficient funds to reach the same per-household amount. There are no general fund implications.

CUSD Strategic Plan Pillar 5: Effective Operations
Contact: Clark Hampton, Deputy Superintendent, Business and Support Services

Staff Recommendation
It is recommended the Board President recognize Clark Hampton, Deputy Superintendent, Business and Support Services, to present this item.

Following discussion, it is recommended the Board of Trustees approve Rebalancing Community Facilities District Contributions to the Certificate of Participation Debt Service.

Motion by _____ Seconded by _____

7. RESOLUTION NO. 1213-38, NON-REELECTION OF TEMPORARY CERTIFICATED EMPLOYEES:

DISCUSSION/ ACTION
Page 25
EXHIBIT 7

Education Code permits school districts to hire certificated employees on temporary contracts only for specific reason per §44909, §44918, and §44920. The District has appropriately classified 162 certificated temporary employees for the 2012-2013 school year. Education Code §44954 requires the Board shall notify temporary employees in a position requiring certification qualification of the District's decision to release the employees from such positions prior to the next school year. This is the first year the District will not be recommending laying off permanent and probationary teachers nor releasing of teachers employed on temporary contracts for budget reduction purposes. The temporary release of employees, as presented in this item, will become the annual process the District will utilize to ensure permanent teachers funded through categorical resources and permanent teachers on leaves of absence have a position for the succeeding school year. As the District begins staffing for the 2013-2014 school year, decisions will be made regarding how many permanent teachers will be funded through categorical resources as well as how many permanent teachers will request leaves of absence, part-time contracts, and partnership assignments. As permanent teachers "temporarily" vacate their positions, temporary teachers will be rehired. It is the intent of the District to have ninety percent of staffing completed before June 12, 2013, including the rehiring of existing temporary teachers and new hires.
CUSD Strategic Plan Pillar 5: Effective Operations
Contact: Jodee Brentlinger, Assistant Superintendent, Personnel Services

Staff Recommendation
It is recommended the Board President recognize Jodee Brentlinger, Assistant Superintendent, Personnel Services, to present this item

Following discussion, it is recommended that the Board of Trustees adopt Resolution No. 1213-38, Non-Reelection of Temporary Certificated Employees and authorize the District to issue March 15 notices.

Motion by _____ Seconded by _____
ROLL CALL:
Student Advisor Madison Wolfert _____
Trustee Addonizio _____ Trustee Hatton_____
Trustee Bryson _____ Trustee Pritchard_____
Trustee Hanacek _____ Trustee Reardon _____
Trustee Alpay _____

8. CERTIFICATION OF THE 2012-2013 SECOND INTERIM REPORT AND ADOPTION OF RESOLUTION NO. 1213-35, 2012-2013 REVENUE AND EXPENDITURE INCREASES/DECREASES: DISCUSSION/ ACTION Page 27 **EXHIBIT 8**

In accordance with Education Code §42130, school districts are required to prepare and submit Interim Financial Reports to the governing board. Resolution No. 1213-35 adjusts the various fund budgets to reflect the Second Interim Report. The purpose of these reports is to satisfy appropriate State and County Office of Education officials as to whether or not the District will be able to meet its financial obligations for the remainder of the fiscal year. Additionally, as required by AB 2756, districts must certify that minimum reserve levels are projected to be met in the two subsequent fiscal years.

CUSD Strategic Plan Pillar 5: Effective Operations

Contact: Clark Hampton, Deputy Superintendent, Business and Support Services

Staff Recommendation

It is recommended the Board President recognize Clark Hampton, Deputy Superintendent, Business and Support Services, to present this item.

Following discussion, it is recommended the Board of Trustees approve the Certification of the 2012-2013 Second Interim Report and Adoption of Resolution No. 1213-35, 2012-2013 Revenue and Expenditure Increases/Decreases.

Motion by _____ Seconded by _____

ROLL CALL:

Student Advisor Madison Wolfert _____

Trustee Addonizio _____ Trustee Hatton_____

Trustee Bryson _____ Trustee Pritchard_____

Trustee Hanacek _____ Trustee Reardon _____

Trustee Alpay _____

CONSENT CALENDAR

All matters listed under the Consent Calendar are considered by the Board to be routine and will be enacted by the Board in one motion in the form listed below. There will be no discussion of these items prior to the time the Board votes on the motion unless members of the Board, staff, or the public request specific items to be discussed and/or removed from the Consent Calendar. The Superintendent and the staff recommend approval of all consent Calendar items.

GENERAL FUNCTIONS

9. SCHOOL BOARD MINUTES: Page 175 **EXHIBIT 9**

Approval of the minutes of the February 13, 2013, regular Board meeting.

Contact: Jane Boos, Manager, Board Office Operations

10. SCHOOL BOARD MINUTES: Page 181 **EXHIBIT 10**

Approval of the minutes of the February 27, 2013, regular Board meeting.

Contact: Jane Boos, Manager, Board Office Operations

CURRICULUM & INSTRUCTION

11. PARENT-TO-PARENT MEMORANDUM OF UNDERSTANDING: Page 189 **EXHIBIT 11**

Approval of Parent-to-Parent Memorandum of Understanding (MOU). This MOU will expand the District's current partnership with Parent-to-Parent, by providing free parenting classes at Don Juan Avila Elementary School for families within the District. Classes are funded by the Orange County Child Abuse Prevention Center. This parenting program is currently in place at Kinoshita.

CUSD Strategic Plan Pillar 1: Community Relations

CUSD Strategic Plan Pillar 3: Academic Achievement & Enrichment

Contact: Julie Hatchel, Assistant Superintendent, Education Services

BUSINESS & SUPPORT SERVICES

12. PURCHASE ORDERS, COMMERCIAL WARRANTS, AND PREVIOUSLY BOARD-APPROVED BIDS AND CONTRACTS: Page 193 **EXHIBIT 12**

Approval of purchase orders (Attachment 1) and commercial warrants (Attachment 2). The expenditures related to the listed purchase orders and commercial warrants included in this item were previously authorized as part of the District's budget approval process. The purchase orders total $1,656,454.90; the commercial warrants total $6,125,936.19. Attachment 3 is a list of previously Board-approved bids and contracts to assist in the review of the purchase order and commercial warrant listings. Attachment 4 is a list of previously Board-approved by vendor warrants exceeding $250,000.

CUSD Strategic Plan Pillar 5: Effective Operations
Contact: Clark Hampton, Deputy Superintendent, Business and Support Services

13. DONATION OF FUNDS AND EQUIPMENT: Page 219 **EXHIBIT 13**

A number of gifts have been donated to the District, including $165,107.25 in cash. These funds will be deposited in the appropriate school accounts. Items other than cash have no financial impact on the budget. The District does not guarantee maintenance of items or the expenditure of any District funds for continued use.

CUSD Strategic Plan Pillar 3: Academic Achievement & Enrichment
Contact: Clark Hampton, Deputy Superintendent, Business and Support Services

14. INDEPENDENT CONTRACTOR, MASTER CONTRACT, AND PROFESSIONAL SERVICES AGREEMENTS: Page 221 **EXHIBIT 14**

Approval and ratification of District standardized Independent Contractor, Master Contract, and Professional Services Agreements and Amendments. Due to state budget cuts to schools over the last several years, staff requests contractors to reduce their fees for services by ten percent. The expenditures related to the listed agreements were previously authorized as part of the District's budget approval process. The exhibit shows two new agreements totaling $12,000, four amendments to existing contracts totaling $65,000, and one ratification of a new agreement totaling $10,000.

Due to the size of the contract documents, the General Conditions for each type of agreement are posted online on the District's Board Agendas and Supporting Documentation page.

CUSD Strategic Plan Pillar 3: Academic Achievement & Enrichment
CUSD Strategic Plan Pillar 5: Effective Operations
Contact: Clark Hampton, Deputy Superintendent, Business and Support Services

15. SPECIAL EDUCATION INFORMAL DISPUTE RESOLUTION AGREEMENT:

Approval of the ratification of special education Informal Dispute Resolution Agreement Case #013013. Due to the confidential nature of the agreement, supporting information is provided to Trustees under separate cover.

CUSD Strategic Plan Pillar 3: Academic Achievement & Enrichment
Contact: Sara Jocham, Assistant Superintendent, SELPA and Special Education Operations

16. SPECIAL EDUCATION SETTLEMENT AGREEMENT:

Approval of the ratification of special education Settlement Agreement #2012120333. Due to the confidential nature of the agreement, supporting information is provided to Trustees under separate cover.

CUSD Strategic Plan Pillar 3: Academic Achievement & Enrichment
Contact: Sara Jocham, Assistant Superintendent, SELPA and Special Education Operations

17. RESOLUTION NO. 1213-36 - TEMPORARY TRANSFER AGREEMENT: Page 295 **EXHIBIT 17**

Approval of Resolution No. 1213-36 authorizes the District to participate in a Temporary Transfer Agreement. The County Board of Supervisors has authorized the County Treasurer to offer short-term loans to school districts to help bridge cash flow difficulties. The loans will be repaid to the County Treasurer when school districts receive funding from the state in July and August. By applying for these funds, the District will have sufficient cash in the event the Education Protection Act funding, due to be paid in June, is delayed.

CUSD Strategic Plan Pillar 5: Effective Operations

Contact: Clark Hampton, Deputy Superintendent, Business and Support Services

18. INTERSCHOLA SERVICES AGREEMENT: Page 305 **EXHIBIT 18**

Approval of Interschola Services Agreement to assist the District in selling surplus goods. This is an online auction environment in compliance with California Education Codes §17540-17542, §17545-17547, §60510-60511. Services provided under this agreement include: performing an inventory audit, collection of surplus items, preparing items for auction, and management of the sale transactions. This is an income generating agreement with Interschola receiving commissions based on a percentage of the net sale price of surplus items sold.

CUSD Strategic Plan Pillar 5: Effective Operations

Contact: Clark Hampton, Deputy Superintendent, Business and Support Services

19. ADDENDUM TO SERVICE AGREEMENT, COX BUSINESS: Page 315 **EXHIBIT 19**

Approval to ratify the addendum to Service Agreement No. 457852-01 for data services provided by Cox Business. The District has chosen to upgrade the data services at eight locations to increase circuit or bandwidth connection. Monthly expenditures are limited to $80,000, pre-discounts, paid by the general fund.

CUSD Strategic Plan Pillar 5: Effective Operations

Contact: Clark Hampton, Deputy Superintendent, Business and Support Services

PERSONNEL SERVICES

20. RESIGNATIONS/RETIREMENTS/EMPLOYMENT – CLASSIFIED EMPLOYEES: Page 325 **EXHIBIT 20**

Approval of the activity list for employment, separation, and additional assignments of classified employees. These positions will be charged to the appropriate fund and are included in the adopted budget.

CUSD Strategic Plan Pillar 5: Effective Operations

Contact: Jodee Brentlinger, Assistant Superintendent, Personnel Services

21. RESIGNATIONS/RETIREMENTS/EMPLOYMENT – CERTIFICATED EMPLOYEES: Page 331 **EXHIBIT 21**

Approval of the activity list for employment, separation, and additional assignments of certificated employees. These positions will be charged to the appropriate fund and are included in the adopted budget.

CUSD Strategic Plan Pillar 5: Effective Operations

Contact: Jodee Brentlinger, Assistant Superintendent, Personnel Services

22. SECOND QUARTER SITE REVIEW REPORT REQUIRED BY THE WILLIAMS SETTLEMENT LEGISLATION, 2012-2013 SCHOOL YEAR:

Acceptance of Williams Settlement Second Quarter Site Review Report. As a result of the Williams Settlement, Education Code §35186 mandates school districts establish policies and procedures to resolve deficiencies related to textbooks and instructional materials, teacher vacancies or misassignments, facility conditions posing a threat to student/staff health or safety, and instruction and services for the California High School Exit Examination. The law requires that any deficiencies or complaints be reported to the Board of Trustees at a regularly scheduled public meeting each quarter. This site review revealed Kinoshita Elementary School had no deficiencies. San Juan Elementary School had six conditions identified for repair. The asphalt items are scheduled to be completed during the summer break as it would be too disruptive during the school year, and a long period of warm weather is needed. In the interim, a cone has been placed on the sunken area to warn students and staff to stay clear of the area. In the areas where the asphalt is cracked, there is not an immediate hazard. The other items were completed in a timely manner. This report is received and monitored by Leona Olson, Executive Director, Personnel Services/Compliance.

CUSD Strategic Plan Pillar 5: Effective Operations

Contact: Jodee Brentlinger, Assistant Superintendent, Personnel Services

Motion by _____ Seconded by _____

ROLL CALL:

Student Advisor Madison Wolfert _____

Trustee Addonizio _____ Trustee Hatton_____

Trustee Bryson _____ Trustee Pritchard_____

Trustee Hanacek _____ Trustee Reardon _____

Trustee Alpay _____

NOTE: BY USING A ROLL CALL VOTE FOR THE CONSENT CALENDAR, IT WILL MEET THE NEED FOR ACTION ITEMS WHICH REQUIRE A SIMPLE MOTION OR ROLL CALL VOTE.

ADJOURNMENT

Motion by _____ Seconded by _____

THE NEXT REGULAR MEETING OF THE BOARD OF TRUSTEES IS WEDNESDAY, MARCH 27, 2013, 7:00 P.M. AT THE CAPISTRANO UNIFIED SCHOOL DISTRICT OFFICE BOARD ROOM, 33122 VALLE ROAD, SAN JUAN CAPISTRANO, CALIFORNIA

For information regarding Capistrano Unified School District, please visit our website: www.capousd.org

INSTRUCTIONS FOR PRESENTATIONS TO THE BOARD BY **PARENTS AND CITIZENS PRESENT AT THIS MEETING**

We are pleased you can be with us at this meeting, and we hope you will return often. Your visit assures us of continuing community interest in our schools.

The members of the Board of Trustees of this District are locally elected state officials, who serve four-year terms of office, and who are responsible for the educational program of our community from grades kindergarten through twelve. They are required to conduct programs of the schools in accordance with the State of California Constitution, the State Education Code, and other laws relating to schools enacted by the Legislature, and policies and procedures which this Board adopts.

The Board is a policy-making body whose actions are guided by the school district's Mission and Goals. Administration of the District is delegated to a professional administrative staff headed by the Superintendent.

The agenda and its extensive background material are studied by each member of the Board for at least two days preceding the meeting. Board Members can call the administrative staff for clarification on any item, and many of the items on the agenda were discussed by the Board during previous meetings. These procedures enable the Board to act more effectively on agenda items than would otherwise be possible.

WHAT TO DO IF YOU WISH TO ADDRESS THE BOARD OF TRUSTEES

ITEMS ON THE AGENDA. Any person may address the Board concerning any item on the agenda and may, at the discretion of the Board, be granted three (3) minutes to make a presentation to the Board at the time a specific item is under discussion. However, the time assigned for individual presentations could be fewer than three (3) minutes depending upon the total number of speakers who wish to address a specific agenda topic. Prior to the opening of the meeting, a Request to Address the Board card (located in the foyer) should be completed and submitted to the Secretary of the Board. The total time devoted to presentations to the Board shall not exceed twenty (20) minutes, unless additional time is granted by the Board. All presentations shall be heard by the Board prior to the formal discussion of the agenda topic under consideration. Once an agenda item has been opened for public comment, no additional "Request to Address the Board of Trustees" cards shall be accepted for that topic.

ORAL COMMUNICATIONS (Non-Agenda Items). Citizens may address the Board on any item not appearing on the agenda. Individual presentations are limited to three (3) minutes per individual, with twenty (20) minutes in total being devoted for this purpose, but could be less if there are a large number of Oral Communication speakers. Legally, the Board may not take action on items raised by speakers under Oral Communications. However, at its discretion, the Board may refer items to the administration for follow-up or place topics on a future Board agenda.

PUBLIC HEARINGS. Anytime the Board schedules a separate public hearing on any given topic, it shall not hear speakers on that topic before the public hearing, except as to the scheduling of the hearing, nor shall it hear speakers after the hearing, except as to changes in the policy or recommended actions which are directed at the time of the hearing.

CLOSED SESSION. In accordance with Education Code §35146 and Government Code §54957, the Board may recess to Closed Session to discuss personnel matters which they consider inadvisable to take up in a public meeting.

REASONABLE ACCOMMODATION

In order to help ensure participation in the meeting of disabled individuals, appropriate disability-related accommodations or modifications shall be provided by the Board, upon request, in accordance with the Americans with Disabilities Act (ADA). Persons with a disability who require a disability-related accommodation or modification, including auxiliary aids and services in order to participate in a Board meeting, shall contact the Superintendent or designee in writing by noon on the Friday before the scheduled meeting. Such notification shall provide school district personnel time to make reasonable arrangements to assure accessibility to the meeting.

CAPISTRANO UNIFIED SCHOOL DISTRICT
San Juan Capistrano, California

RESOLUTION NO. 1213-37

AN INCREASE IN STATUTORY SCHOOL FEES IMPOSED ON NEW RESIDENTIAL AND COMMERCIAL/INDUSTRIAL CONSTRUCTION PURSUANT TO EDUCATION CODE §17620 AND GOVERNMENT CODE §65995

WHEREAS, the Board of Trustees of the Capistrano Unified School District (District) provides for the educational needs for Grade K-12 students within the Cities of Aliso Viejo, Dana Point, Mission Viejo, Rancho Santa Margarita, San Clemente, San Juan Capistrano, and Laguna Niguel, (collectively, Cities) and portions of unincorporated areas of the County of Orange (County); and

WHEREAS, on January 25, 2012, the State Allocation Board (SAB) authorized an adjustment in the Statutory School Fee amounts for unified school districts pursuant to Government Code §65995(b)(3) to Three and 20/100 Dollars ($3.20) per square foot for assessable space of new residential construction (Residential Statutory School Fees) and Fifty-One Cents ($0.51) per square foot of chargeable covered and enclosed space for the categories of new commercial/industrial construction ("Commercial/Industrial Fees" and collectively, "Statutory School Fees"), as long as such increases are properly justified by the District pursuant to law; and

WHEREAS, new residential and commercial/industrial construction continues to generate additional students for the District's schools and the District is required to provide school facilities (School Facilities) to accommodate those students; and

WHEREAS, overcrowded schools within the District have an impact on the District's ability to provide an adequate quality education and negatively impact the educational opportunities for the District's students; and

WHEREAS, the District does not have sufficient funds available for the construction or reconstruction of the School Facilities, including acquisition of sites, construction of permanent School Facilities, and acquisition of interim School Facilities, to accommodate students from new residential and commercial/industrial construction; and

WHEREAS, the Board of Trustees received and considered reports entitled, "Residential Development School Fee Justification Study" and "Commercial/Industrial Development School Fee Justification Study" (Studies) which include information, documentation, and analysis of the School Facilities needs of the District, including: (a) the purpose of the Statutory School Fees; (b) the use to which the Statutory School Fees are to be put; (c) the nexus (roughly proportional and reasonable relationship) between the residential and commercial/industrial construction and (1) the use for Statutory School Fees, (2) the need for School Facilities, (3) the cost of School Facilities and the amount of Statutory School Fees from new residential and commercial/industrial construction; (d) a determination of the impact of the increased number of employees anticipated to result from the commercial/industrial construction (by category) upon the cost of providing School Facilities within the District; (e) an evaluation and projection of the number of students that will be

generated by new residential construction; (f) the new School Facilities that will be required to serve such students; and (g) the cost of such School Facilities; and

WHEREAS, the Studies pertaining to the Statutory School Fees and to the capital facilities needs of the District has been available to the public for at least ten (10) days before the Board considered at a regularly scheduled public meeting the increase in the Statutory School Fees; and

WHEREAS, all notices of the proposed increase in the Statutory School Fees have been given in accordance with applicable law; and

WHEREAS, a public hearing was duly held at a regularly scheduled meeting of the Board of trustees relating to the proposed increase in the Statutory School Fees on March 13, 2013; and

WHEREAS, as to the Statutory School Fees, Education Code §17621 provides that the adoption, increase or imposition of any fee, charge, dedication, or other requirement, pursuant to Education Code §17620 shall not be subject to the California Environmental Quality Act, Division 13 (commencing with §21000) of the Public Resources Code.

IT IS HEREBY RESOLVED by the Board of Trustees of the Capistrano Unified School District as follows:

Section 1. The Board of Trustees accepts and adopts the Studies.

Section 2. The Board of Trustees finds the purpose of the Statutory School Fees imposed upon new residential construction are to fund the additional School Facilities required to serve the students generated by the new residential construction upon which the Statutory School Fees are imposed.

Section 3. The Board of Trustees finds the Statutory School Fees imposed on new residential construction will be used only to finance those School Facilities described in the Studies and related documents, and that these School Facilities are required to serve the students generated by the new residential construction within the District; and that the use of the Statutory School Fees will include construction or acquisition of additional School Facilities, remodeling existing School Facilities to add additional classrooms, and technology, and acquiring and installing additional portable classrooms and related School Facilities, with the specific location of new schools, remodeling of existing School Facilities, and additional portables to be determined based on the residence of the students being generated by such new residential construction, as well as any required central administrative and support facilities, within the District.

Section 4. The Board of Trustees finds there is a roughly proportional, reasonable relationship between the use of the Statutory School Fees and the new residential construction within the District because the Statutory School Fees imposed on new residential construction by this Resolution will be used to fund School Facilities that will be used to serve the students generated by such new residential construction.

Section 5. The Board of Trustees finds there is a roughly proportional, reasonable relationship between the new residential construction upon which the Statutory School Fees are imposed, and the need for additional School Facilities in the District because new students will be generated from new residential construction within the District, and the District does not have student capacity in the existing School Facilities to accommodate these students.

Section 6. The Board of Trustees finds the amount of the Statutory School Fees imposed on new residential construction as set forth in this Resolution is roughly proportional and reasonably related to, and does not exceed the cost of, providing the School Facilities required to serve the students generated by such new residential construction within the District.

Section 7. The Board of Trustees finds the purpose of the Statutory School Fees imposed on new commercial/industrial construction is to fund the additional School Facilities required to serve the students generated by the new commercial/industrial construction upon which the Commercial/Industrial Fees are imposed.

Section 8. The Board of Trustees finds the Statutory School Fees imposed on new commercial/industrial construction (by category) will be used only to finance those School Facilities described in the Studies and related documents and that these School Facilities are required to serve the students generated by such new commercial/industrial construction; and that the use of the Statutory School Fees will include construction or acquisition of additional School Facilities, remodeling existing School Facilities to add additional classrooms and technology, and acquiring and installing additional portable classrooms and related facilities, with the specific location of new schools, remodeling of existing School Facilities, and additional portables to be determined based on the residence of the students being generated by such new commercial/industrial construction, as well as any required central administrative and support facilities within the District.

Section 9. The Board of Trustees finds there is a roughly proportional, reasonable relationship between the use of the Statutory School Fees and new commercial/industrial construction by category within the District because the Statutory School Fees imposed on commercial/industrial construction by this Resolution will be used to fund School Facilities which will be used to serve the students generated by such new commercial/industrial construction.

Section 10. The Board of Trustees finds there is a roughly proportional, reasonable relationship between the new commercial/industrial construction by category, upon which the Statutory School Fees are imposed, and the need for additional School Facilities in the District because new students will be generated from new commercial/industrial construction within the District and the District does not have student capacity in the existing School Facilities to accommodate these students.

Section 11. The Board of Trustees finds the amount of the Statutory School Fees imposed on new commercial/industrial construction by category as set forth in this Resolution is roughly proportional and reasonably related to and does not exceed the cost of providing the School

Facilities required to serve the students generated by such new commercial/industrial construction within the District.

Section 12. The Board of Trustees finds a separate fund (Fund) of the District and two or more sub-funds (Sub-Funds) have been created or are authorized to be established for all monies received by the District for the deposit of Statutory School Fees and mitigation payments (Mitigation Payments) imposed on construction within the District and said Fund and Sub-Funds at all times have been separately maintained, except for temporary investments, with other funds of the District as authorized by law.

Section 13. The Board of Trustees finds the monies of the separate Fund or the separate Sub-Funds described in Section 12, consisting of the proceeds of Statutory School Fees and Mitigation Payments have been imposed for the purposes of constructing and reconstructing those School Facilities necessitated by new residential and/or commercial/industrial construction, and thus, these monies may be expended for all those purposes permitted by applicable law. The Statutory School Fees may also be expended by the District for the costs of performing any study or otherwise making the findings and determinations required under subdivisions (a), (b), and (d) of §66001 of the Government Code. In addition, the District may also retain, as appropriate, an amount not to exceed in any fiscal year, three percent (3%) of the fees collected in that fiscal year pursuant to Education Code §17620 for reimbursement of the administrative costs incurred by the District in collecting the Statutory School Fees.

Section 14. The Board of Trustees hereby increases the Statutory School Fees as a condition of approval of new residential development projects and imposes the Statutory School Fees on such development projects in the following amounts:

(a) Three and 20/100 Dollars ($3.20) per square foot of assessable space for new residential construction, including new residential projects, manufactured homes and mobile homes as authorized under Education Code §17625, and including residential construction or reconstruction other than new construction where such construction or reconstruction results in an increase of assessable space, as defined in Government Code §65995, in excess of five hundred (500) square feet.

(b) Fifty-One Cents ($0.51) per square foot of assessable space, for new residential construction used exclusively for the housing of senior citizens, as described in Civil Code §51.3 or as described in subdivision (k) of Health and Safety Code §1596.2 or a multi-level facility as described in paragraph 9 of subdivision (d) of Government Code §15432 or any mobile home or manufactured home that is located within a mobile home park, subdivision, cooperative or condominium for mobile homes limited to older persons as defined by the Federal Fair Housing Amendments of 1988.

Section 15. The Board of Trustees hereby increases the Statutory School Fees as a condition of approval of new commercial/industrial construction projects and levies the Statutory School

Fees on such development projects in the following amounts per square foot of chargeable covered and enclosed space for all categories of commercial/industrial construction to $0.51 per square foot, with the exception of mini-storage, which shall be levied at $0.046 per square foot.

Section 16. The proceeds of the Statutory School Fees increased and established pursuant to this Resolution shall continue to be deposited into those Sub-Funds of the Funds identified in Section 12 of this Resolution, the proceeds of which shall be used exclusively for the purpose for which the Statutory School Fees are to be collected, including, as to Statutory School Fees, accomplishing any study, findings or determinations required by subdivisions (a), (b), and (d) of Government Code §66001, or retaining an amount not to exceed in any fiscal year, three percent (3%) of the fees collected in that fiscal year pursuant to Education Code §17620 for reimbursement of the administrative costs incurred by the District in collecting the Statutory School Fees or in financing the described Studies or in defending the imposition of Statutory School Fees.

Section 17. The District's Superintendent, or designee, is directed to cause a copy of this Resolution to be delivered to the building officials of the Cities and the County, as well as the Office of Statewide Health Planning and Development (OSHPD), along with a copy of all the supporting documentation referenced herein and a map of the District clearly indicating the boundaries thereof, advising the Cities, the County and OSHPD that new residential and commercial/industrial construction is subject to the Statutory School Fees increased pursuant to this Resolution and requesting that no building permit or approval for occupancy be issued by any of these entities for any new residential development project, mobile home or manufactured home subject to the Statutory School Fees absent a certification of compliance (Certificate of Compliance) from the District demonstrating compliance of such project with the requirements of the Statutory School Fees, nor that any building permit be issued for any nonresidential construction absent a certification from this District of compliance with the requirements of the applicable Statutory School Fees.

Section 18. The Board of Trustees hereby adopts and establishes the procedures that permit the party against whom the Commercial/Industrial Fees are imposed the opportunity for a hearing to appeal that imposition of Commercial/Industrial Fees for commercial/industrial construction as stated in Education Code §17621 and Government Code §66020 and §66021.

Section 19. The Superintendent is authorized to cause a Certificate of Compliance to be issued for each development project, mobile home, and manufactured home for which there is compliance with the requirement for payment of the Statutory School Fees in the amounts specified by this Resolution. In the event a Certificate of Compliance is issued for the payment of Statutory School Fees for a development project, mobile home, or manufactured home and it is later determined that the statement or other representation made by an authorized party concerning the development project as to square footage is untrue or in the event the zoning is declared invalid, then such Certificate of Compliance shall automatically terminate, and the appropriate Cities, County, or OSHPD shall be so notified.

Section 20. No statement or provision set forth in this Resolution, or referred to therein shall be construed to repeal any preexisting fee or mitigation amount previously imposed by the District on any residential or nonresidential construction.

Section 21. If any portion or provision hereof is held invalid, the remainder hereof is intended to be and shall remain valid.

Section 22. The increase in the District's Statutory School Fees will become effective sixty (60) days from the date of this Resolution unless a separate resolution increasing the fees immediately on an urgency basis is adopted by the Board.

Section 23. Effective Date. This Resolution shall take effect from and after the date of its passage and adoption.

AYES:	( )
NOES	( )
ABSENT	( )
ABSTAIN	( )

I, Joseph M. Farley, Secretary of the Capistrano Unified School District Board of Trustees, hereby certify that the above and foregoing Resolution was duly and regularly adopted by the said Board at the meeting on the 13th day of March 2013, by a roll call vote.

_____
Anna Bryson
Clerk of the Board of Trustees

_____
Joseph M. Farley, Ed.D.
Superintendent
Secretary of the Board of Trustees

TWO WAY Immersion Program

Proposed High School course sequence

Grade 9 *TWI students take 7 periods*		Grade 10	
Fall Semester	**Spring Semester**	**Fall Semester**	**Spring Semester**
TWI World Hist. Acc *(taught in Spanish)*	**TWI World Hist. Acc** *(taught in Spanish)*	**AP European History**	**AP European History**
TWIS 3	**TWIS 3**	**AP Spanish IV Lang**	**AP Spanish IV Lang**
English I	English I	English II	English II
Math	Math	Math	Math
Science	Science	Science	Science
College and Career	Health	PE or Athletics	PE or Athletics
PE or Athletics	PE or Athletics		
Grade 11		**Grade 12**	
Fall Semester	**Spring Semester**	**Fall Semester**	**Spring Semester**
AP Spanish V Lit	**AP Spanish V Lit**	***Saddleback College** *Span 20A or 21A*	***Saddleback College** *Span 20B or 21B*
English III	English III	English IV	English IV
U.S. History	U.S. History	Amer Gov't	Economics
Elective	Elective	Elective	Elective
Elective	Elective	Elective	Elective

<u>*Senior year "capstone class"—SPAN 20A/B or SPAN 21A/B:</u>

TWI students will take a Saddleback College course taught in Spanish and offered on our campus during the school day. Students will be expected to pay some applicable SCC fees for this class.

We must decide which SCC course we will use for the Senior year program:

SPAN 20A 3/3/0/0 **CIVILIZATION OF SPAIN THROUGH 1898** **Prerequisite: SPAN 2 or three years of high school Spanish** Focuses on the geography, history, and institutions of Spain, life and culture of the people, literature, music, and art through 1898. Conducted in Spanish! NR	**SPAN 21A 3/3/0/0** **CIVILIZATION OF LATIN AMERICA THROUGH 1900** **Prerequisite: SPAN 2 or three years of high school Spanish** Focuses on the geography, history, and institutions of Latin America, life and cultures of the people, literature, music, and art through 1900. Conducted in Spanish! NR
SPAN 20B 3/3/0/0 **CIVILIZATION OF SPAIN 1898 TO PRESENT** **Prerequisite: SPAN 2 or three years of high school Spanish** Focuses on the geography, history, and institutions of Spain, life and culture of the people, literature, music, and art from 1900 to present. Conducted in Spanish! NR	**SPAN 21B 3/3/0/0** **CIVILIZATION OF LATIN AMERICA 1900-PRESENT** **Prerequisite: SPAN 2 or three years of high school Spanish** Focuses on the geography, history, and institutions of Latin America, life and culture of the people, literature, music, and art from 1900 to present. Conducted in Spanish! NR

EXHIBIT 3

VIEJO ELEMENTARY SCHOOL

Study Area Attendance Reassignment Proposal for Non-Two-Way Language Academy Students

March 13, 2013

BACKGROUND

- *February 23, 2013 Board of Trustees approved the conversion of Viejo Elementary School into a Two-Way Language Academy.*

- *Staff Recommendations:*

  ** Phase-out Kindergarten- 2nd grade English/Structured English Immersion classes in Fall 2013*

  **Reassign students not enrolled in the Two-Way Language Academy to Bathgate Elementary School*

ENROLLMENT STUDY AREAS PRIOR TO CHANGE

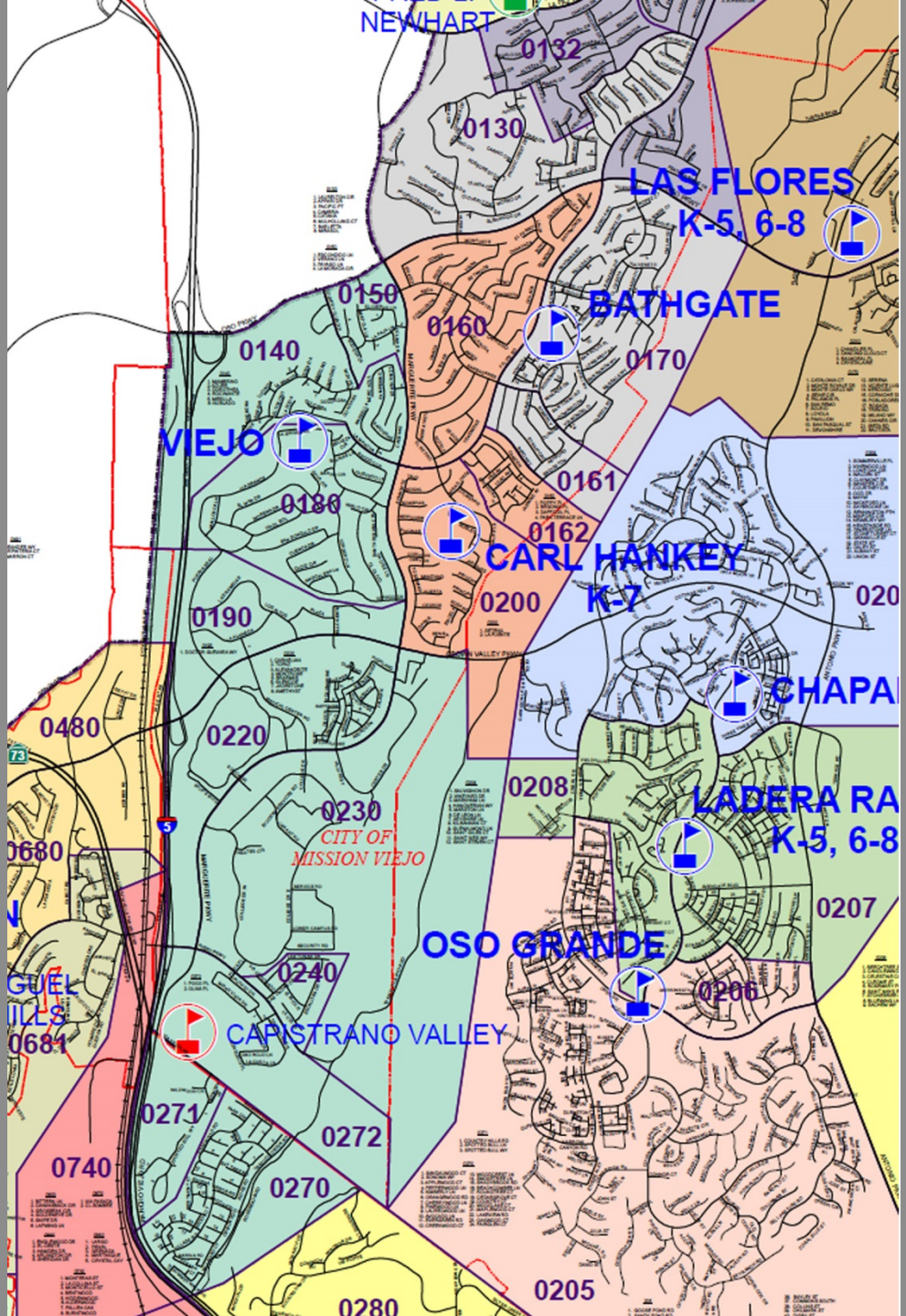

ENROLLMENT STUDY AREAS REQUIRING REASSIGNMENT TO NEW SCHOOLS

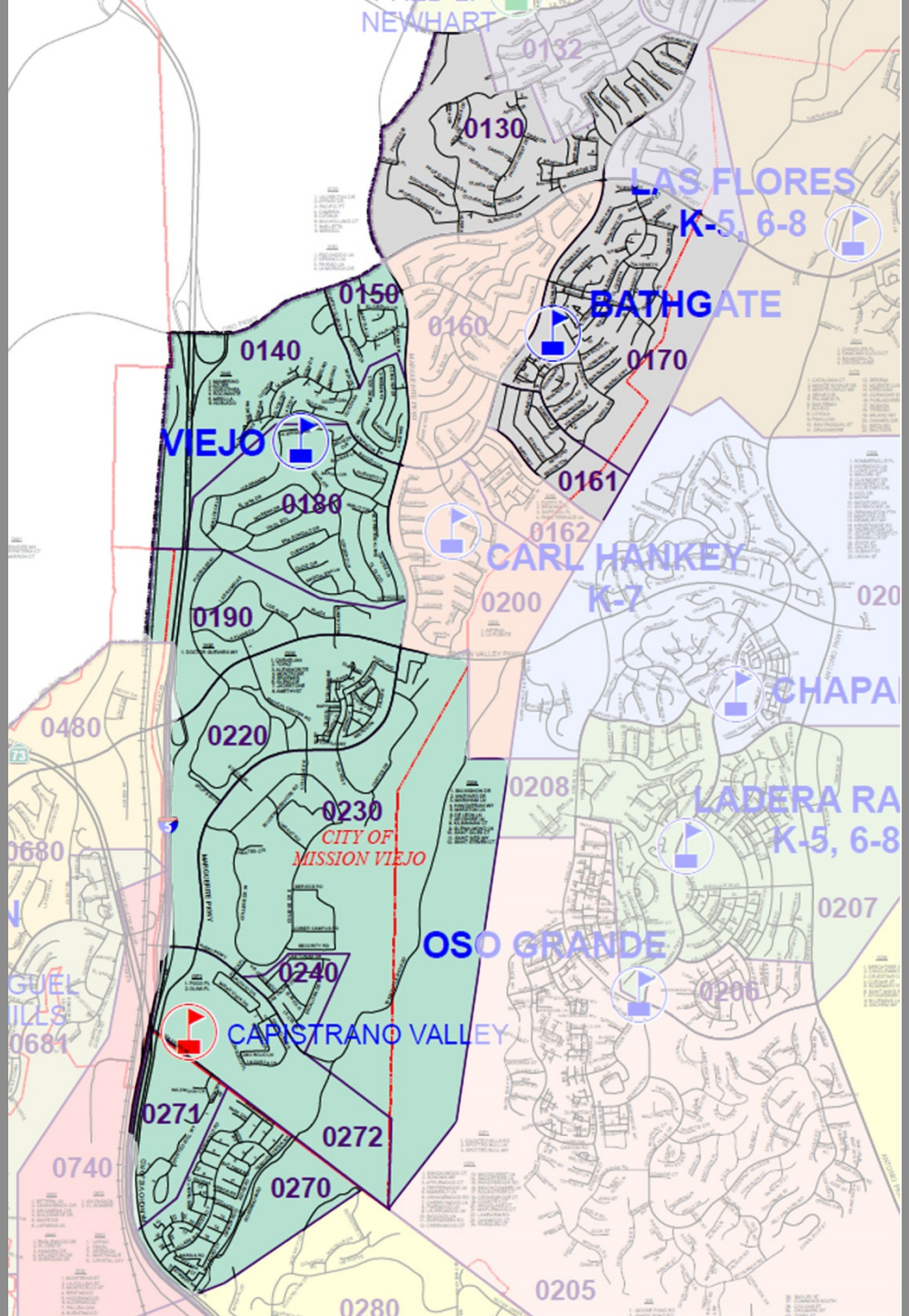

REVISED BATHGATE SCHOOL ASSIGNMENT

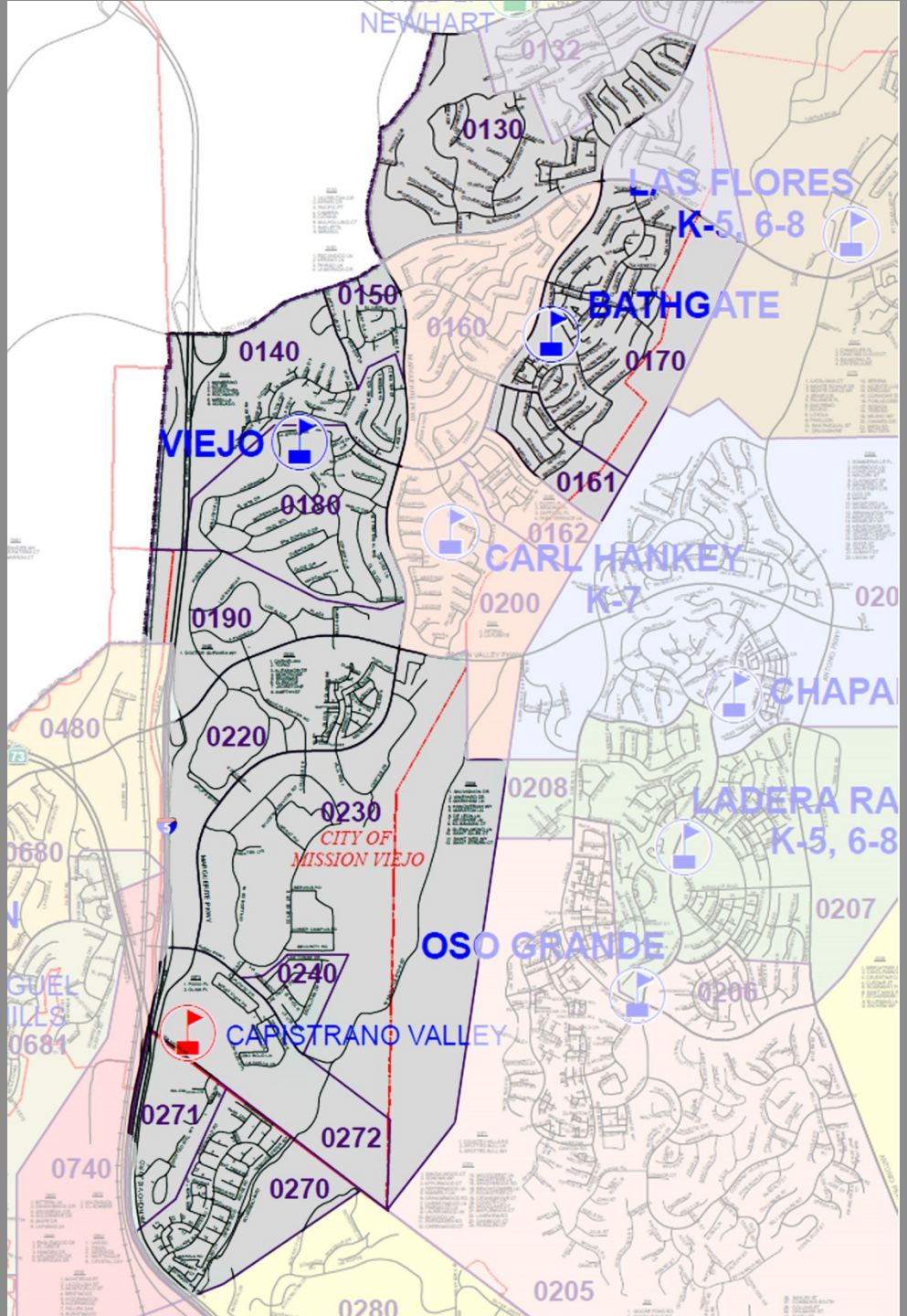

PROJECTIONS FOR FUTURE YEARS

Bathgate Elementary	2012-2013 Enrollment	2013-14 Projected Enrollment	Plus Viejo Study Areas	Total Projected Enrollment 2013-2014
	647	615	56	671

Bathgate Elementary	2014-2015 Enrollment	2015-2016 Enrollment	2016-2017 Enrollment	2017-2018 Enrollment
	700	712	757	794

*Bathgate had a peak enrollment of 836 in 2000-2001
*These numbers assume no SOC enrollment in 2013-2014

VIEJO ELEMENTARY STUDY AREAS

Study Area	Students Attending Viejo	Students Attending Other Schools	Total Students
0140	7	43	50
0150	0	9	9
0180	17	62	79
0190	46	16	62
0220	35	39	74
0230	84	23	107
0240	3	12	15
0270	130	90	220
0271	0	5	5
0272	8	6	14
Total	330	305	635

RECOMMENDATION

- *Reassign planning areas 0140,0150,0180,0190,0220,0230,0240,0270,0271,0272, to Bathgate Elementary School and Assign Bathgate as the Primary "Receiving School" for Non-TWI Students from Viejo*

- *Continue to recommend Bergeson Elementary School as Second NCLB "Receiving" School for Viejo Students*

QUESTIONS?

MEETINGS

Meetings and Notices

Meetings of the Board of Trustees are conducted for the purpose of accomplishing District business. A Board meeting exists whenever a majority of Board members gather at the same time and place to hear, discuss, or deliberate upon any item within the subject matter jurisdiction of the Board or District. (Government Code §54952.2)

In accordance with state open meeting laws (Brown Act), the Board shall hold its meetings in public and shall conduct closed sessions during such meetings only as authorized by law. To encourage community involvement in the schools, Board meetings shall provide opportunities for questions and comments by members of the public and shall be conducted in accordance with law and Board procedures.

Except as authorized by law, direct communication, personal intermediaries, and technological devices shall not be used by a majority of Board members to develop a collective concurrence as to an action to be taken by the Board on any item of District business. (Government Code §54952.2)

Regular Meetings

By June of each school year the Board of Trustees shall adopt a yearly calendar specifying the date, time and place of each scheduled meeting of the Board for the upcoming fiscal/school year. The Board shall hold at least one regular meeting per month and will schedule other meetings as needed.

All regular meetings of the Board shall be held at 7 p.m. on the second ~~Monday~~ Wednesday and fourth Wednesday of each month in the Board Room of the Education Center. If at any time a regular meeting of the Board falls on a holiday, the Board will determine an alternate date.

All meetings of the Board shall be open to the public, with the exception of closed sessions. (Government Code 54953)

At least 72 hours prior to a regular meeting, the agenda shall be posted at one or more locations freely accessible to members of the public. Effective July 1, 2008, SB 343 expands the public's right to inspect documents that are distributed to Board members less than 72 hours before a regular meeting. If these documents relate to an open session item at a regular meeting, they must be made available for public inspection at the time they are distributed to the Board of Trustees (Government Code §54957.5.). No action shall be taken on any item not appearing on the posted agenda, except as allowed by law. (Government Code §54954.2) Agendas shall be posted at the Education Center, 33122 Valle Road, San Juan Capistrano, California, on the District web site, www.capousd.org, and school sites.

Agendas for Board meetings shall be available to any person who has filed with the Board a written request. Requests are valid for one year from the date filed unless renewed. (Government Code §54954.1)

Persons requesting agendas may be required to pay an annual fee as determined by Board Policy.

MEETINGS (continued)

In order to help ensure participation in the meeting of disabled individuals, appropriate disability-related accommodations or modifications shall be provided by the Board, upon request, in accordance with the Americans with Disabilities Act (ADA). (Government Code §54953.2, 54954.1)

To facilitate such an accommodation, and to give officials ample time to make arrangements for any modification or accommodation, the person needing accommodation, or his or her spokesperson, should contact the Superintendent's office with sufficient prior notice so such modifications or accommodations may be made. (As an example of the need for such prior notice, some modifications or accommodations may require special equipment or additional staff assistance at the meeting.)

Special Meetings

Special meetings of the Board may be called by the presiding officer, the Superintendent in consultation with the Board President or a majority of the Board members.

Notice of special meetings shall be received at least 24 hours before the meeting by all Board members, the Superintendent, and by the local media who have requested such notice in writing. This notice also shall be posted at least 24 hours before the meeting in a location freely accessible to the public. This notice shall specify the time and place of the meeting and the business to be transacted; no other business shall be considered at these meetings. (Education Code §35144, Government Code §54956)

Every notice of a special meeting shall provide an opportunity for members of the public to directly address the Board concerning any item that has been described in the meeting notice, before or during the item's consideration. (Government Code §54954.3)

Emergency Special Meeting

The Board may hold a special meeting without complying with the 24-hour notice requirement in the case of an emergency situation. An emergency situation means:

1. A work stoppage or other activity which severely impairs public health, safety, or both, as determined by a majority of the members of the Board.

2. A crippling disaster which severely impairs public health, safety, or both, as determined by a majority of the members of the Board.

The Board President or designee shall give notice of the emergency special meeting to the local media by telephone one hour before the meeting. If telephone services are not functioning, the notice requirement of one hour is waived. As soon after the meeting as possible, the Board shall notify the local media that the meeting was held and shall describe the purpose of the meeting and any action taken by the Board.

MEETINGS (continued)

No closed session may be held during an emergency special meeting. All other rules governing special meetings shall be observed, with the exception of the 24-hour notice requirement.

The minutes of the meeting, a list of persons the president or designee notified or attempted to notify, a copy of the roll call vote, and any actions taken at the meeting shall be posted for at least 10 days in a public place as soon after the meeting as possible. (Government Code §54956.5)

Adjourned Meetings

A majority vote by the Board may adjourn/continue any regular or special meeting to a later time and place which shall be specified in the order of adjournment. Within 24 hours after a meeting has been adjourned to a later time, a copy of the order of adjournment shall be posted at the meeting site.

If no members are present at any regular or adjourned regular meeting, the secretary or the clerk may declare the meeting adjourned to a later time and shall give notice in the same manner required for special meetings. (Government Code §54955)

Study Sessions and Public Forums

The Board may occasionally convene a study session or public forum to study an issue in more detail or to receive information from staff or feedback from members of the public.

Public notice shall be given in accordance with law when a quorum of the Board is attending a study session or public forum. Also such meetings shall comply with the Brown Act and shall be held in open session and within District boundaries. Action items shall not be included on the agenda for these meetings.

Location of Meetings

Meetings shall not be held in a facility that prohibits the admittance of any person on the basis of ancestry or any characteristic listed in Government Code §11135, including, but not limited to, religion, sex, or sexual orientation. In addition, meetings shall not be held in a facility which is inaccessible to disabled persons or where members of the public must make a payment or purchase in order to be admitted. (Government Code §54961)

Teleconferencing

A teleconference is a meeting of the Board in which Board members are in different locations, connected by electronic means, through either audio, video or both. (Government Code §54953)

The Board may use teleconferences for all purposes in connection with any meeting within the Board's subject matter jurisdiction. All votes taken during a teleconference meeting shall be by roll call. (Government Code §54953)

MEETINGS (continued)

During the teleconference, at least a quorum of the members of the Board shall participate from locations within District boundaries. (Government Code §54953)

Agendas shall be posted at all teleconference locations and shall list all teleconference locations whenever they are posted elsewhere. All teleconference locations shall be accessible to the public. All teleconferenced meetings shall be conducted in a manner that protects the statutory and constitutional rights of the parties or the public appearing before the Board, including the right of the public to address the Board directly at each teleconference location. (Government Code §54953)

Legal Reference:

EDUCATION CODE
35140 Time and place of meetings
35143 Annual organizational meeting date, and notice
35144 Special meeting
35145 Public meetings
GOVERNMENT CODE
54950-54957.9 Meetings, especially
54953 Meetings to be open and public; attendance
54954 Time and place of regular meetings; holidays; emergencies
54954.2 Agenda posting requirements, board actions
54956 Special meetings; call; notice
54956.5 Emergency meetings in emergency situations

Bylaw
revised: June 14, 1999
revised: September 15, 2003
revised: July 21, 2008
revised: August 11, 2009
revised: June 29, 2011
revised:

CAPISTRANO UNIFIED SCHOOL DISTRICT
San Juan Capistrano, California

DAVID
TAUSSIG
& Associates, Inc.

FISCAL CONSULTANT REPORT

SERIES 2012

CERTIFICATES OF PARTICIPATION

(Ancillary Support Facilities)

January 14, 2013

Public Finance
Facilities Planning
Urban Economics

Newport Beach
Fresno
Riverside
San Francisco
Chi

EXHIBIT 6

FISCAL CONSULTANT REPORT

SERIES 2012

CERTIFICATES OF PARTICIPATION

(Ancillary Support Facilities)

Prepared for

CAPISTRANO UNIFIED SCHOOL DISTRICT
32972 Calle Perfecto
San Juan Capistrano, CA 92675
(949) 489-7382

Prepared by

DAVID TAUSSIG & ASSOCIATES, INC.
5000 Birch Street, Suite 6000
Newport Beach, CA 92660
(949) 955-1500

Capistrano Unified School District (the "District") issued Series 2012 Certificates of Participation (the "Certificates") to refund the Series 2002 Certificates ("Prior Certificates") which were issued to fund the acquisition of the site for and construction of the District administrative facility ("Ancillary Facilities"), as well as the installation of a 50 meter swimming pool at Capistrano Valley High School and the construction of additions to Newhart Middle School ("MV Facilities"). The debt service for the Certificates is proposed to be secured by the following sources of revenue: (i) tax increment revenues from the former Mission Viejo Community Development Agency ("MV CDA"), (Ii) tax increment revenues from the former San Juan Capistrano Community Redevelopment Agency ("SJ CRA"), and (iii) Community Facilities District special tax contributions.

The purpose of this Fiscal Consultant Report (the "Report") is to describe and summarize the expected revenue sources. Table 1in Exhibit A summarizes the allocation of the 2012 debt service between the Ancillary Facilities and MV Facilities. As has been past practice, debt service for Ancillary Facilities is expected to be paid from revenues from SJ CRA and special taxes from Community Facilities Districts ("CFDs") and debt service for the MV Facilities is expected to be paid from revenues from MV CDA. Table 2 in Exhibit A summarizes the proposed revenue sources and debt service payments for each year in which the Certificates are outstanding.

Mission Viejo Community Development Agency Tax Increment Revenue

Public Economics Inc., an economics consultant firm to the District, has provided an estimate of the revenue from the MV CDA Project Area. These revenues are shown in Table 2 of Exhibit A. Based on information provided Public Economics, Inc., the District expects to receive tax increment revenues from the MV CDA until 2029-2030, which is after the debt service on the Certificates have been paid in full. DTA has not verified these amounts.

The First Implementation Agreement to Tax Sharing Agreement (the "Tax Sharing Agreement"), dated November 16, 1998, requires that the MV CDA allocate tax increment to the District on a biannual basis throughout the term of the redevelopment agency, which ends in fiscal year 2043-2044. These revenues may only be used to pay debt service related to the MV Facilities. Pursuant to the Tax-Sharing Agreement, the determination of the tax increment allocation is differentiated, however, between the tax increment located in the Tax Rate Area where the Shops at Mission Viejo (the "Mall") is located and the other Tax Rate Areas in the MV CDA Project Area. The Mall was completed in 1999, resulting in significant incremental growth to that Tax Rate Area.

San Juan Capistrano Community Redevelopment Agency Tax Increment Revenues

Public Economics Inc. has provided an estimate of the revenue from the San Juan Project Area. These revenues are shown in Table 4 of Exhibit A. Based on information provided Public Economics, Inc., the District expects to receive tax increment revenues from the SJ CRA until 2034-2035, which is after the debt service on the Certificates have been paid in full. DTA has not verified these amounts.

Pursuant to the Second Amended and Restated Agreement for Cooperation (the "Agreement"), dated May 19, 1997, the SJ CRA is required to deposit into a School Facilities Fund a portion of the property tax increment which is allocated to the SJ CRA and attributable to the Project Area. The Agreement provides that the SJ CRA receives the first $3 million (after deduction of the 20% set-

aside for low/moderate income housing) in incremental revenues each year of the redevelopment plan, with the excess allocated to the School Facilities Fund, for use by the District. However, notwithstanding the above, the District is not entitled to receive more than $5 million in any five-year period.

Community Facilities District Special Tax Revenues

The District intends to use funds from the CFDs, as needed, to pay debt service for Ancillary Facilities if funds from the SJ CRA are not sufficient. In the past, the District has used pay-as-you-go special tax revenues from the following CFDs to pay directly for construction of the Ancillary Facilities and to pay debt service on the prior Certificates:

CFD No. 87-1
CFD No. 90-2
CFD No. 94-1
CFD No. 98-2
CFD No. 2004-1

At the time of issuance of the Certificates, the District determined that all CFDs should contribute to the payment of debt service for the Ancillary Facilities and requested that DTA calculate an estimated average contribution per unit at buildout for each CFD. The results of this analysis are shown in Exhibit B. Due to prior contributions, certain CFDs will be reimbursed from contributions from other CFDs as indicated in Exhibit B.

Based on the estimated development at buildout, it is likely that pay-as-you-go special tax revenues from the following CFDs will be available to pay debt service on the Certificates in the future, however actual contributions may vary:

CFD No. 88-1 (expected contributions through FY 2013-14)
CFD No. 90-1
CFD No. 90-2
CFD No. 92-1 (expected contributions through FY 2020-21)
CFD No. 98-1A
CFD No. 98-2
CFD No. 2005-1

Limitations

David Taussig and Associates, Inc. has relied on information which was provided to David Taussig and Associates, Inc., by others, including, but not limited to, the District. David Taussig and Associates, Inc. has not independently verified such data and disclaims responsibility for the impact of inaccurate data provided by others, if any, including the inability to meet the financial obligations of the Certificates.

EXHIBIT A

TABLE 1 –DEBT SERVICE SERIES 2012 REFUNDING

TABLE 2 – SUMMARY OF EXPECTED REVENUES AND DEBT SERVICE

David Taussig & Associates

Capistrano Unified School District

01/14/2013

Table 1
Debt Service Series 2012 Refunding [1]

	Ancillary Facilities Component			MV Facilities Component			Aggregate		
Date	Principal	Interest	Annual Debt Service	Principal	Interest	Annual Debt Service	Principal	Interest	Annual Debt Service
06/01/2013		$167,878.39			$61,426.40			$229,304.79	
12/01/2013	$1,070,000.00	$158,210.00	$1,396,088.39	$320,000.00	$57,888.75	$439,315.15	$1,390,000.00	$216,098.75	$1,835,403.54
06/01/2014		$142,160.00			$53,088.75			$195,248.75	
12/01/2014	$1,100,000.00	$142,160.00	$1,384,320.00	$340,000.00	$53,088.75	$446,177.50	$1,440,000.00	$195,248.75	$1,830,497.50
06/01/2015		$125,660.00			$47,988.75			$173,648.75	
12/01/2015	$1,120,000.00	$125,660.00	$1,371,320.00	$365,000.00	$47,988.75	$460,977.50	$1,485,000.00	$173,648.75	$1,832,297.50
06/01/2016		$114,460.00			$44,338.75			$158,798.75	
12/01/2016	$1,130,000.00	$114,460.00	$1,358,920.00	$385,000.00	$44,338.75	$473,677.50	$1,515,000.00	$158,798.75	$1,832,597.50
06/01/2017		$108,810.00			$42,413.75			$151,223.75	
12/01/2017	$1,145,000.00	$108,810.00	$1,362,620.00	$400,000.00	$42,413.75	$484,827.50	$1,545,000.00	$151,223.75	$1,847,447.50
06/01/2018		$97,360.00			$38,413.75			$135,773.75	
12/01/2018	$1,165,000.00	$97,360.00	$1,359,720.00	$420,000.00	$38,413.75	$496,827.50	$1,585,000.00	$135,773.75	$1,856,547.50
06/01/2019		$85,710.00			$34,213.75			$119,923.75	
12/01/2019	$1,185,000.00	$85,710.00	$1,356,420.00	$445,000.00	$34,213.75	$513,427.50	$1,630,000.00	$119,923.75	$1,869,847.50
06/01/2020		$73,860.00			$29,763.75			$103,623.75	
12/01/2020	$1,205,000.00	$73,860.00	$1,352,720.00	$465,000.00	$29,763.75	$524,527.50	$1,670,000.00	$103,623.75	$1,877,247.50
06/01/2021		$61,810.00			$25,113.75			$86,923.75	
12/01/2021	$1,230,000.00	$61,810.00	$1,353,620.00	$485,000.00	$25,113.75	$535,227.50	$1,715,000.00	$86,923.75	$1,888,847.50
06/01/2022		$47,972.50			$19,657.50			$67,630.00	
12/01/2022	$1,260,000.00	$47,972.50	$1,355,945.00	$510,000.00	$19,657.50	$549,315.00	$1,770,000.00	$67,630.00	$1,905,260.00
06/01/2023		$33,797.50			$13,920.00			$47,717.50	
12/01/2023	$1,280,000.00	$33,797.50	$1,347,595.00	$535,000.00	$13,920.00	$562,840.00	$1,815,000.00	$47,717.50	$1,910,435.00
06/01/2024		$18,437.50			$7,500.00			$25,937.50	
12/01/2024	$1,315,000.00	$18,437.50	$1,351,875.00	$560,000.00	$7,500.00	$575,000.00	$1,875,000.00	$25,937.50	$1,926,875.00
06/01/2025		$2,000.00			$500.00			$2,500.00	
12/01/2025	$160,000.00	$2,000.00	$164,000.00	$40,000.00	$500.00	$41,000.00	$200,000.00	$2,500.00	$205,000.00
Total	$14,365,000.00	$2,150,163.39	$16,515,163.39	$5,270,000.00	$833,140.15	$6,103,140.15	$19,635,000.00	$2,983,303.54	$22,618,303.54

[1] Provided by Government Financial Strategies, Inc. 11/6/12.

taussig-client/CAPO.USD/REDEV/FCR/RedevTaxIncrement14.123

Table 2
Summary of Estimated Certificates of Participation Revenues and Debt Service

Year	CUSD Share of the Mission Viejo Tax Increment [1]	Series 2012 COP Debt Service for MV Facilities Component	Remaining Mission Viejo Tax Increment		CUSD Share of the San Juan Capistrano Tax Increment [1]	CFD Special Tax Contributions	Total Revenues Available to pay for Series 2012 Ancillary Facilities Component	Series 2012 COP Debt Service for Ancillary Facilities Component	Surplus / (Shortfall) [2]
2012-13	$1,331,773	($439,315)	$892,458		$1,451,019	$0	$1,451,019	($1,396,088)	$54,931
2013-14	$1,331,773	($446,178)	$885,596		$419,352	$964,968	$1,384,320	($1,384,320)	$0
2014-15	$1,331,773	($460,978)	$870,796		$510,138	$861,182	$1,371,320	($1,371,320)	$0
2015-16	$1,369,130	($473,678)	$895,453		$1,061,248	$297,672	$1,358,920	($1,358,920)	$0
2016-17	$1,407,234	($484,828)	$922,407		$1,558,243	$0	$1,558,243	($1,362,620)	$195,623
2017-18	$1,446,100	($496,828)	$949,273		$1,451,019	$0	$1,451,019	($1,359,720)	$91,299
2018-19	$1,485,744	($513,428)	$972,317		$419,352	$937,068	$1,356,420	($1,356,420)	$0
2019-20	$1,526,180	($524,528)	$1,001,653		$510,138	$842,582	$1,352,720	($1,352,720)	$0
2020-21	$1,567,425	($535,228)	$1,032,198		$1,061,248	$292,372	$1,353,620	($1,353,620)	$0
2021-22	$1,609,495	($549,315)	$1,060,180		$1,558,243	$0	$1,558,243	($1,355,945)	$202,298
2022-23	$1,652,407	($562,840)	$1,089,567		$1,451,019	$0	$1,451,019	($1,347,595)	$103,424
2023-24	$1,696,177	($575,000)	$1,121,177		$419,352	$932,523	$1,351,875	($1,351,875)	$0
2024-25	$1,740,822	($41,000)	$1,699,822		$510,138	$0	$510,138	($164,000)	$346,138
Total	**$19,496,033**	**($6,103,140)**	**$13,392,893**		**$12,380,509**	**$5,128,367**	**$12,380,509**	**($16,515,163)**	**$993,713**

[1] Provided by Public Economics Inc. 12/11/12.

[2] For years in which there is a large surplus, DTA recommends that the School District call COPs.

taussig-client/CAPO.USD/REDEV/FCR/RedevTaxIncrement14.123

EXHIBIT B

DTA ANALYSIS OF ALLOCATION OF CFD SPECIAL TAX REVENUES

CUSD COPs ANALYSIS
All CFDs
(Allocation of revenues including credits for CFDs with prior contributions)

SECTION I: HISTORICAL CONTRIBUTIONS BY CFD [1]

CFD	Contribution	Amount of Contribution
Facilities Contributions		
87-1	Education Center	$14,388,463
2004-1	Education Center	$500,000
Debt Service Contributions		
90-2	12/1/05 Bond Call	$80,000
90-2	12/1/06 debt service	$65,000
90-2	12/1/06 debt service	$62,260
90-2	06/01/07 debt service	$272,817
90-2	06/01/08 debt service	$19,000
90-2	12/01/09 debt service	$238,140
90-2	6/01/10 debt service	$233,772
90-2	12/01/10 debt service	$364,328
90-2	6/01/11 debt service	$81,854
90-2	12/01/11 debt service	$61,657
90-2	6/01/12 debt service	$181,105
Subtotal		$1,659,933
94-1	06/01/05 debt service	$500,000
94-1	12/1/05 Bond Call	$170,000
94-1	12/1/05 debt service	$500,000
94-1	6/1/06 debt service	$215,812
94-1	12/1/06 debt service	$120,000
94-1	12/01/09 debt service	$238,090
Subtotal		$1,743,902
98-2	12/1/06 debt service	$65,000
98-2	12/1/07 Bond Call	$250,000
98-2	06/01/08 debt service	$19,000
98-2	12/01/09 debt service	$238,140
98-2	6/01/10 debt service	$233,772
98-2	12/01/10 debt service	$364,328
98-2	6/01/11 debt service	$81,854
98-2	12/01/11 debt service	$61,657
98-2	6/01/12 debt service	$181,105
Subtotal		$1,494,856
TOTAL		$19,787,154

SECTION II: FUTURE REVENUES NEEDED FROM CFDs

Calendar Year	Series 2012 COP Debt Service for Ancillary Facilities Component [2]	CUSD Share of the San Juan Capistrano Tax Increment [4]	Amount Needed from CFDs
2012 [3]	($1,258,903)	$1,461,258	$0
2013	($1,396,088)	$1,451,019	$0
2014	($1,384,320)	$419,352	($964,968)
2015	($1,371,320)	$510,138	($861,182)
2016	($1,358,920)	$1,061,248	($297,672)
2017	($1,362,620)	$1,558,243	$0
2018	($1,359,720)	$1,451,019	$0
2019	($1,356,420)	$419,352	($937,068)
2020	($1,352,720)	$510,138	($842,582)
2021	($1,353,620)	$1,061,248	($292,372)
2022	($1,355,945)	$1,558,243	$0
2023	($1,347,595)	$1,451,019	$0
2024	($1,351,875)	$419,352	($932,523)
2025	($164,000)	$510,138	$0
TOTAL	($17,774,067)	$13,841,767	($5,128,367)

[1] Based on "COP Funding History" worksheet provided by CUSD 10/19/12 and information dated 11/8/12.
[2] Provided by Government Financial Strategies, Inc. 11/6/12.
[3] Debt service for 2012 includes only the December 2012 payment due. Tax increment shown is the amount available for the December 2012 payment.
[4] Based on "More Conservative Proj Table B.2 (ROPS)" provided by Public Economics Inc. 12/11/12.

CUSD COPs ANALYSIS
All CFDs

SECTION III: ESTIMATED RESIDENTIAL UNITS AT BUILDOUT BY CFD [1]

CFD	No. of Expected Units at Buildout
87-1	22,649
88-1	2,658
90-1	3,208
90-2	3,752 [2]
92-1	1,981
94-1	727
98-1A	416
98-2	7,908
2004-1	120
2005-1	155
Total	43,574

SECTION IV: TOTAL AMOUNT REQUIRED FROM CFDs

Contribution as shown in Section I	$19,787,154
Future revenues needed as shown in Section II	$5,128,367
Total contribution from CFDs	$24,915,521
No. of expected units at buildout from Section III	43,574
Average amount needed per unit	$572

SECTION V: PRIOR AMOUNT CONTRIBUTED BY CFD

CFD	Contribution	Units from Section III	Avg. Amount per Unit
CFD No. 87-1	$14,388,463	22,649	$635
CFD No. 90-2	$1,659,933	3,752	$442
CFD No. 94-1	$1,743,902	727	$2,399
CFD No. 98-2	$1,494,856	7,908	$189
CFD No. 2004-1	$500,000	120	$4,167
TOTAL	$19,787,154	35,156	$563

SECTION VI: PROPOSED FUTURE ALLOCATIONS (BY YEAR)

	CFD No.										
Fiscal Year	87-1	88-1	90-1 [4]	90-2	92-1	94-1	98-1A	98-2	2004-1	2005-1	Total
Prior Years	$14,388,463	$0	$0	$1,659,933	$0	$1,743,902	$0	$1,494,856	$500,000	$0	$19,787,154
2012-13	$-0	$0	$-0	$-0	$-0	$0	$-0	$-0	$0	$-0	$0
2013-14	($250,092)	$750,000	$517,103	$151,758	$269,080	($1,314,526)	$67,056	$866,724	($117,118)	$24,985	$964,968
2014-15	($223,194)	$0	$289,014	$84,819	$240,139	$0	$37,478	$484,420	($65,459)	$13,964	$861,182
2015-16	($77,148)	$0	$99,899	$29,318	$83,005	$0	$12,954	$167,442	($22,626)	$4,827	$297,672
2016-17	$0	$0	$0	$0	$-0	$0	$0	$0	$-0	$0	$0
2017-18	$0	$0	$0	$0	$-0	$0	$0	$0	$-0	$0	$0
2018-19	($242,861)	$0	$314,481	$92,293	$261,300	$0	$40,781	$527,107	($71,227)	$15,195	$937,068
2019-20	($218,373)	$0	$282,772	$82,987	$234,953	$0	$36,669	$473,958	($64,045)	$13,663	$842,582
2020-21	$0	$0	$72,180	$21,183	$81,527	$0	$9,360	$120,982	($16,348)	$3,487	$292,372
2021-22	$0	$0	$-0	$-0	$-0	$0	$-0	$-0	$0	$-0	$0
2022-23	$0	$0	$-0	$-0	$-0	$0	$-0	$-0	$0	$-0	$0
2023-24	$0	$0	$319,238	$93,689	$0	$0	$41,397	$535,079	($72,304)	$15,425	$932,523
2024-25	$0	$0	$-0	$-0	$0	$0	$-0	$-0	$0	$-0	$0
Total	$13,376,794	$750,000	$1,894,686	$2,215,980	$1,170,004	$429,376	$245,695	$4,670,567	$70,874	$91,545	$24,915,521
Units	22,649	2,658	3,208	3,752	1,981	727	416	7,908	120	155	43,574
Avg. per unit [3]	$591	$282	$591	$591	$591	$591	$591	$591	$591	$591	$572

[1] Estimated buildout based on expected buildout at the time of formation updated with actual development. Buildout subject to change.
[2] Includes property in the improvement area.
[3] Average per unit includes prior year contributions and proposed future contributions.
[4] Total amount on hand is $1,987,809 as of 9/30/2012 held by Wells Fargo.

REVISED 3-11-13

CAPISTRANO UNIFIED SCHOOL DISTRICT
San Juan Capistrano, California

Resolution No. 1213-38

NON-REELECTION OF TEMPORARY CERTIFICATED EMPLOYEES

A. General Recitals

1. *WHEREAS*, the Board of Education employs temporary certificated employees pursuant to §44909, §44918, and §44920 of the Education Code; and

2. *WHEREAS*, Education Code §44916 requires a temporary certificated employee to receive notice, prior to the first day of paid service, of the temporary nature of the employment and the anticipated length of service; and

3. *WHEREAS*, each employee classified as a temporary certificated employee pursuant to §44909, §44918, and §44920 of the Education Code received notice, prior to their first day of paid service, of the temporary nature of the employment and anticipated length of their service; and

4. *WHEREAS*, Education Code §44954 provides that the Board of Education shall notify temporary employees in a position requiring certification qualification of the District's decision to release the employees from such a position prior to the next succeeding school year; and

5. *WHEREAS*, through this resolution, it is the intent of the Board of Education to release each temporary certificated employee employed for the 2012-2013 school year effective no later than the last school day of the school year.

B. Employment of Temporary Employees as Leave Replacements Pursuant to Education Code §44920

1. *WHEREAS*, Education Code §44920 permits the Board of Education to "employ as a teacher ... any person holding appropriate certification documents, and may classify such person as a temporary employee" "based upon the need for additional certificated employees during a particular semester or year because a certificated employee has been granted leave for a semester or year, or is experiencing long-term illness"; and

2. *WHEREAS*, the Board of Education employed the following certificated employees under temporary contracts pursuant to Education Code §44920 during the 2012-2013 school year:

EXHIBIT 7

20329	17318	20247	20396	29929	26831
20732	29125	20259	20276	26859	29946
19707	22579	20271	20235	19835	28372
19991	16528	20275	20392	30282	14398
20344	22780	20279	20368	20573	29090
18152	29330	20283	28394	29098	28376
21672	20581	26666	25151	21676	28196
20411	29930	20286	28362	17695	29044
18186	30295	20290	13206	10238	26789
19718	29047	20296	20949	27327	24657
16013	29951	20297	21675	26300	17546
20409	20079	20303	24104	29921	29048
12362	29932	20315	16572	29912	27933
25133	29931	25633	22553	26777	29465
20587	29112	20248	19411	28373	26031
23950	27894	20379	29123	21504	29884
28687	28975	20309	29122	28389	29060
28509	22761	20557	29919	28387	26628

3. *WHEREAS*, the above-listed employees may be released pursuant to Education Code §44918 and §44954 regardless of any expiration of a contract or a specially funded project; and

4. *WHEREAS*, the Board of Education of the Capistrano Unified School District has determined to release the above-listed employees at the conclusion of the current 2012-2013 school year.

C. Employment of Temporary Employees in Categorically Funded Programs Pursuant to Education Code §44909

1. *WHEREAS*, Education Code §44909 permits the Board of Education to "employ persons possessing an appropriate credential as certificated employees in programs and projects to perform services conducted under contract with public or private agencies, or categorically funded projects which are not required by federal or state statutes"; and

2. *WHEREAS*, Education Code §44909 provides, "Such persons may be employed for periods which are less than a full school year and may be terminated at the expiration of the contract or specially funded project without regard to other requirements of this code respecting the termination of probationary or permanent employees other than §44918"; and

3. *WHEREAS*, the Board of Education employed the following certificated employees under temporary contracts in categorically funded positions pursuant to Education Code §44909 during the 2012-2013 school year:

30023	CF EIA (7090) & Title I (3010)	25433	CF Title I (3010)
20255	CF EIA-LEP (7090)	19952	CF Title I (3010)
28005	CF Gift (400)	21912	CF Title I (3010)
27617	CF Gift (400)	29832	CF Title I (3010)
28784	CF Music (1102) (400)	27034	CF Title I (3010)
27836	CF Music (1102) (400)	25129	CF Title I (3010)
29096	CF Music (1102) (400)	26658	CF Title I (3010)
28405	CF Music (1104)	29114	CF Title I (3010)
20299	CF QEIA (7400)	16487	CF Title III (4203) & EIA LEP (7090)
20354	CF QEIA (7400)		

4. WHEREAS, Education Code §44909 requires the "terms and conditions under which such persons are employed shall be mutually agreed upon by the employee and the Board of Education and such agreement shall be reduced in writing"; and

5. *WHEREAS*, each of the above-listed individuals was employed pursuant to a mutually agreed-upon contract between the employee and the Board of Education and for the term of the contract or project; and

6. *WHEREAS*, the employees were hired to perform services conducted under contract with public or private agencies or categorically funded projects which are not required by federal or state statutes; and

7. *WHEREAS*, the term for each specifically fund project or contract has expired, or will expire by the termination date of each employee's contract; and

8. *WHEREAS*, all categorical funds used to justify the above-listed employees' classification as temporary under Education Code §44909 will be expended and therefore will expire at the end of the 2012-2013 school year; and

9. *WHEREAS*, no categorical funding used to justify the above-listed employees' classification as temporary under Education Code §44909 has a duration beyond the 2012-2013 school year; and

10. *WHEREAS*, accordingly, each of the above-listed employees designated as temporary by the District under Education Code §44909 may be released at the end of the 2012-2013 school year without the procedural requirements applicable to probationary and permanent employees; and

11. *WHEREAS*, the Board of Education has determined to release the above-listed employees, whether their lawful status is considered to be temporary or probationary, at the end of the current 2012-2013 school year, consistent with the terms of Education Code §44909, and §44954.

D. Employment of Temporary Employees to Replace Regular Employees Assigned to Categorically Funded Programs Pursuant to Education Code §44909

1. *WHEREAS*, Education Code §44909 further provides, "Whenever any certificated employee in the regular educational program is assigned to a categorically funded project not required by federal or state statute and the district employs an additional credentialed person to replace that certificated employee, the replacement certificated employee shall be subject to the provisions of §44918"; and

2. *WHEREAS*, the lawful status of certificated employees employed pursuant to this provision of Education Code §44909 is temporary; and

3. *WHEREAS*, the Board of Education employed the following certificated employees under temporary contracts to replace regular employees assigned to categorically funded projects or programs pursuant to Education Code §44909 during the 2012-2013 school year:

29904	25135
20293	25120
29927	25096
23172	29900
29147	22224

4. *WHEREAS*, the Board of Education of the Capistrano Unified School District has determined to release each of the above-listed employees at the end of the current 2012-2013 school year.

NOW, THEREFORE, BE IT RESOLVED that the above recitals are true and correct; and

BE IT FURTHER RESOLVED that the Board of Education of the Capistrano Unified School District hereby directs that notice be provided to each of the above employees of his or her release effective upon the close of the 2012-2013 school year or the expiration of any applicable temporary contract (whichever occurs first), that his or her employment with the Capistrano Unified School District is thereby ended accordingly, and that the notification be provided on or before May 30, 2013.

PASSED AND ADOPTED by the Board of Trustees of the Capistrano Unified School District on March 13, 2013, by the following vote:

I, Joseph M. Farley, Ed.D., Secretary of the Capistrano Unified School District Board of Trustees, hereby certify that the above and foregoing Resolution was duly and regularly adopted by the said Board at the meeting on March 13, 2013, by a roll call vote.

AYES: _____

NOES: _____

ABSTENTIONS: _____

ABSENT: _____

DATED: March 13, 2013

BOARD OF TRUSTEES OF THE
CAPISTRANO UNIFIED SCHOOL DISTRICT,
COUNTY OF ORANGE, STATE OF CALIFORNIA

By:_____
Anna Bryson
Clerk of the Board of Trustees

By:_____
Joseph M. Farley, Ed.D.
Secretary to the Board of Trustees

Date: _____March 13, 2013_____

c: Superintendent, Orange County Department of Education

CAPISTRANO UNIFIED SCHOOL DISTRICT
San Juan Capistrano, California

March 13, 2013

CERTIFICATION OF THE 2012-2013 SECOND INTERIM REPORT AND ADOPTION OF RESOLUTION NO. 1213-35 - 2012-2013 REVENUE AND EXPENDITURE INCREASES/DECREASES

BACKGROUND INFORMATION

In accordance with Education Code §42130, school districts are required to submit interim financial reports to the governing board prior to submitting these reports to the State and County Office of Education. Resolution No. 1213-35 adjusts the various fund budgets to reflect the Second Interim Report.

The Board of Trustees is required to certify the interim report to indicate that they have been informed of the financial stability of the District. The Superintendent is also required to certify that an interim report review has been conducted using the state-adopted Criteria and Standards. The District's second interim reporting period is based upon activity from July 1, 2012, through January 31, 2013.

Additionally, AB 1200 mandates that school districts demonstrate multi-year fiscal solvency through their interim reporting and annual budget. District financial reporting is certified as positive, qualified, or negative for the reporting period. The certification is an evaluation of the District's ability to maintain fiscal solvency in the current and two subsequent fiscal years.

CURRENT CONSIDERATIONS

This agenda item presents a self-qualified certification of the Second Interim Financial Report for 2012-2013, indicating that the District may not meet its financial obligations for the current, and the two subsequent fiscal years. While the District is able to meet its obligations for 2012-2013, the District faces a budget shortfall for the two subsequent years. The multi-year projections for 2013-2014 and 2014-2015 are based on the Governor's proposed 2013-14 budget released in January that includes the assumption that a 1.65 percent COLA will be funded for the Revenue Limit and State Special Education income. The multi-year projections indicate that the District will need to reduce ongoing expenditures by $20 million for 2013-2014.

2012-2013 Financial Information

The Second Interim Report (Attachment 1) is supported by the General Fund Income and Expenditure Summary (Restricted and Unrestricted), Average Daily Attendance Report, Actual and Projected Monthly Cash Flow, Revenue Limit, the Criteria and Standards, Certification and Checklist, and the Multi-Year Projections. Also included are Income and Expenditure Summaries for other District funds. Resolution No. 1213-35 (Attachment 2) incorporates

revenue and expenditures increases and decreases in the current fiscal year as required by Education Code §42602.

Multi-Year Projections

Revenue – The multi-year projections incorporate the assumptions prescribed by the Orange County Department of Education and School Services of California (included in Attachment 5).

Salary Projections – Negotiations with all units have been settled for the current year. Amounts budgeted for salaries and health and welfare costs have been adjusted to reflect actual expense. For the 2013-2014 and 2014-2015 fiscal years, step and column, and appropriate health, welfare, and statutory benefit costs have been included in the projection, as well as restoration consistent with negotiated agreements.

Reserve for Economic Uncertainties and Required Budget Reductions – As shown in the multi-year projections, the Reserve for Economic Uncertainties and Unassigned Reserves are projected to be 2.71 percent in 2012-2013; 2.18 percent in 2013-2014; and 2.17 percent in 2014-2015. In order to maintain these minimum reserve levels, approximately $20 million in budget reductions must be identified for the 2013-2014 fiscal year.

Fiscal Solvency

As required, a tentative budget reduction plan will be outlined in the presentation.

FINANCIAL IMPLICATIONS

The financial implications related to this agenda item are detailed in Attachment 1, which is included with this item.

STAFF RECOMMENDATION

It is recommended the Board President recognize Clark Hampton, Deputy Superintendent, Business and Support Services, to present this item.

Following discussion, it is recommended the Board of Trustees:

1. Approve the Self-Qualified Certification of the Second Interim Financial Report for the period July 1, 2012, through January 31, 2013, and authorize its filing with the County Superintendent of Schools.

2. Approve Resolution No. 1213-35 Revenue and Expenditure Increases/Decreases for the District's various funds for 2012-2013.

Description	Resource Codes	Object Codes	Original Budget (A)	Board Approved Operating Budget (B)	Actuals To Date (C)	Projected Year Totals (D)	Difference (Col B & D) (E)	% Diff (E/B) (F)
A. REVENUES								
1) Revenue Limit Sources		8010-8099	230,563,102.00	252,387,784.00	136,878,085.99	252,358,257.00	(29,527.00)	0.0%
2) Federal Revenue		8100-8299	700,000.00	717,790.00	16,910.59	717,790.00	0.00	0.0%
3) Other State Revenue		8300-8599	31,088,756.00	32,177,070.00	14,885,410.49	33,154,893.00	977,823.00	3.0%
4) Other Local Revenue		8600-8799	3,462,464.00	4,586,326.00	4,096,337.63	5,558,372.00	972,046.00	21.2%
5) TOTAL, REVENUES			265,814,322.00	289,868,970.00	155,876,744.70	291,789,312.00		
B. EXPENDITURES								
1) Certificated Salaries		1000-1999	127,753,728.00	146,257,872.00	72,024,438.16	147,048,223.00	(790,351.00)	-0.5%
2) Classified Salaries		2000-2999	18,458,483.00	29,182,547.00	12,499,322.35	26,652,356.00	2,530,191.00	8.7%
3) Employee Benefits		3000-3999	54,324,374.00	56,150,259.00	28,105,299.19	55,207,929.00	942,330.00	1.7%
4) Books and Supplies		4000-4999	5,556,694.00	4,814,675.00	1,730,927.82	4,754,095.00	60,580.00	1.3%
5) Services and Other Operating Expenditures		5000-5999	15,505,147.00	17,613,691.12	9,863,516.90	18,796,903.12	(1,183,212.00)	-6.7%
6) Capital Outlay		6000-6999	497,732.00	497,732.00	0.00	471,994.00	25,738.00	5.2%
7) Other Outgo (excluding Transfers of Indirect Costs)		7100-7299 7400-7499	3,856,627.00	3,824,512.88	1,733,211.31	3,913,201.88	(88,689.00)	-2.3%
8) Other Outgo - Transfers of Indirect Costs		7300-7399	(4,606,682.00)	(4,493,397.00)	(155,753.93)	(4,528,005.00)	34,608.00	-0.8%
9) TOTAL, EXPENDITURES			221,346,103.00	253,847,892.00	125,800,961.80	252,316,697.00		
C. EXCESS (DEFICIENCY) OF REVENUES OVER EXPENDITURES BEFORE OTHER FINANCING SOURCES AND USES (A5 - B9)			44,468,219.00	36,021,078.00	30,075,782.90	39,472,615.00		
D. OTHER FINANCING SOURCES/USES								
1) Interfund Transfers								
a) Transfers In		8900-8929	2,761,057.00	2,761,057.00	0.00	2,711,057.00	(50,000.00)	-1.8%
b) Transfers Out		7600-7629	0.00	0.00	0.00	0.00	0.00	0.0%
2) Other Sources/Uses								
a) Sources		8930-8979	0.00	0.00	122,380.07	0.00	0.00	0.0%
b) Uses		7630-7699	0.00	0.00	0.00	0.00	0.00	0.0%
3) Contributions		8980-8999	(50,785,320.00)	(46,921,972.00)	0.00	(48,439,332.00)	(1,517,360.00)	3.2%
4) TOTAL, OTHER FINANCING SOURCES/USES			(48,024,263.00)	(44,160,915.00)	122,380.07	(45,728,275.00)		

Attachment 1

Description	Resource Codes	Object Codes	Original Budget (A)	Board Approved Operating Budget (B)	Actuals To Date (C)	Projected Year Totals (D)	Difference (Col B & D) (E)	% Diff (E/B) (F)
E. NET INCREASE (DECREASE) IN FUND BALANCE (C + D4)			(3,556,044.00)	(8,139,837.00)	30,198,162.97	(6,255,660.00)		
F. FUND BALANCE, RESERVES								
1) Beginning Fund Balance								
a) As of July 1 - Unaudited		9791	11,531,044.00	16,640,290.00		16,640,290.00	0.00	0.0%
b) Audit Adjustments		9793	0.00	0.00		0.00	0.00	0.0%
c) As of July 1 - Audited (F1a + F1b)			11,531,044.00	16,640,290.00		16,640,290.00		
d) Other Restatements		9795	0.00	0.00		0.00	0.00	0.0%
e) Adjusted Beginning Balance (F1c + F1d)			11,531,044.00	16,640,290.00		16,640,290.00		
2) Ending Balance, June 30 (E + F1e)			7,975,000.00	8,500,453.00		10,384,630.00		
Components of Ending Fund Balance								
a) Nonspendable								
Revolving Cash		9711	175,000.00	175,000.00		175,000.00		
Stores		9712	150,000.00	150,000.00		150,000.00		
Prepaid Expenditures		9713	0.00	0.00		0.00		
All Others		9719	0.00	0.00		0.00		
b) Restricted		9740	0.00	0.00		0.00		
c) Committed								
Stabilization Arrangements		9750	0.00	0.00		0.00		
Other Commitments		9760	0.00	0.00		0.00		
d) Assigned								
Other Assignments		9780	1,000,000.00	0.00		180,000.00		
e) Unassigned/Unappropriated								
Reserve for Economic Uncertainties		9789	6,650,000.00	6,650,000.00		7,296,000.00		
Unassigned/Unappropriated Amount		9790	0.00	1,525,453.00		2,583,630.00		

Description	Resource Codes	Object Codes	Original Budget (A)	Board Approved Operating Budget (B)	Actuals To Date (C)	Projected Year Totals (D)	Difference (Col B & D) (E)	% Diff (E/B) (F)
REVENUE LIMIT SOURCES								
Principal Apportionment State Aid - Current Year		8011	24,588,455.00	47,196,726.00	(1,469,334.95)	26,937,054.00	(20,259,672.00)	-42.9%
Charter Schools General Purpose Entitlement - State Aid		8015	0.00	0.00	0.00	0.00	0.00	0.0%
State Aid - Prior Years		8019	0.00	0.00	1,029,997.03	0.00	0.00	0.0%
Tax Relief Subventions Homeowners' Exemptions		8021	1,986,847.00	1,986,847.00	966,043.01	1,986,847.00	0.00	0.0%
Timber Yield Tax		8022	0.00	0.00	0.00	0.00	0.00	0.0%
Other Subventions/In-Lieu Taxes		8029	0.00	0.00	0.00	0.00	0.00	0.0%
County & District Taxes Secured Roll Taxes		8041	221,741,358.00	221,764,788.00	125,571,359.40	228,996,515.00	7,231,727.00	3.3%
Unsecured Roll Taxes		8042	8,647,349.00	9,166,135.00	7,171,582.48	8,692,937.00	(473,198.00)	-5.2%
Prior Years' Taxes		8043	5,254,904.00	5,286,467.00	5,485,633.66	5,636,724.00	350,257.00	6.6%
Supplemental Taxes		8044	1,118,516.00	1,118,516.00	1,656,608.20	2,196,470.00	1,077,954.00	96.4%
Education Revenue Augmentation Fund (ERAF)		8045	(15,988,719.00)	(15,851,037.00)	(446,439.62)	(6,419,049.00)	9,431,988.00	-59.5%
Community Redevelopment Funds (SB 617/699/1992)		8047	454,854.00	456,831.00	4,674,884.84	4,161,220.00	3,704,389.00	810.9%
Penalties and Interest from Delinquent Taxes		8048	0.00	0.00	0.00	0.00	0.00	0.0%
Miscellaneous Funds (EC 41604) Royalties and Bonuses		8081	0.00	0.00	0.00	0.00	0.00	0.0%
Other In-Lieu Taxes		8082	0.00	0.00	0.00	0.00	0.00	0.0%
Less: Non-Revenue Limit (50%) Adjustment		8089	0.00	0.00	0.00	0.00	0.00	0.0%
Subtotal, Revenue Limit Sources			247,803,564.00	271,125,273.00	144,640,334.05	272,188,718.00	1,063,445.00	0.4%
Revenue Limit Transfers								
Unrestricted Revenue Limit Transfers - Current Year	0000	8091	(5,505,360.00)	(4,992,020.00)	0.00	(4,992,020.00)	0.00	0.0%
Continuation Education ADA Transfer	2200	8091						
Community Day Schools Transfer	2430	8091						
Special Education ADA Transfer	6500	8091						
All Other Revenue Limit Transfers - Current Year	All Other	8091	0.00	0.00	0.00	0.00	0.00	0.0%
PERS Reduction Transfer		8092	443,426.00	377,663.00	295,700.18	398,112.00	20,449.00	5.4%
Transfers to Charter Schools in Lieu of Property Taxes		8096	(12,178,528.00)	(14,123,132.00)	(8,057,948.24)	(15,236,553.00)	(1,113,421.00)	7.9%
Property Taxes Transfers		8097	0.00	0.00	0.00	0.00	0.00	0.0%
Revenue Limit Transfers - Prior Years		8099	0.00	0.00	0.00	0.00	0.00	0.0%
TOTAL, REVENUE LIMIT SOURCES			230,563,102.00	252,387,784.00	136,878,085.99	252,358,257.00	(29,527.00)	0.0%
FEDERAL REVENUE								
Maintenance and Operations		8110	0.00	0.00	0.00	0.00	0.00	0.0%
Special Education Entitlement		8181	0.00	0.00	0.00	0.00		
Special Education Discretionary Grants		8182	0.00	0.00	0.00	0.00		
Child Nutrition Programs		8220	0.00	0.00	0.00	0.00		
Forest Reserve Funds		8260	0.00	0.00	0.00	0.00	0.00	0.0%
Flood Control Funds		8270	0.00	0.00	0.00	0.00	0.00	0.0%
Wildlife Reserve Funds		8280	0.00	0.00	0.00	0.00	0.00	0.0%
FEMA		8281	0.00	0.00	0.00	0.00	0.00	0.0%
Interagency Contracts Between LEAs		8285	0.00	0.00	0.00	0.00	0.00	0.0%
Pass-Through Revenues from Federal Sources		8287	0.00	0.00	0.00	0.00		

Description	Resource Codes	Object Codes	Original Budget (A)	Board Approved Operating Budget (B)	Actuals To Date (C)	Projected Year Totals (D)	Difference (Col B & D) (E)	% Diff (E/B) (F)
NCLB/IASA	3000-3009, 3011-3024, 3026-3299, 4000-4034, 4036-4139, 4202, 4204-4215, 5510	8290						
NCLB: Title I, Part A, Basic Grants Low-Income and Neglected	3010	8290						
NCLB: Title I, Part D, Local Delinquent Program	3025	8290						
NCLB: Title II, Part A, Teacher Quality	4035	8290						
NCLB: Title III, Immigration Education Program	4201	8290						
NCLB: Title III, Limited English Proficient (LEP) Student Program	4203	8290						
NCLB: Title V, Part B, Public Charter Schools Grant Program (PCSGP)	4610	8290						
Vocational and Applied Technology Education	3500-3699	8290						
Safe and Drug Free Schools	3700-3799	8290						
Other Federal Revenue	All Other	8290	700,000.00	717,790.00	16,910.59	717,790.00	0.00	0.0%
TOTAL, FEDERAL REVENUE			700,000.00	717,790.00	16,910.59	717,790.00	0.00	0.0%
OTHER STATE REVENUE								
Other State Apportionments								
Community Day School Additional Funding Current Year	2430	8311						
Prior Years	2430	8319						
ROC/P Entitlement Current Year	6355-6360	8311						
Prior Years	6355-6360	8319						
Special Education Master Plan Current Year	6500	8311						
Prior Years	6500	8319						
Home-to-School Transportation	7230	8311						
Economic Impact Aid	7090-7091	8311						
Spec. Ed. Transportation	7240	8311						
All Other State Apportionments - Current Year	All Other	8311	22,189.00	22,189.00	832.70	22,189.00	0.00	0.0%
All Other State Apportionments - Prior Years	All Other	8319	0.00	0.00	336.24	0.00	0.00	0.0%
Year Round School Incentive		8425	0.00	0.00	0.00	0.00	0.00	0.0%
Class Size Reduction, K-3		8434	6,900,000.00	6,518,840.00	1,914,921.00	6,518,840.00	0.00	0.0%
Child Nutrition Programs		8520	0.00	0.00	0.00	0.00		
Mandated Costs Reimbursements		8550	0.00	1,401,118.00	1,401,118.00	1,401,118.00	0.00	0.0%
Lottery - Unrestricted and Instructional Materials		8560	6,305,330.00	6,305,330.00	2,033,890.48	6,804,288.00	498,958.00	7.9%
Tax Relief Subventions Restricted Levies - Other								
Homeowners' Exemptions		8575	0.00	0.00	0.00	0.00		
Other Subventions/In-Lieu Taxes		8576	0.00	0.00	0.00	0.00		
Pass-Through Revenues from State Sources		8587	0.00	0.00	0.00	0.00	0.00	0.0%
School Based Coordination Program	7250	8590						
After School Education and Safety (ASES)	6010	8590						
Charter School Facility Grant	6030	8590						
Drug/Alcohol/Tobacco Funds	6650-6690	8590						
Healthy Start	6240	8590						
Class Size Reduction Facilities	6200	8590						
School Community Violence Prevention Grant	7391	8590						

Description	Resource Codes	Object Codes	Original Budget (A)	Board Approved Operating Budget (B)	Actuals To Date (C)	Projected Year Totals (D)	Difference (Col B & D) (E)	% Diff (E/B) (F)
Quality Education Investment Act	7400	8590						
All Other State Revenue	All Other	8590	17,861,237.00	17,929,593.00	9,534,312.07	18,408,458.00	478,865.00	2.7%
TOTAL, OTHER STATE REVENUE			31,088,756.00	32,177,070.00	14,885,410.49	33,154,893.00	977,823.00	3.0%
OTHER LOCAL REVENUE								
Other Local Revenue								
County and District Taxes								
Other Restricted Levies								
Secured Roll		8615	0.00	0.00	0.00	0.00		
Unsecured Roll		8616	0.00	0.00	0.00	0.00		
Prior Years' Taxes		8617	0.00	0.00	0.00	0.00		
Supplemental Taxes		8618	0.00	0.00	0.00	0.00		
Non-Ad Valorem Taxes								
Parcel Taxes		8621	0.00	0.00	0.00	0.00	0.00	0.0%
Other		8622	0.00	0.00	0.00	0.00	0.00	0.0%
Community Redevelopment Funds Not Subject to RL Deduction		8625	0.00	0.00	0.00	0.00		
Penalties and Interest from Delinquent Non-Revenue Limit Taxes		8629	0.00	0.00	0.00	0.00		
Sales								
Sale of Equipment/Supplies		8631	0.00	6,500.00	3,623.67	6,500.00	0.00	0.0%
Sale of Publications		8632	0.00	0.00	0.00	0.00	0.00	0.0%
Food Service Sales		8634	0.00	0.00	0.00	0.00	0.00	0.0%
All Other Sales		8639	0.00	0.00	0.00	0.00	0.00	0.0%
Leases and Rentals		8650	359,500.00	995,623.00	734,830.15	1,070,623.00	75,000.00	7.5%
Interest		8660	312,500.00	312,500.00	144,208.35	372,500.00	60,000.00	19.2%
Net Increase (Decrease) in the Fair Value of Investments		8662	0.00	0.00	0.00	0.00	0.00	0.0%
Fees and Contracts								
Adult Education Fees		8671	0.00	0.00	0.00	0.00	0.00	0.0%
Non-Resident Students		8672	0.00	0.00	0.00	0.00	0.00	0.0%
Transportation Fees From Individuals		8675	0.00	0.00	0.00	0.00		
Transportation Services	7230, 7240	8677						
Interagency Services	All Other	8677	0.00	0.00	0.00	0.00	0.00	0.0%
Mitigation/Developer Fees		8681	0.00	0.00	0.00	0.00	0.00	0.0%
All Other Fees and Contracts		8689	0.00	0.00	0.00	0.00	0.00	0.0%
Other Local Revenue								
Plus: Misc Funds Non-Revenue Limit (50%) Adjustment		8691	0.00	0.00	0.00	0.00	0.00	0.0%
Pass-Through Revenues From Local Sources		8697	0.00	0.00	0.00	0.00		
All Other Local Revenue		8699	2,540,464.00	2,991,703.00	3,202,506.46	3,833,749.00	842,046.00	28.1%
Tuition		8710	250,000.00	250,000.00	(1.00)	250,000.00	0.00	0.0%
All Other Transfers In		8781-8783	0.00	30,000.00	11,170.00	25,000.00	(5,000.00)	-16.7%
Transfers Of Apportionments								
Special Education SELPA Transfers								
From Districts or Charter Schools	6500	8791						
From County Offices	6500	8792						
From JPAs	6500	8793						
ROC/P Transfers								
From Districts or Charter Schools	6360	8791						
From County Offices	6360	8792						
From JPAs	6360	8793						
Other Transfers of Apportionments								
From Districts or Charter Schools	All Other	8791	0.00	0.00	0.00	0.00	0.00	0.0%
From County Offices	All Other	8792	0.00	0.00	0.00	0.00	0.00	0.0%

Description	Resource Codes	Object Codes	Original Budget (A)	Board Approved Operating Budget (B)	Actuals To Date (C)	Projected Year Totals (D)	Difference (Col B & D) (E)	% Diff (E/B) (F)
From JPAs	All Other	8793	0.00	0.00	0.00	0.00	0.00	0.0%
All Other Transfers In from All Others		8799	0.00	0.00	0.00	0.00	0.00	0.0%
TOTAL, OTHER LOCAL REVENUE			3,462,464.00	4,586,326.00	4,096,337.63	5,558,372.00	972,046.00	21.2%
TOTAL, REVENUES			265,814,322.00	289,868,970.00	155,876,744.70	291,789,312.00	1,920,342.00	0.7%

Description	Resource Codes	Object Codes	Original Budget (A)	Board Approved Operating Budget (B)	Actuals To Date (C)	Projected Year Totals (D)	Difference (Col B & D) (E)	% Diff (E/B) (F)
CERTIFICATED SALARIES								
Certificated Teachers' Salaries		1100	114,045,823.00	131,201,979.00	63,728,705.29	131,764,437.00	(562,458.00)	-0.4%
Certificated Pupil Support Salaries		1200	2,029,003.00	3,030,866.00	1,556,643.10	3,028,186.00	2,680.00	0.1%
Certificated Supervisors' and Administrators' Salaries		1300	11,288,276.00	11,577,656.00	6,486,727.49	11,765,189.00	(187,533.00)	-1.6%
Other Certificated Salaries		1900	390,626.00	447,371.00	252,362.28	490,411.00	(43,040.00)	-9.6%
TOTAL, CERTIFICATED SALARIES			127,753,728.00	146,257,872.00	72,024,438.16	147,048,223.00	(790,351.00)	-0.5%
CLASSIFIED SALARIES								
Classified Instructional Salaries		2100	250,730.00	2,140,101.00	827,566.70	1,113,356.00	1,026,745.00	48.0%
Classified Support Salaries		2200	7,892,066.00	11,932,750.00	5,122,632.27	11,017,673.00	915,077.00	7.7%
Classified Supervisors' and Administrators' Salaries		2300	1,063,208.00	1,363,645.00	779,045.74	1,346,262.00	17,383.00	1.3%
Clerical, Technical and Office Salaries		2400	7,160,317.00	11,547,951.00	5,031,895.51	11,145,364.00	402,587.00	3.5%
Other Classified Salaries		2900	2,092,162.00	2,198,100.00	738,182.13	2,029,701.00	168,399.00	7.7%
TOTAL, CLASSIFIED SALARIES			18,458,483.00	29,182,547.00	12,499,322.35	26,652,356.00	2,530,191.00	8.7%
EMPLOYEE BENEFITS								
STRS		3101-3102	10,882,063.00	12,043,993.00	5,955,205.44	12,055,602.00	(11,609.00)	-0.1%
PERS		3201-3202	2,391,713.00	2,538,494.00	1,239,479.69	2,689,947.00	(151,453.00)	-6.0%
OASDI/Medicare/Alternative		3301-3302	3,825,660.00	4,212,179.00	1,840,774.38	3,978,128.00	234,051.00	5.6%
Health and Welfare Benefits		3401-3402	28,739,154.00	28,105,543.00	13,250,336.97	27,797,327.00	308,216.00	1.1%
Unemployment Insurance		3501-3502	1,270,852.00	1,928,278.00	914,629.64	1,896,661.00	31,617.00	1.6%
Workers' Compensation		3601-3602	3,260,167.00	3,506,584.00	1,691,576.08	2,949,135.00	557,449.00	15.9%
OPEB, Allocated		3701-3702	506,069.00	459,345.00	228,348.22	463,753.00	(4,408.00)	-1.0%
OPEB, Active Employees		3751-3752	810,579.00	733,519.00	363,172.58	740,736.00	(7,217.00)	-1.0%
PERS Reduction		3801-3802	152,541.00	109,373.00	174,334.35	120,339.00	(10,966.00)	-10.0%
Other Employee Benefits		3901-3902	2,485,576.00	2,512,951.00	2,447,441.84	2,516,301.00	(3,350.00)	-0.1%
TOTAL, EMPLOYEE BENEFITS			54,324,374.00	56,150,259.00	28,105,299.19	55,207,929.00	942,330.00	1.7%
BOOKS AND SUPPLIES								
Approved Textbooks and Core Curricula Materials		4100	70,000.00	584,041.00	96,531.74	184,041.00	400,000.00	68.5%
Books and Other Reference Materials		4200	0.00	11,011.00	9,215.03	14,741.00	(3,730.00)	-33.9%
Materials and Supplies		4300	5,051,494.00	3,579,417.00	1,164,172.44	3,834,544.00	(255,127.00)	-7.1%
Noncapitalized Equipment		4400	435,200.00	640,206.00	461,008.61	720,769.00	(80,563.00)	-12.6%
Food		4700	0.00	0.00	0.00	0.00	0.00	0.0%
TOTAL, BOOKS AND SUPPLIES			5,556,694.00	4,814,675.00	1,730,927.82	4,754,095.00	60,580.00	1.3%
SERVICES AND OTHER OPERATING EXPENDITURES								
Subagreements for Services		5100	10,000.00	10,000.00	1,650.00	10,000.00	0.00	0.0%
Travel and Conferences		5200	250,746.00	255,645.00	135,220.05	270,153.00	(14,508.00)	-5.7%
Dues and Memberships		5300	10,860.00	12,960.00	10,526.00	13,010.00	(50.00)	-0.4%
Insurance		5400-5450	2,200,000.00	2,200,000.00	2,200,000.00	2,300,000.00	(100,000.00)	-4.5%
Operations and Housekeeping Services		5500	9,425,000.00	9,425,000.00	4,241,733.90	9,425,000.00	0.00	0.0%
Rentals, Leases, Repairs, and Noncapitalized Improvements		5600	1,742,293.00	1,747,418.12	1,251,705.10	2,445,873.12	(698,455.00)	-40.0%
Transfers of Direct Costs		5710	(15,255.00)	(16,095.00)	(11,534.39)	(30,535.00)	14,440.00	-89.7%
Transfers of Direct Costs - Interfund		5750	(563,705.00)	(561,705.00)	(14,539.55)	(562,005.00)	300.00	-0.1%
Professional/Consulting Services and Operating Expenditures		5800	1,660,208.00	3,751,968.00	1,542,834.21	4,134,182.00	(382,214.00)	-10.2%
Communications		5900	785,000.00	788,500.00	505,921.58	791,225.00	(2,725.00)	-0.3%
TOTAL, SERVICES AND OTHER OPERATING EXPENDITURES			15,505,147.00	17,613,691.12	9,863,516.90	18,796,903.12	(1,183,212.00)	-6.7%

Description	Resource Codes	Object Codes	Original Budget (A)	Board Approved Operating Budget (B)	Actuals To Date (C)	Projected Year Totals (D)	Difference (Col B & D) (E)	% Diff (E/B) (F)
CAPITAL OUTLAY								
Land		6100	0.00	0.00	0.00	0.00	0.00	0.0%
Land Improvements		6170	0.00	0.00	0.00	0.00	0.00	0.0%
Buildings and Improvements of Buildings		6200	0.00	0.00	0.00	0.00	0.00	0.0%
Books and Media for New School Libraries or Major Expansion of School Libraries		6300	0.00	0.00	0.00	0.00	0.00	0.0%
Equipment		6400	497,732.00	497,732.00	0.00	471,994.00	25,738.00	5.2%
Equipment Replacement		6500	0.00	0.00	0.00	0.00	0.00	0.0%
TOTAL, CAPITAL OUTLAY			497,732.00	497,732.00	0.00	471,994.00	25,738.00	5.2%
OTHER OUTGO (excluding Transfers of Indirect Costs)								
Tuition								
Tuition for Instruction Under Interdistrict Attendance Agreements		7110	0.00	0.00	0.00	0.00	0.00	0.0%
State Special Schools		7130	0.00	0.00	15,359.00	0.00	0.00	0.0%
Tuition, Excess Costs, and/or Deficit Payments								
Payments to Districts or Charter Schools		7141	0.00	0.00	0.00	0.00	0.00	0.0%
Payments to County Offices		7142	0.00	0.00	0.00	0.00	0.00	0.0%
Payments to JPAs		7143	0.00	0.00	0.00	0.00	0.00	0.0%
Transfers of Pass-Through Revenues								
To Districts or Charter Schools		7211	0.00	0.00	0.00	0.00	0.00	0.0%
To County Offices		7212	0.00	0.00	0.00	0.00	0.00	0.0%
To JPAs		7213	0.00	0.00	0.00	0.00	0.00	0.0%
Special Education SELPA Transfers of Apportionments								
To Districts or Charter Schools	6500	7221						
To County Offices	6500	7222						
To JPAs	6500	7223						
ROC/P Transfers of Apportionments								
To Districts or Charter Schools	6360	7221						
To County Offices	6360	7222						
To JPAs	6360	7223						
Other Transfers of Apportionments	All Other	7221-7223	0.00	0.00	0.00	0.00	0.00	0.0%
All Other Transfers		7281-7283	2,472,291.00	2,472,291.00	1,295,241.85	2,479,938.00	(7,647.00)	-0.3%
All Other Transfers Out to All Others		7299	0.00	0.00	0.00	0.00	0.00	0.0%
Debt Service								
Debt Service - Interest		7438	210,658.00	209,420.71	98,554.83	249,804.71	(40,384.00)	-19.3%
Other Debt Service - Principal		7439	1,173,678.00	1,142,801.17	324,055.63	1,183,459.17	(40,658.00)	-3.6%
TOTAL, OTHER OUTGO (excluding Transfers of Indirect Costs)			3,856,627.00	3,824,512.88	1,733,211.31	3,913,201.88	(88,689.00)	-2.3%
OTHER OUTGO - TRANSFERS OF INDIRECT COSTS								
Transfers of Indirect Costs		7310	(3,956,559.00)	(3,843,274.00)	0.00	(3,877,882.00)	34,608.00	-0.9%
Transfers of Indirect Costs - Interfund		7350	(650,123.00)	(650,123.00)	(155,753.93)	(650,123.00)	0.00	0.0%
TOTAL, OTHER OUTGO - TRANSFERS OF INDIRECT COSTS			(4,606,682.00)	(4,493,397.00)	(155,753.93)	(4,528,005.00)	34,608.00	-0.8%
TOTAL, EXPENDITURES			221,346,103.00	253,847,892.00	125,800,961.80	252,316,697.00	1,531,195.00	0.6%

Description	Resource Codes	Object Codes	Original Budget (A)	Board Approved Operating Budget (B)	Actuals To Date (C)	Projected Year Totals (D)	Difference (Col B & D) (E)	% Diff (E/B) (F)
INTERFUND TRANSFERS								
INTERFUND TRANSFERS IN								
From: Special Reserve Fund		8912	650,000.00	650,000.00	0.00	600,000.00	(50,000.00)	-7.7%
From: Bond Interest and Redemption Fund		8914	0.00	0.00	0.00	0.00	0.00	0.0%
Other Authorized Interfund Transfers In		8919	2,111,057.00	2,111,057.00	0.00	2,111,057.00	0.00	0.0%
(a) TOTAL, INTERFUND TRANSFERS IN			2,761,057.00	2,761,057.00	0.00	2,711,057.00	(50,000.00)	-1.8%
INTERFUND TRANSFERS OUT								
To: Child Development Fund		7611	0.00	0.00	0.00	0.00	0.00	0.0%
To: Special Reserve Fund		7612	0.00	0.00	0.00	0.00	0.00	0.0%
To: State School Building Fund/ County School Facilities Fund		7613	0.00	0.00	0.00	0.00	0.00	0.0%
To: Deferred Maintenance Fund		7615	0.00	0.00	0.00	0.00	0.00	0.0%
To: Cafeteria Fund		7616	0.00	0.00	0.00	0.00	0.00	0.0%
Other Authorized Interfund Transfers Out		7619	0.00	0.00	0.00	0.00	0.00	0.0%
(b) TOTAL, INTERFUND TRANSFERS OUT			0.00	0.00	0.00	0.00	0.00	0.0%
OTHER SOURCES/USES								
SOURCES								
State Apportionments								
Emergency Apportionments		8931	0.00	0.00	0.00	0.00	0.00	0.0%
Proceeds								
Proceeds from Sale/Lease-Purchase of Land/Buildings		8953	0.00	0.00	0.00	0.00	0.00	0.0%
Other Sources								
Transfers from Funds of Lapsed/Reorganized LEAs		8965	0.00	0.00	0.00	0.00	0.00	0.0%
Long-Term Debt Proceeds								
Proceeds from Certificates of Participation		8971	0.00	0.00	0.00	0.00	0.00	0.0%
Proceeds from Capital Leases		8972	0.00	0.00	0.00	0.00	0.00	0.0%
Proceeds from Lease Revenue Bonds		8973	0.00	0.00	0.00	0.00	0.00	0.0%
All Other Financing Sources		8979	0.00	0.00	122,380.07	0.00	0.00	0.0%
(c) TOTAL, SOURCES			0.00	0.00	122,380.07	0.00	0.00	0.0%
USES								
Transfers of Funds from Lapsed/Reorganized LEAs		7651	0.00	0.00	0.00	0.00	0.00	0.0%
All Other Financing Uses		7699	0.00	0.00	0.00	0.00	0.00	0.0%
(d) TOTAL, USES			0.00	0.00	0.00	0.00	0.00	0.0%
CONTRIBUTIONS								
Contributions from Unrestricted Revenues		8980	(50,785,320.00)	(46,921,972.00)	0.00	(48,439,332.00)	(1,517,360.00)	3.2%
Contributions from Restricted Revenues		8990	0.00	0.00	0.00	0.00	0.00	0.0%
Transfers of Restricted Balances		8997	0.00	0.00	0.00	0.00	0.00	0.0%
(e) TOTAL, CONTRIBUTIONS			(50,785,320.00)	(46,921,972.00)	0.00	(48,439,332.00)	(1,517,360.00)	3.2%
TOTAL, OTHER FINANCING SOURCES/USES (a - b + c - d + e)			(48,024,263.00)	(44,160,915.00)	122,380.07	(45,728,275.00)	(1,567,360.00)	3.5%

Description	Resource Codes	Object Codes	Original Budget (A)	Board Approved Operating Budget (B)	Actuals To Date (C)	Projected Year Totals (D)	Difference (Col B & D) (E)	% Diff (E/B) (F)
A. REVENUES								
1) Revenue Limit Sources		8010-8099	5,505,360.00	4,992,020.00	0.00	4,992,020.00	0.00	0.0%
2) Federal Revenue		8100-8299	16,288,029.00	17,844,638.00	4,885,399.00	18,305,438.00	460,800.00	2.6%
3) Other State Revenue		8300-8599	35,194,096.00	36,058,999.00	19,106,826.52	36,996,434.00	937,435.00	2.6%
4) Other Local Revenue		8600-8799	729,825.00	794,572.00	661,524.14	800,449.00	5,877.00	0.7%
5) TOTAL, REVENUES			57,717,310.00	59,690,229.00	24,653,749.66	61,094,341.00		
B. EXPENDITURES								
1) Certificated Salaries		1000-1999	31,240,244.00	30,859,886.00	15,619,112.16	31,201,908.00	(342,022.00)	-1.1%
2) Classified Salaries		2000-2999	28,274,926.00	25,735,289.77	11,551,174.57	26,828,262.77	(1,092,973.00)	-4.2%
3) Employee Benefits		3000-3999	20,378,838.00	19,744,823.10	9,094,238.59	19,901,195.16	(156,372.06)	-0.8%
4) Books and Supplies		4000-4999	6,320,313.00	7,968,099.13	2,431,285.42	8,327,310.07	(359,210.94)	-4.5%
5) Services and Other Operating Expenditures		5000-5999	13,415,220.00	14,512,837.00	3,665,092.19	15,164,871.00	(652,034.00)	-4.5%
6) Capital Outlay		6000-6999	60,000.00	60,000.00	0.00	85,000.00	(25,000.00)	-41.7%
7) Other Outgo (excluding Transfers of Indirect Costs)		7100-7299 7400-7499	6,231,286.00	6,231,286.00	2,386,860.40	6,490,538.00	(259,252.00)	-4.2%
8) Other Outgo - Transfers of Indirect Costs		7300-7399	3,956,559.00	3,843,274.00	0.00	3,877,882.00	(34,608.00)	-0.9%
9) TOTAL, EXPENDITURES			109,877,386.00	108,955,495.00	44,747,763.33	111,876,967.00		
C. EXCESS (DEFICIENCY) OF REVENUES OVER EXPENDITURES BEFORE OTHER FINANCING SOURCES AND USES (A5 - B9)			(52,160,076.00)	(49,265,266.00)	(20,094,013.67)	(50,782,626.00)		
D. OTHER FINANCING SOURCES/USES								
1) Interfund Transfers								
a) Transfers In		8900-8929	0.00	0.00	0.00	0.00	0.00	0.0%
b) Transfers Out		7600-7629	0.00	0.00	0.00	0.00	0.00	0.0%
2) Other Sources/Uses								
a) Sources		8930-8979	0.00	0.00	0.00	0.00	0.00	0.0%
b) Uses		7630-7699	0.00	0.00	0.00	0.00	0.00	0.0%
3) Contributions		8980-8999	50,785,320.00	46,921,972.00	0.00	48,439,332.00	1,517,360.00	3.2%
4) TOTAL, OTHER FINANCING SOURCES/USES			50,785,320.00	46,921,972.00	0.00	48,439,332.00		

Description	Resource Codes	Object Codes	Original Budget (A)	Board Approved Operating Budget (B)	Actuals To Date (C)	Projected Year Totals (D)	Difference (Col B & D) (E)	% Diff (E/B) (F)
E. NET INCREASE (DECREASE) IN FUND BALANCE (C + D4)			(1,374,756.00)	(2,343,294.00)	(20,094,013.67)	(2,343,294.00)		
F. FUND BALANCE, RESERVES								
1) Beginning Fund Balance								
a) As of July 1 - Unaudited		9791	1,374,756.00	2,708,419.00		2,708,419.00	0.00	0.0%
b) Audit Adjustments		9793	0.00	0.00		0.00	0.00	0.0%
c) As of July 1 - Audited (F1a + F1b)			1,374,756.00	2,708,419.00		2,708,419.00		
d) Other Restatements		9795	0.00	0.00		0.00	0.00	0.0%
e) Adjusted Beginning Balance (F1c + F1d)			1,374,756.00	2,708,419.00		2,708,419.00		
2) Ending Balance, June 30 (E + F1e)			0.00	365,125.00		365,125.00		
Components of Ending Fund Balance								
a) Nonspendable								
Revolving Cash		9711	0.00	0.00		0.00		
Stores		9712	0.00	0.00		0.00		
Prepaid Expenditures		9713	0.00	0.00		0.00		
All Others		9719	0.00	0.00		0.00		
b) Restricted		9740	0.00	365,125.00		365,125.00		
c) Committed								
Stabilization Arrangements		9750	0.00	0.00		0.00		
Other Commitments		9760	0.00	0.00		0.00		
d) Assigned								
Other Assignments		9780	0.00	0.00		0.00		
e) Unassigned/Unappropriated								
Reserve for Economic Uncertainties		9789	0.00	0.00		0.00		
Unassigned/Unappropriated Amount		9790	0.00	0.00		0.00		

Description	Resource Codes	Object Codes	Original Budget (A)	Board Approved Operating Budget (B)	Actuals To Date (C)	Projected Year Totals (D)	Difference (Col B & D) (E)	% Diff (E/B) (F)
REVENUE LIMIT SOURCES								
Principal Apportionment								
State Aid - Current Year		8011	0.00	0.00	0.00	0.00		
Charter Schools General Purpose Entitlement - State Aid		8015	0.00	0.00	0.00	0.00		
State Aid - Prior Years		8019	0.00	0.00	0.00	0.00		
Tax Relief Subventions								
Homeowners' Exemptions		8021	0.00	0.00	0.00	0.00		
Timber Yield Tax		8022	0.00	0.00	0.00	0.00		
Other Subventions/In-Lieu Taxes		8029	0.00	0.00	0.00	0.00		
County & District Taxes								
Secured Roll Taxes		8041	0.00	0.00	0.00	0.00		
Unsecured Roll Taxes		8042	0.00	0.00	0.00	0.00		
Prior Years' Taxes		8043	0.00	0.00	0.00	0.00		
Supplemental Taxes		8044	0.00	0.00	0.00	0.00		
Education Revenue Augmentation Fund (ERAF)		8045	0.00	0.00	0.00	0.00		
Community Redevelopment Funds (SB 617/699/1992)		8047	0.00	0.00	0.00	0.00		
Penalties and Interest from Delinquent Taxes		8048	0.00	0.00	0.00	0.00		
Miscellaneous Funds (EC 41604)								
Royalties and Bonuses		8081	0.00	0.00	0.00	0.00		
Other In-Lieu Taxes		8082	0.00	0.00	0.00	0.00		
Less: Non-Revenue Limit (50%) Adjustment		8089	0.00	0.00	0.00	0.00		
Subtotal, Revenue Limit Sources			0.00	0.00	0.00	0.00		
Revenue Limit Transfers								
Unrestricted Revenue Limit Transfers - Current Year	0000	8091						
Continuation Education ADA Transfer	2200	8091	0.00	0.00	0.00	0.00	0.00	0.0%
Community Day Schools Transfer	2430	8091	0.00	0.00	0.00	0.00	0.00	0.0%
Special Education ADA Transfer	6500	8091	5,505,360.00	4,992,020.00	0.00	4,992,020.00	0.00	0.0%
All Other Revenue Limit Transfers - Current Year	All Other	8091	0.00	0.00	0.00	0.00	0.00	0.0%
PERS Reduction Transfer		8092	0.00	0.00	0.00	0.00		
Transfers to Charter Schools in Lieu of Property Taxes		8096	0.00	0.00	0.00	0.00		
Property Taxes Transfers		8097	0.00	0.00	0.00	0.00	0.00	0.0%
Revenue Limit Transfers - Prior Years		8099	0.00	0.00	0.00	0.00	0.00	0.0%
TOTAL, REVENUE LIMIT SOURCES			5,505,360.00	4,992,020.00	0.00	4,992,020.00	0.00	0.0%
FEDERAL REVENUE								
Maintenance and Operations		8110	0.00	0.00	0.00	0.00	0.00	0.0%
Special Education Entitlement		8181	7,948,440.00	7,859,241.00	1,964,810.00	7,859,241.00	0.00	0.0%
Special Education Discretionary Grants		8182	1,833,664.00	1,562,983.00	324,196.00	1,697,179.00	134,196.00	8.6%
Child Nutrition Programs		8220	0.00	0.00	0.00	0.00	0.00	0.0%
Forest Reserve Funds		8260	0.00	0.00	0.00	0.00		
Flood Control Funds		8270	0.00	0.00	0.00	0.00		
Wildlife Reserve Funds		8280	0.00	0.00	0.00	0.00		
FEMA		8281	0.00	0.00	3,630.38	3,631.00	3,631.00	New
Interagency Contracts Between LEAs		8285	0.00	0.00	0.00	0.00	0.00	0.0%
Pass-Through Revenues from Federal Sources		8287	0.00	0.00	0.00	0.00	0.00	0.0%

Description	Resource Codes	Object Codes	Original Budget (A)	Board Approved Operating Budget (B)	Actuals To Date (C)	Projected Year Totals (D)	Difference (Col B & D) (E)	% Diff (E/B) (F)
NCLB/IASA	3000-3009, 3011-3024, 3026-3299, 4000-4034, 4036-4139, 4202, 4204-4215, 5510	8290	0.00	0.00	134,692.79	350,000.00	350,000.00	New
NCLB: Title I, Part A, Basic Grants Low-Income and Neglected	3010	8290	3,386,054.00	5,266,928.00	1,328,086.73	5,266,928.00	0.00	0.0%
NCLB: Title I, Part D, Local Delinquent Program	3025	8290	0.00	0.00	0.00	0.00	0.00	0.0%
NCLB: Title II, Part A, Teacher Quality	4035	8290	882,623.00	981,679.00	556,579.99	1,012,120.00	30,441.00	3.1%
NCLB: Title III, Immigration Education Program	4201	8290	0.00	0.00	0.00	0.00	0.00	0.0%
NCLB: Title III, Limited English Proficient (LEP) Student Program	4203	8290	625,552.00	625,552.00	177,832.42	568,084.00	(57,468.00)	-9.2%
NCLB: Title V, Part B, Public Charter Schools Grant Program (PCSGP)	4610	8290	0.00	0.00	0.00	0.00	0.00	0.0%
Vocational and Applied Technology Education	3500-3699	8290	246,686.00	246,686.00	0.00	246,686.00	0.00	0.0%
Safe and Drug Free Schools	3700-3799	8290	0.00	0.00	0.00	0.00	0.00	0.0%
Other Federal Revenue	All Other	8290	1,365,010.00	1,301,569.00	395,570.69	1,301,569.00	0.00	0.0%
TOTAL, FEDERAL REVENUE			16,288,029.00	17,844,638.00	4,885,399.00	18,305,438.00	460,800.00	2.6%
OTHER STATE REVENUE								
Other State Apportionments								
Community Day School Additional Funding Current Year	2430	8311	0.00	0.00	0.00	0.00	0.00	0.0%
Prior Years	2430	8319	0.00	0.00	0.00	0.00	0.00	0.0%
ROC/P Entitlement Current Year	6355-6360	8311	0.00	0.00	453.75	0.00	0.00	0.0%
Prior Years	6355-6360	8319	0.00	0.00	0.00	0.00	0.00	0.0%
Special Education Master Plan Current Year	6500	8311	24,309,874.00	24,349,193.00	13,820,859.80	24,433,092.00	83,899.00	0.3%
Prior Years	6500	8319	0.00	0.00	0.00	0.00	0.00	0.0%
Home-to-School Transportation	7230	8311	700,285.00	686,256.00	377,440.62	686,256.00	0.00	0.0%
Economic Impact Aid	7090-7091	8311	3,184,593.00	3,184,593.00	1,273,662.00	3,475,540.00	290,947.00	9.1%
Spec. Ed. Transportation	7240	8311	1,808,227.00	1,772,067.00	974,636.38	1,772,067.00	0.00	0.0%
All Other State Apportionments - Current Year	All Other	8311	202,956.00	202,956.00	112,052.05	202,956.00	0.00	0.0%
All Other State Apportionments - Prior Years	All Other	8319	0.00	0.00	0.00	0.00	0.00	0.0%
Year Round School Incentive		8425	0.00	0.00	0.00	0.00	0.00	0.0%
Class Size Reduction, K-3		8434	0.00	0.00	0.00	0.00		
Child Nutrition Programs		8520	0.00	0.00	0.00	0.00	0.00	0.0%
Mandated Costs Reimbursements		8550	0.00	0.00	0.00	0.00	0.00	0.0%
Lottery - Unrestricted and Instructional Materi		8560	1,269,082.00	1,269,082.00	303,854.28	1,884,885.00	615,803.00	48.5%
Tax Relief Subventions Restricted Levies - Other								
Homeowners' Exemptions		8575	0.00	0.00	0.00	0.00	0.00	0.0%
Other Subventions/In-Lieu Taxes		8576	0.00	0.00	0.00	0.00	0.00	0.0%
Pass-Through Revenues from State Sources		8587	0.00	0.00	0.00	0.00	0.00	0.0%
School Based Coordination Program	7250	8590	0.00	0.00	0.00	0.00	0.00	0.0%
After School Education and Safety (ASES)	6010	8590	562,500.00	562,500.00	365,625.00	562,500.00	0.00	0.0%
Charter School Facility Grant	6030	8590	0.00	0.00	0.00	0.00	0.00	0.0%
Drug/Alcohol/Tobacco Funds	6650-6690	8590	0.00	0.00	0.00	0.00	0.00	0.0%
Healthy Start	6240	8590	0.00	0.00	0.00	0.00	0.00	0.0%
Class Size Reduction Facilities	6200	8590	0.00	0.00	0.00	0.00	0.00	0.0%
School Community Violence Prevention Grant	7391	8590	0.00	0.00	0.00	0.00	0.00	0.0%

Description	Resource Codes	Object Codes	Original Budget (A)	Board Approved Operating Budget (B)	Actuals To Date (C)	Projected Year Totals (D)	Difference (Col B & D) (E)	% Diff (E/B) (F)
Quality Education Investment Act	7400	8590	413,100.00	413,100.00	321,040.00	413,100.00	0.00	0.0%
All Other State Revenue	All Other	8590	2,743,479.00	3,619,252.00	1,557,202.64	3,566,038.00	(53,214.00)	-1.5%
TOTAL, OTHER STATE REVENUE			35,194,096.00	36,058,999.00	19,106,826.52	36,996,434.00	937,435.00	2.6%
OTHER LOCAL REVENUE								
Other Local Revenue								
County and District Taxes								
Other Restricted Levies								
Secured Roll		8615	0.00	0.00	0.00	0.00	0.00	0.0%
Unsecured Roll		8616	0.00	0.00	0.00	0.00	0.00	0.0%
Prior Years' Taxes		8617	0.00	0.00	0.00	0.00	0.00	0.0%
Supplemental Taxes		8618	0.00	0.00	0.00	0.00	0.00	0.0%
Non-Ad Valorem Taxes								
Parcel Taxes		8621	0.00	0.00	0.00	0.00	0.00	0.0%
Other		8622	0.00	0.00	0.00	0.00	0.00	0.0%
Community Redevelopment Funds Not Subject to RL Deduction		8625	0.00	0.00	0.00	0.00	0.00	0.0%
Penalties and Interest from Delinquent Non-Revenue Limit Taxes		8629	0.00	0.00	0.00	0.00	0.00	0.0%
Sales								
Sale of Equipment/Supplies		8631	0.00	0.00	0.00	0.00	0.00	0.0%
Sale of Publications		8632	0.00	0.00	0.00	0.00	0.00	0.0%
Food Service Sales		8634	0.00	0.00	0.00	0.00	0.00	0.0%
All Other Sales		8639	0.00	0.00	0.00	0.00	0.00	0.0%
Leases and Rentals		8650	0.00	0.00	0.00	0.00	0.00	0.0%
Interest		8660	0.00	0.00	0.00	0.00	0.00	0.0%
Net Increase (Decrease) in the Fair Value of Investments		8662	0.00	0.00	0.00	0.00	0.00	0.0%
Fees and Contracts								
Adult Education Fees		8671	0.00	0.00	0.00	0.00		
Non-Resident Students		8672	0.00	0.00	0.00	0.00		
Transportation Fees From Individuals		8675	478,500.00	478,500.00	429,817.52	478,500.00	0.00	0.0%
Transportation Services	7230, 7240	8677	0.00	0.00	0.00	0.00	0.00	0.0%
Interagency Services	All Other	8677	0.00	0.00	0.00	0.00	0.00	0.0%
Mitigation/Developer Fees		8681	0.00	0.00	0.00	0.00	0.00	0.0%
All Other Fees and Contracts		8689	0.00	0.00	0.00	0.00	0.00	0.0%
Other Local Revenue								
Plus: Misc Funds Non-Revenue Limit (50%)		8691	0.00	0.00	0.00	0.00		
Pass-Through Revenues From Local Sources		8697	0.00	0.00	0.00	0.00	0.00	0.0%
All Other Local Revenue		8699	191,325.00	256,072.00	231,706.62	261,949.00	5,877.00	2.3%
Tuition		8710	0.00	0.00	0.00	0.00	0.00	0.0%
All Other Transfers In		8781-8783	0.00	0.00	0.00	0.00	0.00	0.0%
Transfers Of Apportionments								
Special Education SELPA Transfers								
From Districts or Charter Schools	6500	8791	0.00	0.00	0.00	0.00	0.00	0.0%
From County Offices	6500	8792	0.00	0.00	0.00	0.00	0.00	0.0%
From JPAs	6500	8793	60,000.00	60,000.00	0.00	60,000.00	0.00	0.0%
ROC/P Transfers								
From Districts or Charter Schools	6360	8791	0.00	0.00	0.00	0.00	0.00	0.0%
From County Offices	6360	8792	0.00	0.00	0.00	0.00	0.00	0.0%
From JPAs	6360	8793	0.00	0.00	0.00	0.00	0.00	0.0%
Other Transfers of Apportionments								
From Districts or Charter Schools	All Other	8791	0.00	0.00	0.00	0.00	0.00	0.0%
From County Offices	All Other	8792	0.00	0.00	0.00	0.00	0.00	0.0%

Description	Resource Codes	Object Codes	Original Budget (A)	Board Approved Operating Budget (B)	Actuals To Date (C)	Projected Year Totals (D)	Difference (Col B & D) (E)	% Diff (E/B) (F)
From JPAs	All Other	8793	0.00	0.00	0.00	0.00	0.00	0.0%
All Other Transfers In from All Others		8799	0.00	0.00	0.00	0.00	0.00	0.0%
TOTAL, OTHER LOCAL REVENUE			729,825.00	794,572.00	661,524.14	800,449.00	5,877.00	0.7%
TOTAL, REVENUES			57,717,310.00	59,690,229.00	24,653,749.66	61,094,341.00	1,404,112.00	2.4%

Description	Resource Codes	Object Codes	Original Budget (A)	Board Approved Operating Budget (B)	Actuals To Date (C)	Projected Year Totals (D)	Difference (Col B & D) (E)	% Diff (E/B) (F)
CERTIFICATED SALARIES								
Certificated Teachers' Salaries		1100	22,833,485.00	22,750,591.00	11,516,288.73	23,127,071.00	(376,480.00)	-1.7%
Certificated Pupil Support Salaries		1200	4,381,305.00	3,951,200.00	1,990,462.35	3,921,119.00	30,081.00	0.8%
Certificated Supervisors' and Administrators' Salaries		1300	1,753,024.00	1,920,155.00	1,043,154.94	1,899,727.00	20,428.00	1.1%
Other Certificated Salaries		1900	2,272,430.00	2,237,940.00	1,069,206.14	2,253,991.00	(16,051.00)	-0.7%
TOTAL, CERTIFICATED SALARIES			31,240,244.00	30,859,886.00	15,619,112.16	31,201,908.00	(342,022.00)	-1.1%
CLASSIFIED SALARIES								
Classified Instructional Salaries		2100	12,429,048.00	10,799,968.00	4,663,712.46	11,426,703.00	(626,735.00)	-5.8%
Classified Support Salaries		2200	12,034,998.00	11,324,101.00	5,212,000.77	11,759,318.00	(435,217.00)	-3.8%
Classified Supervisors' and Administrators' Salaries		2300	1,015,682.00	999,712.00	489,715.75	1,002,571.00	(2,859.00)	-0.3%
Clerical, Technical and Office Salaries		2400	1,427,290.00	1,286,868.77	634,701.56	1,309,497.77	(22,629.00)	-1.8%
Other Classified Salaries		2900	1,367,908.00	1,324,640.00	551,044.03	1,330,173.00	(5,533.00)	-0.4%
TOTAL, CLASSIFIED SALARIES			28,274,926.00	25,735,289.77	11,551,174.57	26,828,262.77	(1,092,973.00)	-4.2%
EMPLOYEE BENEFITS								
STRS		3101-3102	2,575,578.00	2,557,630.35	1,292,716.41	2,571,614.35	(13,984.00)	-0.5%
PERS		3201-3202	2,574,438.00	2,342,931.07	1,107,622.11	2,415,172.07	(72,241.00)	-3.1%
OASDI/Medicare/Alternative		3301-3302	2,333,453.00	2,150,732.70	1,002,604.58	2,236,565.70	(85,833.00)	-4.0%
Health and Welfare Benefits		3401-3402	10,375,528.00	10,308,318.31	4,543,829.93	10,241,967.04	66,351.27	0.6%
Unemployment Insurance		3501-3502	652,151.00	621,806.07	299,026.43	636,058.07	(14,252.00)	-2.3%
Workers' Compensation		3601-3602	1,189,295.00	1,130,583.68	544,213.92	1,156,484.17	(25,900.49)	-2.3%
OPEB, Allocated		3701-3702	160,079.00	151,185.69	73,473.32	155,127.53	(3,941.84)	-2.6%
OPEB, Active Employees		3751-3752	233,634.00	221,406.92	109,569.02	225,040.92	(3,634.00)	-1.6%
PERS Reduction		3801-3802	226,863.00	208,780.00	107,241.94	217,926.00	(9,146.00)	-4.4%
Other Employee Benefits		3901-3902	57,819.00	51,448.31	13,940.93	45,239.31	6,209.00	12.1%
TOTAL, EMPLOYEE BENEFITS			20,378,838.00	19,744,823.10	9,094,238.59	19,901,195.16	(156,372.06)	-0.8%
BOOKS AND SUPPLIES								
Approved Textbooks and Core Curricula Materials		4100	1,244,548.00	1,126,548.00	652,291.62	1,729,567.00	(603,019.00)	-53.5%
Books and Other Reference Materials		4200	2,000.00	2,000.00	6,528.83	20,078.00	(18,078.00)	-903.9%
Materials and Supplies		4300	4,814,115.00	6,653,320.13	1,579,783.04	6,186,217.07	467,103.06	7.0%
Noncapitalized Equipment		4400	259,650.00	186,231.00	192,681.93	391,448.00	(205,217.00)	-110.2%
Food		4700	0.00	0.00	0.00	0.00	0.00	0.0%
TOTAL, BOOKS AND SUPPLIES			6,320,313.00	7,968,099.13	2,431,285.42	8,327,310.07	(359,210.94)	-4.5%
SERVICES AND OTHER OPERATING EXPENDITURES								
Subagreements for Services		5100	3,417,733.00	4,160,744.00	357,380.17	4,001,920.00	158,824.00	3.8%
Travel and Conferences		5200	275,546.00	271,716.00	117,774.26	300,927.00	(29,211.00)	-10.8%
Dues and Memberships		5300	3,200.00	3,200.00	1,900.00	3,200.00	0.00	0.0%
Insurance		5400-5450	0.00	0.00	0.00	0.00	0.00	0.0%
Operations and Housekeeping Services		5500	0.00	0.00	0.00	0.00	0.00	0.0%
Rentals, Leases, Repairs, and Noncapitalized Improvements		5600	2,801,813.00	3,480,137.00	1,434,923.63	3,451,418.00	28,719.00	0.8%
Transfers of Direct Costs		5710	15,255.00	16,095.00	11,534.39	30,535.00	(14,440.00)	-89.7%
Transfers of Direct Costs - Interfund		5750	0.00	0.00	0.00	0.00	0.00	0.0%
Professional/Consulting Services and Operating Expenditures		5800	6,896,573.00	6,575,845.00	1,740,251.77	7,371,771.00	(795,926.00)	-12.1%
Communications		5900	5,100.00	5,100.00	1,327.97	5,100.00	0.00	0.0%
TOTAL, SERVICES AND OTHER OPERATING EXPENDITURES			13,415,220.00	14,512,837.00	3,665,092.19	15,164,871.00	(652,034.00)	-4.5%

Description	Resource Codes	Object Codes	Original Budget (A)	Board Approved Operating Budget (B)	Actuals To Date (C)	Projected Year Totals (D)	Difference (Col B & D) (E)	% Diff (E/B) (F)
CAPITAL OUTLAY								
Land		6100	0.00	0.00	0.00	0.00	0.00	0.0%
Land Improvements		6170	0.00	0.00	0.00	0.00	0.00	0.0%
Buildings and Improvements of Buildings		6200	60,000.00	60,000.00	0.00	60,000.00	0.00	0.0%
Books and Media for New School Libraries or Major Expansion of School Libraries		6300	0.00	0.00	0.00	0.00	0.00	0.0%
Equipment		6400	0.00	0.00	0.00	25,000.00	(25,000.00)	New
Equipment Replacement		6500	0.00	0.00	0.00	0.00	0.00	0.0%
TOTAL, CAPITAL OUTLAY			60,000.00	60,000.00	0.00	85,000.00	(25,000.00)	-41.7%
OTHER OUTGO (excluding Transfers of Indirect Costs)								
Tuition								
Tuition for Instruction Under Interdistrict Attendance Agreements		7110	0.00	0.00	0.00	0.00	0.00	0.0%
State Special Schools		7130	0.00	0.00	0.00	0.00	0.00	0.0%
Tuition, Excess Costs, and/or Deficit Payments								
Payments to Districts or Charter Schools		7141	134,480.00	134,480.00	(7,765.00)	80,948.00	53,532.00	39.8%
Payments to County Offices		7142	5,619,106.00	5,619,106.00	2,339,086.98	5,919,106.00	(300,000.00)	-5.3%
Payments to JPAs		7143	0.00	0.00	0.00	0.00	0.00	0.0%
Transfers of Pass-Through Revenues								
To Districts or Charter Schools		7211	0.00	0.00	0.00	0.00	0.00	0.0%
To County Offices		7212	0.00	0.00	0.00	0.00	0.00	0.0%
To JPAs		7213	0.00	0.00	0.00	0.00	0.00	0.0%
Special Education SELPA Transfers of Apportionments								
To Districts or Charter Schools	6500	7221	0.00	0.00	0.00	0.00	0.00	0.0%
To County Offices	6500	7222	310,985.00	310,985.00	0.00	310,985.00	0.00	0.0%
To JPAs	6500	7223	0.00	0.00	0.00	0.00	0.00	0.0%
ROC/P Transfers of Apportionments								
To Districts or Charter Schools	6360	7221	0.00	0.00	0.00	0.00	0.00	0.0%
To County Offices	6360	7222	0.00	0.00	0.00	0.00	0.00	0.0%
To JPAs	6360	7223	0.00	0.00	0.00	0.00	0.00	0.0%
Other Transfers of Apportionments	All Other	7221-7223	0.00	0.00	0.00	0.00	0.00	0.0%
All Other Transfers		7281-7283	24,534.00	24,534.00	5,722.82	37,318.00	(12,784.00)	-52.1%
All Other Transfers Out to All Others		7299	0.00	0.00	0.00	0.00	0.00	0.0%
Debt Service								
Debt Service - Interest		7438	14,270.00	14,270.00	12,952.06	14,270.00	0.00	0.0%
Other Debt Service - Principal		7439	127,911.00	127,911.00	36,863.54	127,911.00	0.00	0.0%
TOTAL, OTHER OUTGO (excluding Transfers of Indirect Costs)			6,231,286.00	6,231,286.00	2,386,860.40	6,490,538.00	(259,252.00)	-4.2%
OTHER OUTGO - TRANSFERS OF INDIRECT COSTS								
Transfers of Indirect Costs		7310	3,956,559.00	3,843,274.00	0.00	3,877,882.00	(34,608.00)	-0.9%
Transfers of Indirect Costs - Interfund		7350	0.00	0.00	0.00	0.00	0.00	0.0%
TOTAL, OTHER OUTGO - TRANSFERS OF INDIRECT COSTS			3,956,559.00	3,843,274.00	0.00	3,877,882.00	(34,608.00)	-0.9%
TOTAL, EXPENDITURES			109,877,386.00	108,955,495.00	44,747,763.33	111,876,967.00	(2,921,472.00)	-2.7%

Description	Resource Codes	Object Codes	Original Budget (A)	Board Approved Operating Budget (B)	Actuals To Date (C)	Projected Year Totals (D)	Difference (Col B & D) (E)	% Diff (E/B) (F)
INTERFUND TRANSFERS								
INTERFUND TRANSFERS IN								
From: Special Reserve Fund		8912	0.00	0.00	0.00	0.00	0.00	0.0%
From: Bond Interest and Redemption Fund		8914	0.00	0.00	0.00	0.00		
Other Authorized Interfund Transfers In		8919	0.00	0.00	0.00	0.00	0.00	0.0%
(a) TOTAL, INTERFUND TRANSFERS IN			0.00	0.00	0.00	0.00	0.00	0.0%
INTERFUND TRANSFERS OUT								
To: Child Development Fund		7611	0.00	0.00	0.00	0.00	0.00	0.0%
To: Special Reserve Fund		7612	0.00	0.00	0.00	0.00	0.00	0.0%
To: State School Building Fund/ County School Facilities Fund		7613	0.00	0.00	0.00	0.00	0.00	0.0%
To: Deferred Maintenance Fund		7615	0.00	0.00	0.00	0.00	0.00	0.0%
To: Cafeteria Fund		7616	0.00	0.00	0.00	0.00	0.00	0.0%
Other Authorized Interfund Transfers Out		7619	0.00	0.00	0.00	0.00	0.00	0.0%
(b) TOTAL, INTERFUND TRANSFERS OUT			0.00	0.00	0.00	0.00	0.00	0.0%
OTHER SOURCES/USES								
SOURCES								
State Apportionments								
Emergency Apportionments		8931	0.00	0.00	0.00	0.00		
Proceeds								
Proceeds from Sale/Lease-Purchase of Land/Buildings		8953	0.00	0.00	0.00	0.00	0.00	0.0%
Other Sources								
Transfers from Funds of Lapsed/Reorganized LEAs		8965	0.00	0.00	0.00	0.00	0.00	0.0%
Long-Term Debt Proceeds								
Proceeds from Certificates of Participation		8971	0.00	0.00	0.00	0.00	0.00	0.0%
Proceeds from Capital Leases		8972	0.00	0.00	0.00	0.00	0.00	0.0%
Proceeds from Lease Revenue Bonds		8973	0.00	0.00	0.00	0.00	0.00	0.0%
All Other Financing Sources		8979	0.00	0.00	0.00	0.00	0.00	0.0%
(c) TOTAL, SOURCES			0.00	0.00	0.00	0.00	0.00	0.0%
USES								
Transfers of Funds from Lapsed/Reorganized LEAs		7651	0.00	0.00	0.00	0.00	0.00	0.0%
All Other Financing Uses		7699	0.00	0.00	0.00	0.00	0.00	0.0%
(d) TOTAL, USES			0.00	0.00	0.00	0.00	0.00	0.0%
CONTRIBUTIONS								
Contributions from Unrestricted Revenues		8980	50,785,320.00	46,921,972.00	0.00	48,439,332.00	1,517,360.00	3.2%
Contributions from Restricted Revenues		8990	0.00	0.00	0.00	0.00	0.00	0.0%
Transfers of Restricted Balances		8997	0.00	0.00	0.00	0.00	0.00	0.0%
(e) TOTAL, CONTRIBUTIONS			50,785,320.00	46,921,972.00	0.00	48,439,332.00	1,517,360.00	3.2%
TOTAL, OTHER FINANCING SOURCES/USES (a - b + c - d + e)			50,785,320.00	46,921,972.00	0.00	48,439,332.00	(1,517,360.00)	3.2%

Description	Resource Codes	Object Codes	Original Budget (A)	Board Approved Operating Budget (B)	Actuals To Date (C)	Projected Year Totals (D)	Difference (Col B & D) (E)	% Diff (E/B) (F)
A. REVENUES								
1) Revenue Limit Sources		8010-8099	236,068,462.00	257,379,804.00	136,878,085.99	257,350,277.00	(29,527.00)	0.0%
2) Federal Revenue		8100-8299	16,988,029.00	18,562,428.00	4,902,309.59	19,023,228.00	460,800.00	2.5%
3) Other State Revenue		8300-8599	66,282,852.00	68,236,069.00	33,992,237.01	70,151,327.00	1,915,258.00	2.8%
4) Other Local Revenue		8600-8799	4,192,289.00	5,380,898.00	4,757,861.77	6,358,821.00	977,923.00	18.2%
5) TOTAL, REVENUES			323,531,632.00	349,559,199.00	180,530,494.36	352,883,653.00		
B. EXPENDITURES								
1) Certificated Salaries		1000-1999	158,993,972.00	177,117,758.00	87,643,550.32	178,250,131.00	(1,132,373.00)	-0.6%
2) Classified Salaries		2000-2999	46,733,409.00	54,917,836.77	24,050,496.92	53,480,618.77	1,437,218.00	2.6%
3) Employee Benefits		3000-3999	74,703,212.00	75,895,082.10	37,199,537.78	75,109,124.16	785,957.94	1.0%
4) Books and Supplies		4000-4999	11,877,007.00	12,782,774.13	4,162,213.24	13,081,405.07	(298,630.94)	-2.3%
5) Services and Other Operating Expenditures		5000-5999	28,920,367.00	32,126,528.12	13,528,609.09	33,961,774.12	(1,835,246.00)	-5.7%
6) Capital Outlay		6000-6999	557,732.00	557,732.00	0.00	556,994.00	738.00	0.1%
7) Other Outgo (excluding Transfers of Indirect Costs)		7100-7299 7400-7499	10,087,913.00	10,055,798.88	4,120,071.71	10,403,739.88	(347,941.00)	-3.5%
8) Other Outgo - Transfers of Indirect Costs		7300-7399	(650,123.00)	(650,123.00)	(155,753.93)	(650,123.00)	0.00	0.0%
9) TOTAL, EXPENDITURES			331,223,489.00	362,803,387.00	170,548,725.13	364,193,664.00		
C. EXCESS (DEFICIENCY) OF REVENUES OVER EXPENDITURES BEFORE OTHER FINANCING SOURCES AND USES (A5 - B9)			(7,691,857.00)	(13,244,188.00)	9,981,769.23	(11,310,011.00)		
D. OTHER FINANCING SOURCES/USES								
1) Interfund Transfers a) Transfers In		8900-8929	2,761,057.00	2,761,057.00	0.00	2,711,057.00	(50,000.00)	-1.8%
b) Transfers Out		7600-7629	0.00	0.00	0.00	0.00	0.00	0.0%
2) Other Sources/Uses a) Sources		8930-8979	0.00	0.00	122,380.07	0.00	0.00	0.0%
b) Uses		7630-7699	0.00	0.00	0.00	0.00	0.00	0.0%
3) Contributions		8980-8999	0.00	0.00	0.00	0.00	0.00	0.0%
4) TOTAL, OTHER FINANCING SOURCES/USES			2,761,057.00	2,761,057.00	122,380.07	2,711,057.00		

Description	Resource Codes	Object Codes	Original Budget (A)	Board Approved Operating Budget (B)	Actuals To Date (C)	Projected Year Totals (D)	Difference (Col B & D) (E)	% Diff (E/B) (F)
E. NET INCREASE (DECREASE) IN FUND BALANCE (C + D4)			(4,930,800.00)	(10,483,131.00)	10,104,149.30	(8,598,954.00)		
F. FUND BALANCE, RESERVES								
1) Beginning Fund Balance								
a) As of July 1 - Unaudited		9791	12,905,800.00	19,348,709.00		19,348,709.00	0.00	0.0%
b) Audit Adjustments		9793	0.00	0.00		0.00	0.00	0.0%
c) As of July 1 - Audited (F1a + F1b)			12,905,800.00	19,348,709.00		19,348,709.00		
d) Other Restatements		9795	0.00	0.00		0.00	0.00	0.0%
e) Adjusted Beginning Balance (F1c + F1d)			12,905,800.00	19,348,709.00		19,348,709.00		
2) Ending Balance, June 30 (E + F1e)			7,975,000.00	8,865,578.00		10,749,755.00		
Components of Ending Fund Balance								
a) Nonspendable								
Revolving Cash		9711	175,000.00	175,000.00		175,000.00		
Stores		9712	150,000.00	150,000.00		150,000.00		
Prepaid Expenditures		9713	0.00	0.00		0.00		
All Others		9719	0.00	0.00		0.00		
b) Restricted		9740	0.00	365,125.00		365,125.00		
c) Committed								
Stabilization Arrangements		9750	0.00	0.00		0.00		
Other Commitments		9760	0.00	0.00		0.00		
d) Assigned								
Other Assignments		9780	1,000,000.00	0.00		180,000.00		
e) Unassigned/Unappropriated								
Reserve for Economic Uncertainties		9789	6,650,000.00	6,650,000.00		7,296,000.00		
Unassigned/Unappropriated Amount		9790	0.00	1,525,453.00		2,583,630.00		

Description	Resource Codes	Object Codes	Original Budget (A)	Board Approved Operating Budget (B)	Actuals To Date (C)	Projected Year Totals (D)	Difference (Col B & D) (E)	% Diff (E/B) (F)
REVENUE LIMIT SOURCES								
Principal Apportionment								
State Aid - Current Year		8011	24,588,455.00	47,196,726.00	(1,469,334.95)	26,937,054.00	(20,259,672.00)	-42.9%
Charter Schools General Purpose Entitlement - State Aid		8015	0.00	0.00	0.00	0.00	0.00	0.0%
State Aid - Prior Years		8019	0.00	0.00	1,029,997.03	0.00	0.00	0.0%
Tax Relief Subventions								
Homeowners' Exemptions		8021	1,986,847.00	1,986,847.00	966,043.01	1,986,847.00	0.00	0.0%
Timber Yield Tax		8022	0.00	0.00	0.00	0.00	0.00	0.0%
Other Subventions/In-Lieu Taxes		8029	0.00	0.00	0.00	0.00	0.00	0.0%
County & District Taxes								
Secured Roll Taxes		8041	221,741,358.00	221,764,788.00	125,571,359.40	228,996,515.00	7,231,727.00	3.3%
Unsecured Roll Taxes		8042	8,647,349.00	9,166,135.00	7,171,582.48	8,692,937.00	(473,198.00)	-5.2%
Prior Years' Taxes		8043	5,254,904.00	5,286,467.00	5,485,633.66	5,636,724.00	350,257.00	6.6%
Supplemental Taxes		8044	1,118,516.00	1,118,516.00	1,656,608.20	2,196,470.00	1,077,954.00	96.4%
Education Revenue Augmentation Fund (ERAF)		8045	(15,988,719.00)	(15,851,037.00)	(446,439.62)	(6,419,049.00)	9,431,988.00	-59.5%
Community Redevelopment Funds (SB 617/699/1992)		8047	454,854.00	456,831.00	4,674,884.84	4,161,220.00	3,704,389.00	810.9%
Penalties and Interest from Delinquent Taxes		8048	0.00	0.00	0.00	0.00	0.00	0.0%
Miscellaneous Funds (EC 41604)								
Royalties and Bonuses		8081	0.00	0.00	0.00	0.00	0.00	0.0%
Other In-Lieu Taxes		8082	0.00	0.00	0.00	0.00	0.00	0.0%
Less: Non-Revenue Limit (50%) Adjustment		8089	0.00	0.00	0.00	0.00	0.00	0.0%
Subtotal, Revenue Limit Sources			247,803,564.00	271,125,273.00	144,640,334.05	272,188,718.00	1,063,445.00	0.4%
Revenue Limit Transfers								
Unrestricted Revenue Limit Transfers - Current Year	0000	8091	(5,505,360.00)	(4,992,020.00)	0.00	(4,992,020.00)	0.00	0.0%
Continuation Education ADA Transfer	2200	8091	0.00	0.00	0.00	0.00	0.00	0.0%
Community Day Schools Transfer	2430	8091	0.00	0.00	0.00	0.00	0.00	0.0%
Special Education ADA Transfer	6500	8091	5,505,360.00	4,992,020.00	0.00	4,992,020.00	0.00	0.0%
All Other Revenue Limit Transfers - Current Year	All Other	8091	0.00	0.00	0.00	0.00	0.00	0.0%
PERS Reduction Transfer		8092	443,426.00	377,663.00	295,700.18	398,112.00	20,449.00	5.4%
Transfers to Charter Schools in Lieu of Property Taxes		8096	(12,178,528.00)	(14,123,132.00)	(8,057,948.24)	(15,236,553.00)	(1,113,421.00)	7.9%
Property Taxes Transfers		8097	0.00	0.00	0.00	0.00	0.00	0.0%
Revenue Limit Transfers - Prior Years		8099	0.00	0.00	0.00	0.00	0.00	0.0%
TOTAL, REVENUE LIMIT SOURCES			236,068,462.00	257,379,804.00	136,878,085.99	257,350,277.00	(29,527.00)	0.0%
FEDERAL REVENUE								
Maintenance and Operations		8110	0.00	0.00	0.00	0.00	0.00	0.0%
Special Education Entitlement		8181	7,948,440.00	7,859,241.00	1,964,810.00	7,859,241.00	0.00	0.0%
Special Education Discretionary Grants		8182	1,833,664.00	1,562,983.00	324,196.00	1,697,179.00	134,196.00	8.6%
Child Nutrition Programs		8220	0.00	0.00	0.00	0.00	0.00	0.0%
Forest Reserve Funds		8260	0.00	0.00	0.00	0.00	0.00	0.0%
Flood Control Funds		8270	0.00	0.00	0.00	0.00	0.00	0.0%
Wildlife Reserve Funds		8280	0.00	0.00	0.00	0.00	0.00	0.0%
FEMA		8281	0.00	0.00	3,630.38	3,631.00	3,631.00	New
Interagency Contracts Between LEAs		8285	0.00	0.00	0.00	0.00	0.00	0.0%
Pass-Through Revenues from Federal Sources		8287	0.00	0.00	0.00	0.00	0.00	0.0%

Description	Resource Codes	Object Codes	Original Budget (A)	Board Approved Operating Budget (B)	Actuals To Date (C)	Projected Year Totals (D)	Difference (Col B & D) (E)	% Diff (E/B) (F)
NCLB/IASA	3000-3009, 3011-3024, 3026-3299, 4000-4034, 4036-4139, 4202, 4204-4215, 5510	8290	0.00	0.00	134,692.79	350,000.00	350,000.00	New
NCLB: Title I, Part A, Basic Grants Low-Income and Neglected	3010	8290	3,386,054.00	5,266,928.00	1,328,086.73	5,266,928.00	0.00	0.0%
NCLB: Title I, Part D, Local Delinquent Program	3025	8290	0.00	0.00	0.00	0.00	0.00	0.0%
NCLB: Title II, Part A, Teacher Quality	4035	8290	882,623.00	981,679.00	556,579.99	1,012,120.00	30,441.00	3.1%
NCLB: Title III, Immigration Education Program	4201	8290	0.00	0.00	0.00	0.00	0.00	0.0%
NCLB: Title III, Limited English Proficient (LEP) Student Program	4203	8290	625,552.00	625,552.00	177,832.42	568,084.00	(57,468.00)	-9.2%
NCLB: Title V, Part B, Public Charter Schools Grant Program (PCSGP)	4610	8290	0.00	0.00	0.00	0.00	0.00	0.0%
Vocational and Applied Technology Education	3500-3699	8290	246,686.00	246,686.00	0.00	246,686.00	0.00	0.0%
Safe and Drug Free Schools	3700-3799	8290	0.00	0.00	0.00	0.00	0.00	0.0%
Other Federal Revenue	All Other	8290	2,065,010.00	2,019,359.00	412,481.28	2,019,359.00	0.00	0.0%
TOTAL, FEDERAL REVENUE			16,988,029.00	18,562,428.00	4,902,309.59	19,023,228.00	460,800.00	2.5%
OTHER STATE REVENUE								
Other State Apportionments								
Community Day School Additional Funding Current Year	2430	8311	0.00	0.00	0.00	0.00	0.00	0.0%
Prior Years	2430	8319	0.00	0.00	0.00	0.00	0.00	0.0%
ROC/P Entitlement Current Year	6355-6360	8311	0.00	0.00	453.75	0.00	0.00	0.0%
Prior Years	6355-6360	8319	0.00	0.00	0.00	0.00	0.00	0.0%
Special Education Master Plan Current Year	6500	8311	24,309,874.00	24,349,193.00	13,820,859.80	24,433,092.00	83,899.00	0.3%
Prior Years	6500	8319	0.00	0.00	0.00	0.00	0.00	0.0%
Home-to-School Transportation	7230	8311	700,285.00	686,256.00	377,440.62	686,256.00	0.00	0.0%
Economic Impact Aid	7090-7091	8311	3,184,593.00	3,184,593.00	1,273,662.00	3,475,540.00	290,947.00	9.1%
Spec. Ed. Transportation	7240	8311	1,808,227.00	1,772,067.00	974,636.38	1,772,067.00	0.00	0.0%
All Other State Apportionments - Current Year	All Other	8311	225,145.00	225,145.00	112,884.75	225,145.00	0.00	0.0%
All Other State Apportionments - Prior Years	All Other	8319	0.00	0.00	336.24	0.00	0.00	0.0%
Year Round School Incentive		8425	0.00	0.00	0.00	0.00	0.00	0.0%
Class Size Reduction, K-3		8434	6,900,000.00	6,518,840.00	1,914,921.00	6,518,840.00	0.00	0.0%
Child Nutrition Programs		8520	0.00	0.00	0.00	0.00	0.00	0.0%
Mandated Costs Reimbursements		8550	0.00	1,401,118.00	1,401,118.00	1,401,118.00	0.00	0.0%
Lottery - Unrestricted and Instructional Materi		8560	7,574,412.00	7,574,412.00	2,337,744.76	8,689,173.00	1,114,761.00	14.7%
Tax Relief Subventions Restricted Levies - Other								
Homeowners' Exemptions		8575	0.00	0.00	0.00	0.00	0.00	0.0%
Other Subventions/In-Lieu Taxes		8576	0.00	0.00	0.00	0.00	0.00	0.0%
Pass-Through Revenues from State Sources		8587	0.00	0.00	0.00	0.00	0.00	0.0%
School Based Coordination Program	7250	8590	0.00	0.00	0.00	0.00	0.00	0.0%
After School Education and Safety (ASES)	6010	8590	562,500.00	562,500.00	365,625.00	562,500.00	0.00	0.0%
Charter School Facility Grant	6030	8590	0.00	0.00	0.00	0.00	0.00	0.0%
Drug/Alcohol/Tobacco Funds	6650-6690	8590	0.00	0.00	0.00	0.00	0.00	0.0%
Healthy Start	6240	8590	0.00	0.00	0.00	0.00	0.00	0.0%
Class Size Reduction Facilities	6200	8590	0.00	0.00	0.00	0.00	0.00	0.0%
School Community Violence Prevention Grant	7391	8590	0.00	0.00	0.00	0.00	0.00	0.0%

Description	Resource Codes	Object Codes	Original Budget (A)	Board Approved Operating Budget (B)	Actuals To Date (C)	Projected Year Totals (D)	Difference (Col B & D) (E)	% Diff (E/B) (F)
Quality Education Investment Act	7400	8590	413,100.00	413,100.00	321,040.00	413,100.00	0.00	0.0%
All Other State Revenue	All Other	8590	20,604,716.00	21,548,845.00	11,091,514.71	21,974,496.00	425,651.00	2.0%
TOTAL, OTHER STATE REVENUE			66,282,852.00	68,236,069.00	33,992,237.01	70,151,327.00	1,915,258.00	2.8%
OTHER LOCAL REVENUE								
Other Local Revenue								
County and District Taxes								
Other Restricted Levies								
Secured Roll		8615	0.00	0.00	0.00	0.00	0.00	0.0%
Unsecured Roll		8616	0.00	0.00	0.00	0.00	0.00	0.0%
Prior Years' Taxes		8617	0.00	0.00	0.00	0.00	0.00	0.0%
Supplemental Taxes		8618	0.00	0.00	0.00	0.00	0.00	0.0%
Non-Ad Valorem Taxes								
Parcel Taxes		8621	0.00	0.00	0.00	0.00	0.00	0.0%
Other		8622	0.00	0.00	0.00	0.00	0.00	0.0%
Community Redevelopment Funds Not Subject to RL Deduction		8625	0.00	0.00	0.00	0.00	0.00	0.0%
Penalties and Interest from Delinquent Non-Revenue Limit Taxes		8629	0.00	0.00	0.00	0.00	0.00	0.0%
Sales								
Sale of Equipment/Supplies		8631	0.00	6,500.00	3,623.67	6,500.00	0.00	0.0%
Sale of Publications		8632	0.00	0.00	0.00	0.00	0.00	0.0%
Food Service Sales		8634	0.00	0.00	0.00	0.00	0.00	0.0%
All Other Sales		8639	0.00	0.00	0.00	0.00	0.00	0.0%
Leases and Rentals		8650	359,500.00	995,623.00	734,830.15	1,070,623.00	75,000.00	7.5%
Interest		8660	312,500.00	312,500.00	144,208.35	372,500.00	60,000.00	19.2%
Net Increase (Decrease) in the Fair Value of Investments		8662	0.00	0.00	0.00	0.00	0.00	0.0%
Fees and Contracts								
Adult Education Fees		8671	0.00	0.00	0.00	0.00	0.00	0.0%
Non-Resident Students		8672	0.00	0.00	0.00	0.00	0.00	0.0%
Transportation Fees From Individuals		8675	478,500.00	478,500.00	429,817.52	478,500.00	0.00	0.0%
Transportation Services	7230, 7240	8677	0.00	0.00	0.00	0.00	0.00	0.0%
Interagency Services	All Other	8677	0.00	0.00	0.00	0.00	0.00	0.0%
Mitigation/Developer Fees		8681	0.00	0.00	0.00	0.00	0.00	0.0%
All Other Fees and Contracts		8689	0.00	0.00	0.00	0.00	0.00	0.0%
Other Local Revenue								
Plus: Misc Funds Non-Revenue Limit (50%) Adjustment		8691	0.00	0.00	0.00	0.00	0.00	0.0%
Pass-Through Revenues From Local Sources		8697	0.00	0.00	0.00	0.00	0.00	0.0%
All Other Local Revenue		8699	2,731,789.00	3,247,775.00	3,434,213.08	4,095,698.00	847,923.00	26.1%
Tuition		8710	250,000.00	250,000.00	(1.00)	250,000.00	0.00	0.0%
All Other Transfers In		8781-8783	0.00	30,000.00	11,170.00	25,000.00	(5,000.00)	-16.7%
Transfers Of Apportionments								
Special Education SELPA Transfers								
From Districts or Charter Schools	6500	8791	0.00	0.00	0.00	0.00	0.00	0.0%
From County Offices	6500	8792	0.00	0.00	0.00	0.00	0.00	0.0%
From JPAs	6500	8793	60,000.00	60,000.00	0.00	60,000.00	0.00	0.0%
ROC/P Transfers								
From Districts or Charter Schools	6360	8791	0.00	0.00	0.00	0.00	0.00	0.0%
From County Offices	6360	8792	0.00	0.00	0.00	0.00	0.00	0.0%
From JPAs	6360	8793	0.00	0.00	0.00	0.00	0.00	0.0%
Other Transfers of Apportionments								
From Districts or Charter Schools	All Other	8791	0.00	0.00	0.00	0.00	0.00	0.0%
From County Offices	All Other	8792	0.00	0.00	0.00	0.00	0.00	0.0%

Description	Resource Codes	Object Codes	Original Budget (A)	Board Approved Operating Budget (B)	Actuals To Date (C)	Projected Year Totals (D)	Difference (Col B & D) (E)	% Diff (E/B) (F)
From JPAs	All Other	8793	0.00	0.00	0.00	0.00	0.00	0.0%
All Other Transfers In from All Others		8799	0.00	0.00	0.00	0.00	0.00	0.0%
TOTAL, OTHER LOCAL REVENUE			4,192,289.00	5,380,898.00	4,757,861.77	6,358,821.00	977,923.00	18.2%
TOTAL, REVENUES			323,531,632.00	349,559,199.00	180,530,494.36	352,883,653.00	3,324,454.00	1.0%

Description	Resource Codes	Object Codes	Original Budget (A)	Board Approved Operating Budget (B)	Actuals To Date (C)	Projected Year Totals (D)	Difference (Col B & D) (E)	% Diff (E/B) (F)
CERTIFICATED SALARIES								
Certificated Teachers' Salaries		1100	136,879,308.00	153,952,570.00	75,244,994.02	154,891,508.00	(938,938.00)	-0.6%
Certificated Pupil Support Salaries		1200	6,410,308.00	6,982,066.00	3,547,105.45	6,949,305.00	32,761.00	0.5%
Certificated Supervisors' and Administrators' Salaries		1300	13,041,300.00	13,497,811.00	7,529,882.43	13,664,916.00	(167,105.00)	-1.2%
Other Certificated Salaries		1900	2,663,056.00	2,685,311.00	1,321,568.42	2,744,402.00	(59,091.00)	-2.2%
TOTAL, CERTIFICATED SALARIES			158,993,972.00	177,117,758.00	87,643,550.32	178,250,131.00	(1,132,373.00)	-0.6%
CLASSIFIED SALARIES								
Classified Instructional Salaries		2100	12,679,778.00	12,940,069.00	5,491,279.16	12,540,059.00	400,010.00	3.1%
Classified Support Salaries		2200	19,927,064.00	23,256,851.00	10,334,633.04	22,776,991.00	479,860.00	2.1%
Classified Supervisors' and Administrators' Salaries		2300	2,078,890.00	2,363,357.00	1,268,761.49	2,348,833.00	14,524.00	0.6%
Clerical, Technical and Office Salaries		2400	8,587,607.00	12,834,819.77	5,666,597.07	12,454,861.77	379,958.00	3.0%
Other Classified Salaries		2900	3,460,070.00	3,522,740.00	1,289,226.16	3,359,874.00	162,866.00	4.6%
TOTAL, CLASSIFIED SALARIES			46,733,409.00	54,917,836.77	24,050,496.92	53,480,618.77	1,437,218.00	2.6%
EMPLOYEE BENEFITS								
STRS		3101-3102	13,457,641.00	14,601,623.35	7,247,921.85	14,627,216.35	(25,593.00)	-0.2%
PERS		3201-3202	4,966,151.00	4,881,425.07	2,347,101.80	5,105,119.07	(223,694.00)	-4.6%
OASDI/Medicare/Alternative		3301-3302	6,159,113.00	6,362,911.70	2,843,378.96	6,214,693.70	148,218.00	2.3%
Health and Welfare Benefits		3401-3402	39,114,682.00	38,413,861.31	17,794,166.90	38,039,294.04	374,567.27	1.0%
Unemployment Insurance		3501-3502	1,923,003.00	2,550,084.07	1,213,656.07	2,532,719.07	17,365.00	0.7%
Workers' Compensation		3601-3602	4,449,462.00	4,637,167.68	2,235,790.00	4,105,619.17	531,548.51	11.5%
OPEB, Allocated		3701-3702	666,148.00	610,530.69	301,821.54	618,880.53	(8,349.84)	-1.4%
OPEB, Active Employees		3751-3752	1,044,213.00	954,925.92	472,741.60	965,776.92	(10,851.00)	-1.1%
PERS Reduction		3801-3802	379,404.00	318,153.00	281,576.29	338,265.00	(20,112.00)	-6.3%
Other Employee Benefits		3901-3902	2,543,395.00	2,564,399.31	2,461,382.77	2,561,540.31	2,859.00	0.1%
TOTAL, EMPLOYEE BENEFITS			74,703,212.00	75,895,082.10	37,199,537.78	75,109,124.16	785,957.94	1.0%
BOOKS AND SUPPLIES								
Approved Textbooks and Core Curricula Materials		4100	1,314,548.00	1,710,589.00	748,823.36	1,913,608.00	(203,019.00)	-11.9%
Books and Other Reference Materials		4200	2,000.00	13,011.00	15,743.86	34,819.00	(21,808.00)	-167.6%
Materials and Supplies		4300	9,865,609.00	10,232,737.13	2,743,955.48	10,020,761.07	211,976.06	2.1%
Noncapitalized Equipment		4400	694,850.00	826,437.00	653,690.54	1,112,217.00	(285,780.00)	-34.6%
Food		4700	0.00	0.00	0.00	0.00	0.00	0.0%
TOTAL, BOOKS AND SUPPLIES			11,877,007.00	12,782,774.13	4,162,213.24	13,081,405.07	(298,630.94)	-2.3%
SERVICES AND OTHER OPERATING EXPENDITURES								
Subagreements for Services		5100	3,427,733.00	4,170,744.00	359,030.17	4,011,920.00	158,824.00	3.8%
Travel and Conferences		5200	526,292.00	527,361.00	252,994.31	571,080.00	(43,719.00)	-8.3%
Dues and Memberships		5300	14,060.00	16,160.00	12,426.00	16,210.00	(50.00)	-0.3%
Insurance		5400-5450	2,200,000.00	2,200,000.00	2,200,000.00	2,300,000.00	(100,000.00)	-4.5%
Operations and Housekeeping Services		5500	9,425,000.00	9,425,000.00	4,241,733.90	9,425,000.00	0.00	0.0%
Rentals, Leases, Repairs, and Noncapitalized Improvements		5600	4,544,106.00	5,227,555.12	2,686,628.73	5,897,291.12	(669,736.00)	-12.8%
Transfers of Direct Costs		5710	0.00	0.00	0.00	0.00	0.00	0.0%
Transfers of Direct Costs - Interfund		5750	(563,705.00)	(561,705.00)	(14,539.55)	(562,005.00)	300.00	-0.1%
Professional/Consulting Services and Operating Expenditures		5800	8,556,781.00	10,327,813.00	3,283,085.98	11,505,953.00	(1,178,140.00)	-11.4%
Communications		5900	790,100.00	793,600.00	507,249.55	796,325.00	(2,725.00)	-0.3%
TOTAL, SERVICES AND OTHER OPERATING EXPENDITURES			28,920,367.00	32,126,528.12	13,528,609.09	33,961,774.12	(1,835,246.00)	-5.7%

Description	Resource Codes	Object Codes	Original Budget (A)	Board Approved Operating Budget (B)	Actuals To Date (C)	Projected Year Totals (D)	Difference (Col B & D) (E)	% Diff (E/B) (F)
CAPITAL OUTLAY								
Land		6100	0.00	0.00	0.00	0.00	0.00	0.0%
Land Improvements		6170	0.00	0.00	0.00	0.00	0.00	0.0%
Buildings and Improvements of Buildings		6200	60,000.00	60,000.00	0.00	60,000.00	0.00	0.0%
Books and Media for New School Libraries or Major Expansion of School Libraries		6300	0.00	0.00	0.00	0.00	0.00	0.0%
Equipment		6400	497,732.00	497,732.00	0.00	496,994.00	738.00	0.1%
Equipment Replacement		6500	0.00	0.00	0.00	0.00	0.00	0.0%
TOTAL, CAPITAL OUTLAY			557,732.00	557,732.00	0.00	556,994.00	738.00	0.1%
OTHER OUTGO (excluding Transfers of Indirect Costs)								
Tuition								
Tuition for Instruction Under Interdistrict Attendance Agreements		7110	0.00	0.00	0.00	0.00	0.00	0.0%
State Special Schools		7130	0.00	0.00	15,359.00	0.00	0.00	0.0%
Tuition, Excess Costs, and/or Deficit Payments								
Payments to Districts or Charter Schools		7141	134,480.00	134,480.00	(7,765.00)	80,948.00	53,532.00	39.8%
Payments to County Offices		7142	5,619,106.00	5,619,106.00	2,339,086.98	5,919,106.00	(300,000.00)	-5.3%
Payments to JPAs		7143	0.00	0.00	0.00	0.00	0.00	0.0%
Transfers of Pass-Through Revenues								
To Districts or Charter Schools		7211	0.00	0.00	0.00	0.00	0.00	0.0%
To County Offices		7212	0.00	0.00	0.00	0.00	0.00	0.0%
To JPAs		7213	0.00	0.00	0.00	0.00	0.00	0.0%
Special Education SELPA Transfers of Apportionments								
To Districts or Charter Schools	6500	7221	0.00	0.00	0.00	0.00	0.00	0.0%
To County Offices	6500	7222	310,985.00	310,985.00	0.00	310,985.00	0.00	0.0%
To JPAs	6500	7223	0.00	0.00	0.00	0.00	0.00	0.0%
ROC/P Transfers of Apportionments								
To Districts or Charter Schools	6360	7221	0.00	0.00	0.00	0.00	0.00	0.0%
To County Offices	6360	7222	0.00	0.00	0.00	0.00	0.00	0.0%
To JPAs	6360	7223	0.00	0.00	0.00	0.00	0.00	0.0%
Other Transfers of Apportionments	All Other	7221-7223	0.00	0.00	0.00	0.00	0.00	0.0%
All Other Transfers		7281-7283	2,496,825.00	2,496,825.00	1,300,964.67	2,517,256.00	(20,431.00)	-0.8%
All Other Transfers Out to All Others		7299	0.00	0.00	0.00	0.00	0.00	0.0%
Debt Service								
Debt Service - Interest		7438	224,928.00	223,690.71	111,506.89	264,074.71	(40,384.00)	-18.1%
Other Debt Service - Principal		7439	1,301,589.00	1,270,712.17	360,919.17	1,311,370.17	(40,658.00)	-3.2%
TOTAL, OTHER OUTGO (excluding Transfers of Indirect Costs)			10,087,913.00	10,055,798.88	4,120,071.71	10,403,739.88	(347,941.00)	-3.5%
OTHER OUTGO - TRANSFERS OF INDIRECT COSTS								
Transfers of Indirect Costs		7310	0.00	0.00	0.00	0.00		
Transfers of Indirect Costs - Interfund		7350	(650,123.00)	(650,123.00)	(155,753.93)	(650,123.00)	0.00	0.0%
TOTAL, OTHER OUTGO - TRANSFERS OF INDIRECT COSTS			(650,123.00)	(650,123.00)	(155,753.93)	(650,123.00)	0.00	0.0%
TOTAL, EXPENDITURES			331,223,489.00	362,803,387.00	170,548,725.13	364,193,664.00	(1,390,277.00)	-0.4%

Description	Resource Codes	Object Codes	Original Budget (A)	Board Approved Operating Budget (B)	Actuals To Date (C)	Projected Year Totals (D)	Difference (Col B & D) (E)	% Diff (E/B) (F)
INTERFUND TRANSFERS								
INTERFUND TRANSFERS IN								
From: Special Reserve Fund		8912	650,000.00	650,000.00	0.00	600,000.00	(50,000.00)	-7.7%
From: Bond Interest and Redemption Fund		8914	0.00	0.00	0.00	0.00	0.00	0.0%
Other Authorized Interfund Transfers In		8919	2,111,057.00	2,111,057.00	0.00	2,111,057.00	0.00	0.0%
(a) TOTAL, INTERFUND TRANSFERS IN			2,761,057.00	2,761,057.00	0.00	2,711,057.00	(50,000.00)	-1.8%
INTERFUND TRANSFERS OUT								
To: Child Development Fund		7611	0.00	0.00	0.00	0.00	0.00	0.0%
To: Special Reserve Fund		7612	0.00	0.00	0.00	0.00	0.00	0.0%
To: State School Building Fund/ County School Facilities Fund		7613	0.00	0.00	0.00	0.00	0.00	0.0%
To: Deferred Maintenance Fund		7615	0.00	0.00	0.00	0.00	0.00	0.0%
To: Cafeteria Fund		7616	0.00	0.00	0.00	0.00	0.00	0.0%
Other Authorized Interfund Transfers Out		7619	0.00	0.00	0.00	0.00	0.00	0.0%
(b) TOTAL, INTERFUND TRANSFERS OUT			0.00	0.00	0.00	0.00	0.00	0.0%
OTHER SOURCES/USES								
SOURCES								
State Apportionments								
Emergency Apportionments		8931	0.00	0.00	0.00	0.00	0.00	0.0%
Proceeds								
Proceeds from Sale/Lease-Purchase of Land/Buildings		8953	0.00	0.00	0.00	0.00	0.00	0.0%
Other Sources								
Transfers from Funds of Lapsed/Reorganized LEAs		8965	0.00	0.00	0.00	0.00	0.00	0.0%
Long-Term Debt Proceeds								
Proceeds from Certificates of Participation		8971	0.00	0.00	0.00	0.00	0.00	0.0%
Proceeds from Capital Leases		8972	0.00	0.00	0.00	0.00	0.00	0.0%
Proceeds from Lease Revenue Bonds		8973	0.00	0.00	0.00	0.00	0.00	0.0%
All Other Financing Sources		8979	0.00	0.00	122,380.07	0.00	0.00	0.0%
(c) TOTAL, SOURCES			0.00	0.00	122,380.07	0.00	0.00	0.0%
USES								
Transfers of Funds from Lapsed/Reorganized LEAs		7651	0.00	0.00	0.00	0.00	0.00	0.0%
All Other Financing Uses		7699	0.00	0.00	0.00	0.00	0.00	0.0%
(d) TOTAL, USES			0.00	0.00	0.00	0.00	0.00	0.0%
CONTRIBUTIONS								
Contributions from Unrestricted Revenues		8980	0.00	0.00	0.00	0.00		
Contributions from Restricted Revenues		8990	0.00	0.00	0.00	0.00		
Transfers of Restricted Balances		8997	0.00	0.00	0.00	0.00	0.00	0.0%
(e) TOTAL, CONTRIBUTIONS			0.00	0.00	0.00	0.00	0.00	0.0%
TOTAL, OTHER FINANCING SOURCES/USES (a - b + c - d + e)			2,761,057.00	2,761,057.00	122,380.07	2,711,057.00	50,000.00	-1.8%

Resource	Description	2012-13 Projected Year Totals
5640	Medi-Cal Billing Option	119,966.00
7090	Economic Impact Aid (EIA)	245,159.00
Total, Restricted Balance		365,125.00

Description	Resource Codes	Object Codes	Original Budget (A)	Board Approved Operating Budget (B)	Actuals To Date (C)	Projected Year Totals (D)	Difference (Col B & D) (E)	% Diff Column B & D (F)
A. REVENUES								
1) Revenue Limit Sources		8010-8099	0.00	0.00	0.00	0.00	0.00	0.0%
2) Federal Revenue		8100-8299	340,702.00	320,323.00	0.00	320,323.00	0.00	0.0%
3) Other State Revenue		8300-8599	1,569,989.00	1,569,989.00	869,124.95	1,569,989.00	0.00	0.0%
4) Other Local Revenue		8600-8799	2,150,100.00	2,497,875.00	1,878,094.63	2,497,875.00	0.00	0.0%
5) TOTAL, REVENUES			4,060,791.00	4,388,187.00	2,747,219.58	4,388,187.00		
B. EXPENDITURES								
1) Certificated Salaries		1000-1999	1,266,945.00	1,473,502.00	719,044.26	1,379,505.00	93,997.00	6.4%
2) Classified Salaries		2000-2999	395,139.00	381,065.00	238,860.30	485,307.00	(104,242.00)	-27.4%
3) Employee Benefits		3000-3999	345,779.00	383,696.00	154,528.64	351,847.00	31,849.00	8.3%
4) Books and Supplies		4000-4999	26,744.00	50,069.00	6,527.00	52,513.00	(2,444.00)	-4.9%
5) Services and Other Operating Expenditures		5000-5999	1,040,753.00	1,006,961.00	611,775.95	1,026,121.00	(19,160.00)	-1.9%
6) Capital Outlay		6000-6999	0.00	0.00	0.00	0.00	0.00	0.0%
7) Other Outgo (excluding Transfers of Indirect Costs)		7100-7299, 7400-7499	0.00	0.00	0.00	0.00	0.00	0.0%
8) Other Outgo - Transfers of Indirect Costs		7300-7399	74,374.00	74,374.00	0.00	74,374.00	0.00	0.0%
9) TOTAL, EXPENDITURES			3,149,734.00	3,369,667.00	1,730,736.15	3,369,667.00		
C. EXCESS (DEFICIENCY) OF REVENUES OVER EXPENDITURES BEFORE OTHER FINANCING SOURCES AND USES (A5 - B9)			911,057.00	1,018,520.00	1,016,483.43	1,018,520.00		
D. OTHER FINANCING SOURCES/USES								
1) Interfund Transfers								
a) Transfers In		8900-8929	0.00	0.00	0.00	0.00	0.00	0.0%
b) Transfers Out		7600-7629	911,057.00	911,057.00	0.00	911,057.00	0.00	0.0%
2) Other Sources/Uses								
a) Sources		8930-8979	0.00	0.00	0.00	0.00	0.00	0.0%
b) Uses		7630-7699	0.00	0.00	0.00	0.00	0.00	0.0%
3) Contributions		8980-8999	0.00	0.00	0.00	0.00	0.00	0.0%
4) TOTAL, OTHER FINANCING SOURCES/USES			(911,057.00)	(911,057.00)	0.00	(911,057.00)		

Description	Resource Codes	Object Codes	Original Budget (A)	Board Approved Operating Budget (B)	Actuals To Date (C)	Projected Year Totals (D)	Difference (Col B & D) (E)	% Diff Column B & D (F)
E. NET INCREASE (DECREASE) IN FUND BALANCE (C + D4)			0.00	107,463.00	1,016,483.43	107,463.00		
F. FUND BALANCE, RESERVES								
1) Beginning Fund Balance								
a) As of July 1 - Unaudited		9791	0.00	0.00		0.00	0.00	0.0%
b) Audit Adjustments		9793	0.00	0.00		0.00	0.00	0.0%
c) As of July 1 - Audited (F1a + F1b)			0.00	0.00		0.00		
d) Other Restatements		9795	0.00	0.00		0.00	0.00	0.0%
e) Adjusted Beginning Balance (F1c + F1d)			0.00	0.00		0.00		
2) Ending Balance, June 30 (E + F1e)			0.00	107,463.00		107,463.00		
Components of Ending Fund Balance								
a) Nonspendable								
Revolving Cash		9711	0.00	0.00		0.00		
Stores		9712	0.00	0.00		0.00		
Prepaid Expenditures		9713	0.00	0.00		0.00		
All Others		9719	0.00	0.00		0.00		
b) Restricted		9740	0.00	0.00		0.00		
c) Committed								
Stabilization Arrangements		9750	0.00	0.00		0.00		
Other Commitments		9760	0.00	0.00		0.00		
d) Assigned								
Other Assignments		9780	0.00	107,463.00		107,463.00		
e) Unassigned/Unappropriated								
Reserve for Economic Uncertainties		9789	0.00	0.00		0.00		
Unassigned/Unappropriated Amount		9790	0.00	0.00		0.00		

Description	Resource Codes	Object Codes	Original Budget (A)	Board Approved Operating Budget (B)	Actuals To Date (C)	Projected Year Totals (D)	Difference (Col B & D) (E)	% Diff Column B & D (F)
FEDERAL REVENUE								
Interagency Contracts Between LEAs		8285	0.00	0.00	0.00	0.00	0.00	0.0%
NCLB / IASA	3000-3299, 4000-4139, 4201-4215, 4610, 5510	8290	0.00	0.00	0.00	0.00	0.00	0.0%
Vocational and Applied Technology Education	3500-3699	8290	0.00	0.00	0.00	0.00	0.00	0.0%
Safe and Drug Free Schools	3700-3799	8290	0.00	0.00	0.00	0.00	0.00	0.0%
Other Federal Revenue	All Other	8290	340,702.00	320,323.00	0.00	320,323.00	0.00	0.0%
TOTAL, FEDERAL REVENUE			340,702.00	320,323.00	0.00	320,323.00	0.00	0.0%
OTHER STATE REVENUE								
Other State Apportionments								
All Other State Apportionments - Current Year	All Other	8311	0.00	0.00	0.00	0.00	0.00	0.0%
All Other State Apportionments - Prior Years	All Other	8319	0.00	0.00	0.00	0.00	0.00	0.0%
All Other State Revenue		8590	1,569,989.00	1,569,989.00	869,124.95	1,569,989.00	0.00	0.0%
TOTAL, OTHER STATE REVENUE			1,569,989.00	1,569,989.00	869,124.95	1,569,989.00	0.00	0.0%
OTHER LOCAL REVENUE								
Sales								
Sale of Equipment/Supplies		8631	0.00	0.00	0.00	0.00	0.00	0.0%
Leases and Rentals		8650	0.00	0.00	0.00	0.00	0.00	0.0%
Interest		8660	5,100.00	5,100.00	1,060.76	5,100.00	0.00	0.0%
Net Increase (Decrease) in the Fair Value of Investments		8662	0.00	0.00	0.00	0.00	0.00	0.0%
Fees and Contracts								
Adult Education Fees		8671	295,000.00	295,000.00	77,069.96	295,000.00	0.00	0.0%
Interagency Services		8677	0.00	0.00	0.00	0.00	0.00	0.0%
Other Local Revenue								
All Other Local Revenue		8699	1,850,000.00	2,197,775.00	1,799,963.91	2,197,775.00	0.00	0.0%
Tuition		8710	0.00	0.00	0.00	0.00	0.00	0.0%
TOTAL, OTHER LOCAL REVENUE			2,150,100.00	2,497,875.00	1,878,094.63	2,497,875.00	0.00	0.0%
TOTAL, REVENUES			4,060,791.00	4,388,187.00	2,747,219.58	4,388,187.00		

Description	Resource Codes	Object Codes	Original Budget (A)	Board Approved Operating Budget (B)	Actuals To Date (C)	Projected Year Totals (D)	Difference (Col B & D) (E)	% Diff Column B & D (F)
CERTIFICATED SALARIES								
Certificated Teachers' Salaries		1100	977,403.00	1,202,269.00	578,298.59	1,095,853.00	106,416.00	8.9%
Certificated Pupil Support Salaries		1200	0.00	0.00	0.00	0.00	0.00	0.0%
Certificated Supervisors' and Administrators' Salaries		1300	289,542.00	271,233.00	140,745.67	283,652.00	(12,419.00)	-4.6%
Other Certificated Salaries		1900	0.00	0.00	0.00	0.00	0.00	0.0%
TOTAL, CERTIFICATED SALARIES			1,266,945.00	1,473,502.00	719,044.26	1,379,505.00	93,997.00	6.4%
CLASSIFIED SALARIES								
Classified Instructional Salaries		2100	134,484.00	128,334.00	134,334.31	231,508.00	(103,174.00)	-80.4%
Classified Support Salaries		2200	47,657.00	41,746.00	18,944.02	44,515.00	(2,769.00)	-6.6%
Classified Supervisors' and Administrators' Salaries		2300	0.00	0.00	0.00	0.00	0.00	0.0%
Clerical, Technical and Office Salaries		2400	167,790.00	171,808.00	69,196.11	168,798.00	3,010.00	1.8%
Other Classified Salaries		2900	45,208.00	39,177.00	16,385.86	40,486.00	(1,309.00)	-3.3%
TOTAL, CLASSIFIED SALARIES			395,139.00	381,065.00	238,860.30	485,307.00	(104,242.00)	-27.4%
EMPLOYEE BENEFITS								
STRS		3101-3102	105,583.00	122,620.00	54,525.93	108,749.00	13,871.00	11.3%
PERS		3201-3202	32,126.00	30,875.00	11,304.47	43,178.00	(12,303.00)	-39.8%
OASDI/Medicare/Alternative		3301-3302	45,063.00	44,821.00	22,120.57	46,887.00	(2,066.00)	-4.6%
Health and Welfare Benefits		3401-3402	97,779.00	105,836.00	31,690.42	82,712.00	23,124.00	21.8%
Unemployment Insurance		3501-3502	21,415.00	30,627.00	10,536.90	20,645.00	9,982.00	32.6%
Workers' Compensation		3601-3602	31,936.00	37,174.00	19,158.12	37,532.00	(358.00)	-1.0%
OPEB, Allocated		3701-3702	4,755.00	5,020.00	2,586.32	5,067.00	(47.00)	-0.9%
OPEB, Active Employees		3751-3752	2,521.00	2,436.00	1,067.41	2,576.00	(140.00)	-5.7%
PERS Reduction		3801-3802	3,257.00	3,000.00	1,375.50	3,125.00	(125.00)	-4.2%
Other Employee Benefits		3901-3902	1,344.00	1,287.00	163.00	1,376.00	(89.00)	-6.9%
TOTAL, EMPLOYEE BENEFITS			345,779.00	383,696.00	154,528.64	351,847.00	31,849.00	8.3%
BOOKS AND SUPPLIES								
Approved Textbooks and Core Curricula Materials		4100	0.00	0.00	0.00	0.00	0.00	0.0%
Books and Other Reference Materials		4200	0.00	0.00	128.00	128.00	(128.00)	New
Materials and Supplies		4300	22,744.00	46,069.00	5,491.87	47,477.00	(1,408.00)	-3.1%
Noncapitalized Equipment		4400	4,000.00	4,000.00	907.13	4,908.00	(908.00)	-22.7%
TOTAL, BOOKS AND SUPPLIES			26,744.00	50,069.00	6,527.00	52,513.00	(2,444.00)	-4.9%

Description	Resource Codes	Object Codes	Original Budget (A)	Board Approved Operating Budget (B)	Actuals To Date (C)	Projected Year Totals (D)	Difference (Col B & D) (E)	% Diff Column B & D (F)
SERVICES AND OTHER OPERATING EXPENDITURES								
Subagreements for Services		5100	0.00	0.00	0.00	0.00	0.00	0.0%
Travel and Conferences		5200	3,990.00	4,143.00	2,932.61	5,017.00	(874.00)	-21.1%
Dues and Memberships		5300	0.00	0.00	0.00	0.00	0.00	0.0%
Insurance		5400-5450	0.00	0.00	0.00	0.00	0.00	0.0%
Operations and Housekeeping Services		5500	0.00	0.00	0.00	0.00	0.00	0.0%
Rentals, Leases, Repairs, and Noncapitalized Improvements		5600	181,000.00	1,000.00	0.00	1,000.00	0.00	0.0%
Transfers of Direct Costs		5710	0.00	0.00	0.00	0.00	0.00	0.0%
Transfers of Direct Costs - Interfund		5750	29,626.00	27,626.00	5,098.10	27,926.00	(300.00)	-1.1%
Professional/Consulting Services and Operating Expenditures		5800	826,137.00	974,192.00	603,624.39	992,100.00	(17,908.00)	-1.8%
Communications		5900	0.00	0.00	120.85	78.00	(78.00)	New
TOTAL, SERVICES AND OTHER OPERATING EXPENDITURES			1,040,753.00	1,006,961.00	611,775.95	1,026,121.00	(19,160.00)	-1.9%
CAPITAL OUTLAY								
Land		6100	0.00	0.00	0.00	0.00	0.00	0.0%
Land Improvements		6170	0.00	0.00	0.00	0.00	0.00	0.0%
Buildings and Improvements of Buildings		6200	0.00	0.00	0.00	0.00	0.00	0.0%
Equipment		6400	0.00	0.00	0.00	0.00	0.00	0.0%
Equipment Replacement		6500	0.00	0.00	0.00	0.00	0.00	0.0%
TOTAL, CAPITAL OUTLAY			0.00	0.00	0.00	0.00	0.00	0.0%
OTHER OUTGO (excluding Transfers of Indirect Costs)								
Tuition								
Tuition, Excess Costs, and/or Deficit Payments Payments to Districts or Charter Schools		7141	0.00	0.00	0.00	0.00	0.00	0.0%
Payments to County Offices		7142	0.00	0.00	0.00	0.00	0.00	0.0%
Payments to JPAs		7143	0.00	0.00	0.00	0.00	0.00	0.0%
Debt Service								
Debt Service - Interest		7438	0.00	0.00	0.00	0.00	0.00	0.0%
Other Debt Service - Principal		7439	0.00	0.00	0.00	0.00	0.00	0.0%
TOTAL, OTHER OUTGO (excluding Transfers of Indirect Costs)			0.00	0.00	0.00	0.00	0.00	0.0%
OTHER OUTGO - TRANSFERS OF INDIRECT COSTS								
Transfers of Indirect Costs - Interfund		7350	74,374.00	74,374.00	0.00	74,374.00	0.00	0.0%
TOTAL, OTHER OUTGO - TRANSFERS OF INDIRECT COSTS			74,374.00	74,374.00	0.00	74,374.00	0.00	0.0%
TOTAL, EXPENDITURES			3,149,734.00	3,369,667.00	1,730,736.15	3,369,667.00		

Description	Resource Codes	Object Codes	Original Budget (A)	Board Approved Operating Budget (B)	Actuals To Date (C)	Projected Year Totals (D)	Difference (Col B & D) (E)	% Diff Column B & D (F)
INTERFUND TRANSFERS								
INTERFUND TRANSFERS IN								
Other Authorized Interfund Transfers In		8919	0.00	0.00	0.00	0.00	0.00	0.0%
(a) TOTAL, INTERFUND TRANSFERS IN			0.00	0.00	0.00	0.00	0.00	0.0%
INTERFUND TRANSFERS OUT								
To: State School Building Fund/ County School Facilities Fund		7613	0.00	0.00	0.00	0.00	0.00	0.0%
Other Authorized Interfund Transfers Out		7619	911,057.00	911,057.00	0.00	911,057.00	0.00	0.0%
(b) TOTAL, INTERFUND TRANSFERS OUT			911,057.00	911,057.00	0.00	911,057.00	0.00	0.0%
OTHER SOURCES/USES								
SOURCES								
Other Sources								
Transfers from Funds of Lapsed/Reorganized LEAs		8965	0.00	0.00	0.00	0.00	0.00	0.0%
Long-Term Debt Proceeds								
Proceeds from Certificates of Participation		8971	0.00	0.00	0.00	0.00	0.00	0.0%
Proceeds from Capital Leases		8972	0.00	0.00	0.00	0.00	0.00	0.0%
All Other Financing Sources		8979	0.00	0.00	0.00	0.00	0.00	0.0%
(c) TOTAL, SOURCES			0.00	0.00	0.00	0.00	0.00	0.0%
USES								
Transfers of Funds from Lapsed/Reorganized LEAs		7651	0.00	0.00	0.00	0.00	0.00	0.0%
All Other Financing Uses		7699	0.00	0.00	0.00	0.00	0.00	0.0%
(d) TOTAL, USES			0.00	0.00	0.00	0.00	0.00	0.0%
CONTRIBUTIONS								
Contributions from Unrestricted Revenues		8980	0.00	0.00	0.00	0.00	0.00	0.0%
Contributions from Restricted Revenues		8990	0.00	0.00	0.00	0.00	0.00	0.0%
Transfers of Restricted Balances		8997	0.00	0.00	0.00	0.00	0.00	0.0%
(e) TOTAL, CONTRIBUTIONS			0.00	0.00	0.00	0.00	0.00	0.0%
TOTAL, OTHER FINANCING SOURCES/USES (a - b + c - d + e)			(911,057.00)	(911,057.00)	0.00	(911,057.00)		

Resource	Description	2012/13 Projected Year Totals
	Total, Restricted Balance	0.00

Description	Resource Codes	Object Codes	Original Budget (A)	Board Approved Operating Budget (B)	Actuals To Date (C)	Projected Year Totals (D)	Difference (Col B & D) (E)	% Diff Column B & D (F)
A. REVENUES								
1) Revenue Limit Sources		8010-8099	0.00	0.00	0.00	0.00	0.00	0.0%
2) Federal Revenue		8100-8299	105,289.00	105,289.00	64,129.00	105,289.00	0.00	0.0%
3) Other State Revenue		8300-8599	2,296,588.00	2,296,588.00	1,081,845.97	2,296,588.00	0.00	0.0%
4) Other Local Revenue		8600-8799	3,093,333.00	3,093,333.00	1,222,090.07	3,098,579.00	5,246.00	0.2%
5) TOTAL, REVENUES			5,495,210.00	5,495,210.00	2,368,065.04	5,500,456.00		
B. EXPENDITURES								
1) Certificated Salaries		1000-1999	1,983,187.00	2,121,679.00	806,848.12	1,847,648.00	274,031.00	12.9%
2) Classified Salaries		2000-2999	1,766,674.00	1,572,657.00	624,674.33	1,525,937.00	46,720.00	3.0%
3) Employee Benefits		3000-3999	1,148,258.00	1,183,522.00	539,763.13	1,272,823.00	(89,301.00)	-7.5%
4) Books and Supplies		4000-4999	113,472.00	144,489.00	32,925.65	385,185.00	(240,696.00)	-166.6%
5) Services and Other Operating Expenditures		5000-5999	396,280.00	396,280.00	33,614.86	392,280.00	4,000.00	1.0%
6) Capital Outlay		6000-6999	0.00	0.00	0.00	0.00	0.00	0.0%
7) Other Outgo (excluding Transfers of Indirect Costs)		7100-7299, 7400-7499	0.00	0.00	0.00	0.00	0.00	0.0%
8) Other Outgo - Transfers of Indirect Costs		7300-7399	226,149.00	226,149.00	0.00	226,149.00	0.00	0.0%
9) TOTAL, EXPENDITURES			5,634,020.00	5,644,776.00	2,037,826.09	5,650,022.00		
C. EXCESS (DEFICIENCY) OF REVENUES OVER EXPENDITURES BEFORE OTHER FINANCING SOURCES AND USES (A6 - B9)			(138,810.00)	(149,566.00)	330,238.95	(149,566.00)		
D. OTHER FINANCING SOURCES/USES								
1) Interfund Transfers								
a) Transfers In		8900-8929	0.00	0.00	0.00	0.00	0.00	0.0%
b) Transfers Out		7600-7629	0.00	0.00	0.00	0.00	0.00	0.0%
2) Other Sources/Uses								
a) Sources		8930-8979	0.00	0.00	0.00	0.00	0.00	0.0%
b) Uses		7630-7699	0.00	0.00	0.00	0.00	0.00	0.0%
3) Contributions		8980-8999	0.00	0.00	0.00	0.00	0.00	0.0%
4) TOTAL, OTHER FINANCING SOURCES/USES			0.00	0.00	0.00	0.00		

Description	Resource Codes	Object Codes	Original Budget (A)	Board Approved Operating Budget (B)	Actuals To Date (C)	Projected Year Totals (D)	Difference (Col B & D) (E)	% Diff Column B & D (F)
E. NET INCREASE (DECREASE) IN FUND BALANCE (C + D4)			(138,810.00)	(149,566.00)	330,238.95	(149,566.00)		
F. FUND BALANCE, RESERVES								
1) Beginning Fund Balance								
a) As of July 1 - Unaudited		9791	850,420.00	820,949.00		820,949.00	0.00	0.0%
b) Audit Adjustments		9793	0.00	0.00		0.00	0.00	0.0%
c) As of July 1 - Audited (F1a + F1b)			850,420.00	820,949.00		820,949.00		
d) Other Restatements		9795	0.00	0.00		0.00	0.00	0.0%
e) Adjusted Beginning Balance (F1c + F1d)			850,420.00	820,949.00		820,949.00		
2) Ending Balance, June 30 (E + F1e)			711,610.00	671,383.00		671,383.00		
Components of Ending Fund Balance								
a) Nonspendable								
Revolving Cash		9711	0.00	0.00		0.00		
Stores		9712	0.00	0.00		0.00		
Prepaid Expenditures		9713	0.00	0.00		0.00		
All Others		9719	0.00	0.00		0.00		
b) Restricted		9740	711,610.00	671,383.00		671,383.00		
c) Committed								
Stabilization Arrangements		9750	0.00	0.00		0.00		
Other Committments		9760	0.00	0.00		0.00		
d) Assigned								
Other Assignments		9780	0.00	0.00		0.00		
e) Unassigned/Unappropriated								
Reserve for Economic Uncertainties		9789	0.00	0.00		0.00		
Unassigned/Unappropriated Amount		9790	0.00	0.00		0.00		

Description	Resource Codes	Object Codes	Original Budget (A)	Board Approved Operating Budget (B)	Actuals To Date (C)	Projected Year Totals (D)	Difference (Col B & D) (E)	% Diff Column B & D (F)
FEDERAL REVENUE								
Child Nutrition Programs		8220	0.00	0.00	0.00	0.00	0.00	0.0%
Interagency Contracts Between LEAs		8285	0.00	0.00	0.00	0.00	0.00	0.0%
NCLB: Title I, Part A, Basic Grants Low-Income and Neglected	3010	8290	0.00	0.00	0.00	0.00	0.00	0.0%
Other Federal Revenue	All Other	8290	105,289.00	105,289.00	64,129.00	105,289.00	0.00	0.0%
TOTAL, FEDERAL REVENUE			105,289.00	105,289.00	64,129.00	105,289.00	0.00	0.0%
OTHER STATE REVENUE								
Child Nutrition Programs		8520	0.00	0.00	0.00	0.00	0.00	0.0%
Child Development Apportionments		8530	0.00	0.00	0.00	0.00	0.00	0.0%
Pass-Through Revenues from State Sources		8587	0.00	0.00	0.00	0.00	0.00	0.0%
State Preschool	6055, 6056, 6105	8590	2,296,588.00	2,296,588.00	1,081,845.97	2,296,588.00	0.00	0.0%
All Other State Revenue	All Other	8590	0.00	0.00	0.00	0.00	0.00	0.0%
TOTAL, OTHER STATE REVENUE			2,296,588.00	2,296,588.00	1,081,845.97	2,296,588.00	0.00	0.0%
OTHER LOCAL REVENUE								
Sales								
Sale of Equipment/Supplies		8631	0.00	0.00	0.00	0.00	0.00	0.0%
Food Service Sales		8634	0.00	0.00	0.00	0.00	0.00	0.0%
Interest		8660	0.00	0.00	1,550.53	0.00	0.00	0.0%
Net Increase (Decrease) in the Fair Value of Investments		8662	0.00	0.00	0.00	0.00	0.00	0.0%
Fees and Contracts								
Child Development Parent Fees		8673	2,314,662.00	2,314,662.00	1,202,376.25	2,314,662.00	0.00	0.0%
Interagency Services		8677	0.00	0.00	0.00	0.00	0.00	0.0%
All Other Fees and Contracts		8689	0.00	0.00	0.00	0.00	0.00	0.0%
Other Local Revenue								
All Other Local Revenue		8699	778,671.00	778,671.00	18,163.29	783,917.00	5,246.00	0.7%
All Other Transfers In from All Others		8799	0.00	0.00	0.00	0.00	0.00	0.0%
TOTAL, OTHER LOCAL REVENUE			3,093,333.00	3,093,333.00	1,222,090.07	3,098,579.00	5,246.00	0.2%
TOTAL, REVENUES			5,495,210.00	5,495,210.00	2,368,065.04	5,500,456.00		

Description	Resource Codes	Object Codes	Original Budget (A)	Board Approved Operating Budget (B)	Actuals To Date (C)	Projected Year Totals (D)	Difference (Col B & D) (E)	% Diff Column B & D (F)
CERTIFICATED SALARIES								
Certificated Teachers' Salaries		1100	1,769,883.00	1,882,293.00	697,872.97	1,609,644.00	272,649.00	14.5%
Certificated Pupil Support Salaries		1200	67,075.00	71,489.00	34,789.70	71,488.00	1.00	0.0%
Certificated Supervisors' and Administrators' Salaries		1300	0.00	0.00	1,044.31	0.00	0.00	0.0%
Other Certificated Salaries		1900	146,229.00	167,897.00	73,141.14	166,516.00	1,381.00	0.8%
TOTAL, CERTIFICATED SALARIES			1,983,187.00	2,121,679.00	806,848.12	1,847,648.00	274,031.00	12.9%
CLASSIFIED SALARIES								
Classified Instructional Salaries		2100	1,037,807.00	936,410.00	309,989.04	893,428.00	42,982.00	4.6%
Classified Support Salaries		2200	47,716.00	100,578.00	36,132.36	106,700.00	(6,122.00)	-6.1%
Classified Supervisors' and Administrators' Salaries		2300	245,044.00	230,130.00	128,408.67	232,030.00	(1,900.00)	-0.8%
Clerical, Technical and Office Salaries		2400	277,954.00	196,827.00	102,785.68	197,018.00	(191.00)	-0.1%
Other Classified Salaries		2900	158,153.00	108,712.00	47,358.58	96,761.00	11,951.00	11.0%
TOTAL, CLASSIFIED SALARIES			1,766,674.00	1,572,657.00	624,674.33	1,525,937.00	46,720.00	3.0%
EMPLOYEE BENEFITS								
STRS		3101-3102	118,171.00	135,220.00	55,520.89	121,807.00	13,413.00	9.9%
PERS		3201-3202	142,523.00	113,302.00	65,322.61	114,691.00	(1,389.00)	-1.2%
OASDI/Medicare/Alternative		3301-3302	144,902.00	132,107.00	57,953.10	124,825.00	7,282.00	5.5%
Health and Welfare Benefits		3401-3402	586,673.00	651,299.00	296,448.78	769,966.00	(118,667.00)	-18.2%
Unemployment Insurance		3501-3502	39,563.00	39,589.00	15,752.79	36,585.00	3,004.00	7.6%
Workers' Compensation		3601-3602	71,933.00	71,987.00	28,642.60	66,513.00	5,474.00	7.6%
OPEB, Allocated		3701-3702	9,708.00	9,721.00	3,866.74	8,978.00	743.00	7.6%
OPEB, Active Employees		3751-3752	11,576.00	11,829.00	5,757.77	10,774.00	1,055.00	8.9%
PERS Reduction		3801-3802	20,210.00	16,087.00	8,865.66	16,292.00	(205.00)	-1.3%
Other Employee Benefits		3901-3902	2,999.00	2,381.00	1,632.19	2,392.00	(11.00)	-0.5%
TOTAL, EMPLOYEE BENEFITS			1,148,258.00	1,183,522.00	539,763.13	1,272,823.00	(89,301.00)	-7.5%
BOOKS AND SUPPLIES								
Approved Textbooks and Core Curricula Materials		4100	0.00	0.00	0.00	0.00	0.00	0.0%
Books and Other Reference Materials		4200	0.00	0.00	221.95	0.00	0.00	0.0%
Materials and Supplies		4300	65,372.00	96,389.00	21,211.49	357,085.00	(260,696.00)	-270.5%
Noncapitalized Equipment		4400	13,100.00	13,100.00	2,249.11	13,100.00	0.00	0.0%
Food		4700	35,000.00	35,000.00	9,243.10	15,000.00	20,000.00	57.1%
TOTAL, BOOKS AND SUPPLIES			113,472.00	144,489.00	32,925.65	385,185.00	(240,696.00)	-166.6%

Description	Resource Codes	Object Codes	Original Budget (A)	Board Approved Operating Budget (B)	Actuals To Date (C)	Projected Year Totals (D)	Difference (Col B & D) (E)	% Diff Column B & D (F)
SERVICES AND OTHER OPERATING EXPENDITURES								
Subagreements for Services		5100	17,000.00	17,000.00	0.00	17,000.00	0.00	0.0%
Travel and Conferences		5200	6,750.00	6,750.00	2,550.35	6,750.00	0.00	0.0%
Dues and Memberships		5300	0.00	0.00	0.00	0.00	0.00	0.0%
Insurance		5400-5450	0.00	0.00	0.00	0.00	0.00	0.0%
Operations and Housekeeping Services		5500	0.00	0.00	0.00	0.00	0.00	0.0%
Rentals, Leases, Repairs, and Noncapitalized Improvements		5600	7,930.00	7,930.00	400.00	0.00	7,930.00	100.0%
Transfers of Direct Costs		5710	0.00	0.00	0.00	0.00	0.00	0.0%
Transfers of Direct Costs - Interfund		5750	328,400.00	328,400.00	5,309.65	328,400.00	0.00	0.0%
Professional/Consulting Services and Operating Expenditures		5800	36,200.00	36,200.00	25,354.86	40,130.00	(3,930.00)	-10.9%
Communications		5900	0.00	0.00	0.00	0.00	0.00	0.0%
TOTAL, SERVICES AND OTHER OPERATING EXPENDITURES			396,280.00	396,280.00	33,614.86	392,280.00	4,000.00	1.0%
CAPITAL OUTLAY								
Land		6100	0.00	0.00	0.00	0.00	0.00	0.0%
Land Improvements		6170	0.00	0.00	0.00	0.00	0.00	0.0%
Buildings and Improvements of Buildings		6200	0.00	0.00	0.00	0.00	0.00	0.0%
Equipment		6400	0.00	0.00	0.00	0.00	0.00	0.0%
Equipment Replacement		6500	0.00	0.00	0.00	0.00	0.00	0.0%
TOTAL, CAPITAL OUTLAY			0.00	0.00	0.00	0.00	0.00	0.0%
OTHER OUTGO (excluding Transfers of Indirect Costs)								
Other Transfers Out								
All Other Transfers Out to All Others		7299	0.00	0.00	0.00	0.00	0.00	0.0%
Debt Service								
Debt Service - Interest		7438	0.00	0.00	0.00	0.00	0.00	0.0%
Other Debt Service - Principal		7439	0.00	0.00	0.00	0.00	0.00	0.0%
TOTAL, OTHER OUTGO (excluding Transfers of Indirect Costs)			0.00	0.00	0.00	0.00	0.00	0.0%
OTHER OUTGO - TRANSFERS OF INDIRECT COSTS								
Transfers of Indirect Costs - Interfund		7350	226,149.00	226,149.00	0.00	226,149.00	0.00	0.0%
TOTAL, OTHER OUTGO - TRANSFERS OF INDIRECT COSTS			226,149.00	226,149.00	0.00	226,149.00	0.00	0.0%
TOTAL, EXPENDITURES			5,634,020.00	5,644,776.00	2,037,826.09	5,650,022.00		

Description	Resource Codes	Object Codes	Original Budget (A)	Board Approved Operating Budget (B)	Actuals To Date (C)	Projected Year Totals (D)	Difference (Col B & D) (E)	% Diff Column B & D (F)
INTERFUND TRANSFERS								
INTERFUND TRANSFERS IN								
From: General Fund		8911	0.00	0.00	0.00	0.00	0.00	0.0%
Other Authorized Interfund Transfers In		8919	0.00	0.00	0.00	0.00	0.00	0.0%
(a) TOTAL, INTERFUND TRANSFERS IN			0.00	0.00	0.00	0.00	0.00	0.0%
INTERFUND TRANSFERS OUT								
Other Authorized Interfund Transfers Out		7619	0.00	0.00	0.00	0.00	0.00	0.0%
(b) TOTAL, INTERFUND TRANSFERS OUT			0.00	0.00	0.00	0.00	0.00	0.0%
OTHER SOURCES/USES								
SOURCES								
Other Sources								
Transfers from Funds of Lapsed/Reorganized LEAs		8965	0.00	0.00	0.00	0.00	0.00	0.0%
Long-Term Debt Proceeds								
Proceeds from Certificates of Participation		8971	0.00	0.00	0.00	0.00	0.00	0.0%
Proceeds from Capital Leases		8972	0.00	0.00	0.00	0.00	0.00	0.0%
All Other Financing Sources		8979	0.00	0.00	0.00	0.00	0.00	0.0%
(c) TOTAL, SOURCES			0.00	0.00	0.00	0.00	0.00	0.0%
USES								
Transfers of Funds from Lapsed/Reorganized LEAs		7651	0.00	0.00	0.00	0.00	0.00	0.0%
All Other Financing Uses		7699	0.00	0.00	0.00	0.00	0.00	0.0%
(d) TOTAL, USES			0.00	0.00	0.00	0.00	0.00	0.0%
CONTRIBUTIONS								
Contributions from Unrestricted Revenues		8980	0.00	0.00	0.00	0.00	0.00	0.0%
Contributions from Restricted Revenues		8990	0.00	0.00	0.00	0.00	0.00	0.0%
(e) TOTAL, CONTRIBUTIONS			0.00	0.00	0.00	0.00	0.00	0.0%
TOTAL, OTHER FINANCING SOURCES/USES (a - b + c - d + e)			0.00	0.00	0.00	0.00		

Resource	Description	2012/13 Projected Year Totals
6130	Child Development: Center-Based Reserve Account	5,392.00
9010	Other Restricted Local	665,991.00
Total, Restricted Balance		671,383.00

Description	Resource Codes	Object Codes	Original Budget (A)	Board Approved Operating Budget (B)	Actuals To Date (C)	Projected Year Totals (D)	Difference (Col B & D) (E)	% Diff Column B & D (F)
A. REVENUES								
1) Revenue Limit Sources		8010-8099	0.00	0.00	0.00	0.00	0.00	0.0%
2) Federal Revenue		8100-8299	4,543,180.00	4,543,180.00	1,939,353.36	4,543,180.00	0.00	0.0%
3) Other State Revenue		8300-8599	282,112.00	282,112.00	152,511.67	282,112.00	0.00	0.0%
4) Other Local Revenue		8600-8799	5,336,997.00	5,336,997.00	2,040,646.32	5,336,997.00	0.00	0.0%
5) TOTAL, REVENUES			10,162,289.00	10,162,289.00	4,132,511.35	10,162,289.00		
B. EXPENDITURES								
1) Certificated Salaries		1000-1999	0.00	0.00	0.00	0.00	0.00	0.0%
2) Classified Salaries		2000-2999	3,823,049.00	3,823,049.00	1,808,433.75	3,823,049.00	0.00	0.0%
3) Employee Benefits		3000-3999	1,348,816.00	1,348,816.00	655,887.32	1,348,816.00	0.00	0.0%
4) Books and Supplies		4000-4999	4,080,978.00	4,080,978.00	2,077,883.19	4,080,978.00	0.00	0.0%
5) Services and Other Operating Expenditures		5000-5999	428,746.00	428,746.00	126,121.85	428,746.00	0.00	0.0%
6) Capital Outlay		6000-6999	20,000.00	20,000.00	0.00	20,000.00	0.00	0.0%
7) Other Outgo (excluding Transfers of Indirect Costs)		7100-7299, 7400-7499	0.00	0.00	0.00	0.00	0.00	0.0%
8) Other Outgo - Transfers of Indirect Costs		7300-7399	349,600.00	349,600.00	155,753.93	349,600.00	0.00	0.0%
9) TOTAL, EXPENDITURES			10,051,189.00	10,051,189.00	4,824,080.04	10,051,189.00		
C. EXCESS (DEFICIENCY) OF REVENUES OVER EXPENDITURES BEFORE OTHER FINANCING SOURCES AND USES (A5 - B9			111,100.00	111,100.00	(691,568.69)	111,100.00		
D. OTHER FINANCING SOURCES/USES								
1) Interfund Transfers a) Transfers In		8900-8929	0.00	0.00	0.00	0.00	0.00	0.0%
b) Transfers Out		7600-7629	0.00	0.00	0.00	0.00	0.00	0.0%
2) Other Sources/Uses a) Sources		8930-8979	0.00	0.00	0.00	0.00	0.00	0.0%
b) Uses		7630-7699	0.00	0.00	0.00	0.00	0.00	0.0%
3) Contributions		8980-8999	0.00	0.00	0.00	0.00	0.00	0.0%
4) TOTAL, OTHER FINANCING SOURCES/USES			0.00	0.00	0.00	0.00		

Description	Resource Codes	Object Codes	Original Budget (A)	Board Approved Operating Budget (B)	Actuals To Date (C)	Projected Year Totals (D)	Difference (Col B & D) (E)	% Diff Column B & D (F)
E. NET INCREASE (DECREASE) IN FUND BALANCE (C + D4)			111,100.00	111,100.00	(691,568.69)	111,100.00		
F. FUND BALANCE, RESERVES								
1) Beginning Fund Balance								
a) As of July 1 - Unaudited		9791	3,246,533.00	3,193,868.00		3,193,868.00	0.00	0.0%
b) Audit Adjustments		9793	0.00	0.00		0.00	0.00	0.0%
c) As of July 1 - Audited (F1a + F1b)			3,246,533.00	3,193,868.00		3,193,868.00		
d) Other Restatements		9795	0.00	0.00		0.00	0.00	0.0%
e) Adjusted Beginning Balance (F1c + F1d)			3,246,533.00	3,193,868.00		3,193,868.00		
2) Ending Balance, June 30 (E + F1e)			3,357,633.00	3,304,968.00		3,304,968.00		
Components of Ending Fund Balance								
a) Nonspendable								
Revolving Cash		9711	0.00	0.00		0.00		
Stores		9712	0.00	0.00		0.00		
Prepaid Expenditures		9713	0.00	0.00		0.00		
All Others		9719	0.00	0.00		0.00		
b) Restricted		9740	3,357,633.00	3,304,968.00		3,304,968.00		
c) Committed								
Stabilization Arrangements		9750	0.00	0.00		0.00		
Other Commitments		9760	0.00	0.00		0.00		
d) Assigned								
Other Assignments		9780	0.00	0.00		0.00		
e) Unassigned/Unappropriated								
Reserve for Economic Uncertainties		9789	0.00	0.00		0.00		
Unassigned/Unappropriated Amount		9790	0.00	0.00		0.00		

Description	Resource Codes	Object Codes	Original Budget (A)	Board Approved Operating Budget (B)	Actuals To Date (C)	Projected Year Totals (D)	Difference (Col B & D) (E)	% Diff Column B & D (F)
REVENUE LIMIT SOURCES								
Revenue Limit Transfers								
Unrestricted Revenue Limit Transfers - Current Year	0000	8091	0.00	0.00	0.00	0.00	0.00	0.0%
All Other Revenue Limit Transfers - Current Year	All Other	8091	0.00	0.00	0.00	0.00	0.00	0.0%
Revenue Limit Transfers - Prior Years		8099	0.00	0.00	0.00	0.00	0.00	0.0%
TOTAL, REVENUE LIMIT SOURCES			0.00	0.00	0.00	0.00	0.00	0.0%
FEDERAL REVENUE								
Child Nutrition Programs		8220	4,543,180.00	4,543,180.00	1,939,353.36	4,543,180.00	0.00	0.0%
Other Federal Revenue		8290	0.00	0.00	0.00	0.00	0.00	0.0%
TOTAL, FEDERAL REVENUE			4,543,180.00	4,543,180.00	1,939,353.36	4,543,180.00	0.00	0.0%
OTHER STATE REVENUE								
Child Nutrition Programs		8520	282,112.00	282,112.00	152,511.67	282,112.00	0.00	0.0%
All Other State Revenue		8590	0.00	0.00	0.00	0.00	0.00	0.0%
TOTAL, OTHER STATE REVENUE			282,112.00	282,112.00	152,511.67	282,112.00	0.00	0.0%
OTHER LOCAL REVENUE								
Sales								
Sale of Equipment/Supplies		8631	0.00	0.00	0.00	0.00	0.00	0.0%
Food Service Sales		8634	5,292,719.00	5,292,719.00	2,029,138.07	5,292,719.00	0.00	0.0%
Leases and Rentals		8650	0.00	0.00	0.00	0.00	0.00	0.0%
Interest		8660	2,000.00	2,000.00	1,482.40	2,000.00	0.00	0.0%
Net Increase (Decrease) in the Fair Value of Investments		8662	0.00	0.00	0.00	0.00	0.00	0.0%
Fees and Contracts								
Interagency Services		8677	0.00	0.00	0.00	0.00	0.00	0.0%
Other Local Revenue								
All Other Local Revenue		8699	42,278.00	42,278.00	10,025.85	42,278.00	0.00	0.0%
TOTAL, OTHER LOCAL REVENUE			5,336,997.00	5,336,997.00	2,040,646.32	5,336,997.00	0.00	0.0%
TOTAL, REVENUES			10,162,289.00	10,162,289.00	4,132,511.35	10,162,289.00		

Description	Resource Codes	Object Codes	Original Budget (A)	Board Approved Operating Budget (B)	Actuals To Date (C)	Projected Year Totals (D)	Difference (Col B & D) (E)	% Diff Column B & D (F)
CERTIFICATED SALARIES								
Certificated Supervisors' and Administrators' Salaries		1300	0.00	0.00	0.00	0.00	0.00	0.0%
Other Certificated Salaries		1900	0.00	0.00	0.00	0.00	0.00	0.0%
TOTAL, CERTIFICATED SALARIES			0.00	0.00	0.00	0.00	0.00	0.0%
CLASSIFIED SALARIES								
Classified Support Salaries		2200	3,223,003.00	3,223,003.00	1,465,991.86	3,223,003.00	0.00	0.0%
Classified Supervisors' and Administrators' Salaries		2300	318,891.00	318,891.00	183,850.52	318,891.00	0.00	0.0%
Clerical, Technical and Office Salaries		2400	281,155.00	281,155.00	158,591.37	281,155.00	0.00	0.0%
Other Classified Salaries		2900	0.00	0.00	0.00	0.00	0.00	0.0%
TOTAL, CLASSIFIED SALARIES			3,823,049.00	3,823,049.00	1,808,433.75	3,823,049.00	0.00	0.0%
EMPLOYEE BENEFITS								
STRS		3101-3102	0.00	0.00	0.00	0.00	0.00	0.0%
PERS		3201-3202	250,716.00	250,716.00	127,039.76	250,716.00	0.00	0.0%
OASDI/Medicare/Alternative		3301-3302	238,089.00	238,089.00	98,909.98	238,089.00	0.00	0.0%
Health and Welfare Benefits		3401-3402	655,931.00	655,931.00	340,977.20	655,931.00	0.00	0.0%
Unemployment Insurance		3501-3502	61,355.00	61,355.00	18,448.77	61,355.00	0.00	0.0%
Workers' Compensation		3601-3602	76,217.00	76,217.00	33,544.20	76,217.00	0.00	0.0%
OPEB, Allocated		3701-3702	10,289.00	10,289.00	4,528.18	10,289.00	0.00	0.0%
OPEB, Active Employees		3751-3752	17,149.00	17,149.00	7,352.52	17,149.00	0.00	0.0%
PERS Reduction		3801-3802	34,070.00	34,070.00	22,750.00	34,070.00	0.00	0.0%
Other Employee Benefits		3901-3902	5,000.00	5,000.00	2,336.71	5,000.00	0.00	0.0%
TOTAL, EMPLOYEE BENEFITS			1,348,816.00	1,348,816.00	655,887.32	1,348,816.00	0.00	0.0%
BOOKS AND SUPPLIES								
Books and Other Reference Materials		4200	0.00	0.00	0.00	0.00	0.00	0.0%
Materials and Supplies		4300	68,676.00	68,676.00	39,379.86	68,676.00	0.00	0.0%
Noncapitalized Equipment		4400	150,632.00	150,632.00	20,906.72	150,632.00	0.00	0.0%
Food		4700	3,861,670.00	3,861,670.00	2,017,596.61	3,861,670.00	0.00	0.0%
TOTAL, BOOKS AND SUPPLIES			4,080,978.00	4,080,978.00	2,077,883.19	4,080,978.00	0.00	0.0%

Description	Resource Codes	Object Codes	Original Budget (A)	Board Approved Operating Budget (B)	Actuals To Date (C)	Projected Year Totals (D)	Difference (Col B & D) (E)	% Diff Column B & D (F)
SERVICES AND OTHER OPERATING EXPENDITURES								
Subagreements for Services		5100	0.00	0.00	0.00	0.00	0.00	0.0%
Travel and Conferences		5200	1,109.00	1,109.00	1,022.24	1,109.00	0.00	0.0%
Dues and Memberships		5300	175.00	175.00	156.75	175.00	0.00	0.0%
Insurance		5400-5450	0.00	0.00	0.00	0.00	0.00	0.0%
Operations and Housekeeping Services		5500	0.00	0.00	0.00	0.00	0.00	0.0%
Rentals, Leases, Repairs, and Noncapitalized Improvements		5600	144,782.00	144,782.00	102,638.92	144,782.00	0.00	0.0%
Transfers of Direct Costs		5710	0.00	0.00	0.00	0.00	0.00	0.0%
Transfers of Direct Costs - Interfund		5750	205,679.00	205,679.00	3,215.05	205,679.00	0.00	0.0%
Professional/Consulting Services and Operating Expenditures		5800	70,762.00	70,762.00	17,441.07	70,762.00	0.00	0.0%
Communications		5900	6,239.00	6,239.00	1,647.82	6,239.00	0.00	0.0%
TOTAL, SERVICES AND OTHER OPERATING EXPENDITURES			428,746.00	428,746.00	126,121.85	428,746.00	0.00	0.0%
CAPITAL OUTLAY								
Buildings and Improvements of Buildings		6200	0.00	0.00	0.00	0.00	0.00	0.0%
Equipment		6400	20,000.00	20,000.00	0.00	20,000.00	0.00	0.0%
Equipment Replacement		6500	0.00	0.00	0.00	0.00	0.00	0.0%
TOTAL, CAPITAL OUTLAY			20,000.00	20,000.00	0.00	20,000.00	0.00	0.0%
OTHER OUTGO (excluding Transfers of Indirect Costs)								
Debt Service								
Debt Service - Interest		7438	0.00	0.00	0.00	0.00	0.00	0.0%
Other Debt Service - Principal		7439	0.00	0.00	0.00	0.00	0.00	0.0%
TOTAL, OTHER OUTGO (excluding Transfers of Indirect Costs)			0.00	0.00	0.00	0.00	0.00	0.0%
OTHER OUTGO - TRANSFERS OF INDIRECT COSTS								
Transfers of Indirect Costs - Interfund		7350	349,600.00	349,600.00	155,753.93	349,600.00	0.00	0.0%
TOTAL, OTHER OUTGO - TRANSFERS OF INDIRECT COSTS			349,600.00	349,600.00	155,753.93	349,600.00	0.00	0.0%
TOTAL, EXPENDITURES			10,051,189.00	10,051,189.00	4,824,080.04	10,051,189.00		

Description	Resource Codes	Object Codes	Original Budget (A)	Board Approved Operating Budget (B)	Actuals To Date (C)	Projected Year Totals (D)	Difference (Col B & D) (E)	% Diff Column B & D (F)
INTERFUND TRANSFERS								
INTERFUND TRANSFERS IN								
From: General Fund		8916	0.00	0.00	0.00	0.00	0.00	0.0%
Other Authorized Interfund Transfers In		8919	0.00	0.00	0.00	0.00	0.00	0.0%
(a) TOTAL, INTERFUND TRANSFERS IN			0.00	0.00	0.00	0.00	0.00	0.0%
INTERFUND TRANSFERS OUT								
Other Authorized Interfund Transfers Out		7619	0.00	0.00	0.00	0.00	0.00	0.0%
(b) TOTAL, INTERFUND TRANSFERS OUT			0.00	0.00	0.00	0.00	0.00	0.0%
OTHER SOURCES/USES								
SOURCES								
Other Sources								
Transfers from Funds of Lapsed/Reorganized LEAs		8965	0.00	0.00	0.00	0.00	0.00	0.0%
Long-Term Debt Proceeds								
Proceeds from Capital Leases		8972	0.00	0.00	0.00	0.00	0.00	0.0%
All Other Financing Sources		8979	0.00	0.00	0.00	0.00	0.00	0.0%
(c) TOTAL, SOURCES			0.00	0.00	0.00	0.00	0.00	0.0%
USES								
Transfers of Funds from Lapsed/Reorganized LEAs		7651	0.00	0.00	0.00	0.00	0.00	0.0%
All Other Financing Uses		7699	0.00	0.00	0.00	0.00	0.00	0.0%
(d) TOTAL, USES			0.00	0.00	0.00	0.00	0.00	0.0%
CONTRIBUTIONS								
Contributions from Unrestricted Revenues		8980	0.00	0.00	0.00	0.00	0.00	0.0%
Contributions from Restricted Revenues		8990	0.00	0.00	0.00	0.00	0.00	0.0%
Transfers of Restricted Balances		8997	0.00	0.00	0.00	0.00	0.00	0.0%
(e) TOTAL, CONTRIBUTIONS			0.00	0.00	0.00	0.00	0.00	0.0%
TOTAL, OTHER FINANCING SOURCES/USES (a - b + c - d + e)			0.00	0.00	0.00	0.00		

Resource	Description	2012/13 Projected Year Totals
5310	Child Nutrition: School Programs (e.g., School Lunch, School	3,304,968.00
Total, Restricted Balance		3,304,968.00

Description	Resource Codes	Object Codes	Original Budget (A)	Board Approved Operating Budget (B)	Actuals To Date (C)	Projected Year Totals (D)	Difference (Col B & D) (E)	% Diff Column B & D (F)
A. REVENUES								
1) Revenue Limit Sources		8010-8099	0.00	0.00	0.00	0.00	0.00	0.0%
2) Federal Revenue		8100-8299	0.00	0.00	0.00	0.00	0.00	0.0%
3) Other State Revenue		8300-8599	1,815,523.00	1,815,523.00	0.00	1,815,523.00	0.00	0.0%
4) Other Local Revenue		8600-8799	4,000.00	4,000.00	1,919.20	4,000.00	0.00	0.0%
5) TOTAL, REVENUES			1,819,523.00	1,819,523.00	1,919.20	1,819,523.00		
B. EXPENDITURES								
1) Certificated Salaries		1000-1999	0.00	0.00	0.00	0.00	0.00	0.0%
2) Classified Salaries		2000-2999	116,785.00	108,543.00	50,991.16	108,543.00	0.00	0.0%
3) Employee Benefits		3000-3999	47,574.00	45,616.00	20,394.65	45,616.00	0.00	0.0%
4) Books and Supplies		4000-4999	54,214.00	54,214.00	0.00	54,214.00	0.00	0.0%
5) Services and Other Operating Expenditures		5000-5999	400,950.00	400,950.00	0.00	400,950.00	0.00	0.0%
6) Capital Outlay		6000-6999	0.00	0.00	0.00	0.00	0.00	0.0%
7) Other Outgo (excluding Transfers of Indirect Costs)		7100-7299, 7400-7499	0.00	0.00	0.00	0.00	0.00	0.0%
8) Other Outgo - Transfers of Indirect Costs		7300-7399	0.00	0.00	0.00	0.00	0.00	0.0%
9) TOTAL, EXPENDITURES			619,523.00	609,323.00	71,385.81	609,323.00		
C. EXCESS (DEFICIENCY) OF REVENUES OVER EXPENDITURES BEFORE OTHER FINANCING SOURCES AND USES (A5 - B9			1,200,000.00	1,210,200.00	(69,466.61)	1,210,200.00		
D. OTHER FINANCING SOURCES/USES								
1) Interfund Transfers								
a) Transfers In		8900-8929	0.00	0.00	0.00	0.00	0.00	0.0%
b) Transfers Out		7600-7629	1,200,000.00	1,200,000.00	0.00	1,200,000.00	0.00	0.0%
2) Other Sources/Uses								
a) Sources		8930-8979	0.00	0.00	0.00	0.00	0.00	0.0%
b) Uses		7630-7699	0.00	0.00	0.00	0.00	0.00	0.0%
3) Contributions		8980-8999	0.00	0.00	0.00	0.00	0.00	0.0%
4) TOTAL, OTHER FINANCING SOURCES/USES			(1,200,000.00)	(1,200,000.00)	0.00	(1,200,000.00)		

Description	Resource Codes	Object Codes	Original Budget (A)	Board Approved Operating Budget (B)	Actuals To Date (C)	Projected Year Totals (D)	Difference (Col B & D) (E)	% Diff Column B & D (F)
E. NET INCREASE (DECREASE) IN FUND BALANCE (C + D4)			0.00	10,200.00	(69,466.61)	10,200.00		
F. FUND BALANCE, RESERVES								
1) Beginning Fund Balance								
a) As of July 1 - Unaudited		9791	918,537.00	1,095,498.00		1,095,498.00	0.00	0.0%
b) Audit Adjustments		9793	0.00	0.00		0.00	0.00	0.0%
c) As of July 1 - Audited (F1a + F1b)			918,537.00	1,095,498.00		1,095,498.00		
d) Other Restatements		9795	0.00	0.00		0.00	0.00	0.0%
e) Adjusted Beginning Balance (F1c + F1d)			918,537.00	1,095,498.00		1,095,498.00		
2) Ending Balance, June 30 (E + F1e)			918,537.00	1,105,698.00		1,105,698.00		
Components of Ending Fund Balance								
a) Nonspendable								
Revolving Cash		9711	0.00	0.00		0.00		
Stores		9712	0.00	0.00		0.00		
Prepaid Expenditures		9713	0.00	0.00		0.00		
All Others		9719	0.00	0.00		0.00		
b) Restricted		9740	0.00	0.00		0.00		
c) Committed								
Stabilization Arrangements		9750	0.00	0.00		0.00		
Other Committments		9760	0.00	0.00		0.00		
d) Assigned								
Other Assignments		9780	918,537.00	1,105,698.00		1,105,698.00		
e) Unassigned/Unappropriated								
Reserve for Economic Uncertainties		9789	0.00	0.00		0.00		
Unassigned/Unappropriated Amount		9790	0.00	0.00		0.00		

Description	Resource Codes	Object Codes	Original Budget (A)	Board Approved Operating Budget (B)	Actuals To Date (C)	Projected Year Totals (D)	Difference (Col B & D) (E)	% Diff Column B & D (F)
OTHER STATE REVENUE								
All Other State Revenue		8590	1,815,523.00	1,815,523.00	0.00	1,815,523.00	0.00	0.0%
TOTAL, OTHER STATE REVENUE			1,815,523.00	1,815,523.00	0.00	1,815,523.00	0.00	0.0%
OTHER LOCAL REVENUE								
Sales								
Sale of Equipment/Supplies		8631	0.00	0.00	0.00	0.00	0.00	0.0%
Interest		8660	4,000.00	4,000.00	1,919.20	4,000.00	0.00	0.0%
Net Increase (Decrease) in the Fair Value of Investments		8662	0.00	0.00	0.00	0.00	0.00	0.0%
Other Local Revenue								
All Other Local Revenue		8699	0.00	0.00	0.00	0.00	0.00	0.0%
All Other Transfers In from All Others		8799	0.00	0.00	0.00	0.00	0.00	0.0%
TOTAL, OTHER LOCAL REVENUE			4,000.00	4,000.00	1,919.20	4,000.00	0.00	0.0%
TOTAL, REVENUES			1,819,523.00	1,819,523.00	1,919.20	1,819,523.00		

Description	Resource Codes	Object Codes	Original Budget (A)	Board Approved Operating Budget (B)	Actuals To Date (C)	Projected Year Totals (D)	Difference (Col B & D) (E)	% Diff Column B & D (F)
CLASSIFIED SALARIES								
Classified Support Salaries		2200	116,785.00	108,543.00	50,991.16	108,543.00	0.00	0.0%
Other Classified Salaries		2900	0.00	0.00	0.00	0.00	0.00	0.0%
TOTAL, CLASSIFIED SALARIES			116,785.00	108,543.00	50,991.16	108,543.00	0.00	0.0%
EMPLOYEE BENEFITS								
STRS		3101-3102	0.00	0.00	0.00	0.00	0.00	0.0%
PERS		3201-3202	13,333.00	12,392.00	5,793.84	12,392.00	0.00	0.0%
OASDI/Medicare/Alternative		3301-3302	8,852.00	8,304.00	3,888.92	8,304.00	0.00	0.0%
Health and Welfare Benefits		3401-3402	18,775.00	18,774.00	7,899.72	18,774.00	0.00	0.0%
Unemployment Insurance		3501-3502	1,285.00	1,194.00	560.88	1,194.00	0.00	0.0%
Workers' Compensation		3601-3602	2,336.00	2,171.00	1,019.78	2,171.00	0.00	0.0%
OPEB, Allocated		3701-3702	315.00	293.00	137.72	293.00	0.00	0.0%
OPEB, Active Employees		3751-3752	526.00	488.00	228.37	488.00	0.00	0.0%
PERS Reduction		3801-3802	1,872.00	1,740.00	813.50	1,740.00	0.00	0.0%
Other Employee Benefits		3901-3902	280.00	260.00	51.92	260.00	0.00	0.0%
TOTAL, EMPLOYEE BENEFITS			47,574.00	45,616.00	20,394.65	45,616.00	0.00	0.0%
BOOKS AND SUPPLIES								
Books and Other Reference Materials		4200	0.00	0.00	0.00	0.00	0.00	0.0%
Materials and Supplies		4300	54,214.00	54,214.00	0.00	54,214.00	0.00	0.0%
Noncapitalized Equipment		4400	0.00	0.00	0.00	0.00	0.00	0.0%
TOTAL, BOOKS AND SUPPLIES			54,214.00	54,214.00	0.00	54,214.00	0.00	0.0%
SERVICES AND OTHER OPERATING EXPENDITURES								
Subagreements for Services		5100	0.00	0.00	0.00	0.00	0.00	0.0%
Travel and Conferences		5200	0.00	0.00	0.00	0.00	0.00	0.0%
Rentals, Leases, Repairs, and Noncapitalized Improvements		5600	400,000.00	400,000.00	0.00	400,000.00	0.00	0.0%
Transfers of Direct Costs		5710	0.00	0.00	0.00	0.00	0.00	0.0%
Transfers of Direct Costs - Interfund		5750	0.00	0.00	0.00	0.00	0.00	0.0%
Professional/Consulting Services and Operating Expenditures		5800	950.00	950.00	0.00	950.00	0.00	0.0%
TOTAL, SERVICES AND OTHER OPERATING EXPENDITURES			400,950.00	400,950.00	0.00	400,950.00	0.00	0.0%
CAPITAL OUTLAY								
Land Improvements		6170	0.00	0.00	0.00	0.00	0.00	0.0%
Buildings and Improvements of Buildings		6200	0.00	0.00	0.00	0.00	0.00	0.0%
Equipment		6400	0.00	0.00	0.00	0.00	0.00	0.0%
Equipment Replacement		6500	0.00	0.00	0.00	0.00	0.00	0.0%
TOTAL, CAPITAL OUTLAY			0.00	0.00	0.00	0.00	0.00	0.0%
OTHER OUTGO (excluding Transfers of Indirect Costs)								
Debt Service								
Debt Service - Interest		7438	0.00	0.00	0.00	0.00	0.00	0.0%
Other Debt Service - Principal		7439	0.00	0.00	0.00	0.00	0.00	0.0%
TOTAL, OTHER OUTGO (excluding Transfers of Indirect Costs)			0.00	0.00	0.00	0.00	0.00	0.0%
TOTAL, EXPENDITURES			619,523.00	609,323.00	71,385.81	609,323.00		

Description	Resource Codes	Object Codes	Original Budget (A)	Board Approved Operating Budget (B)	Actuals To Date (C)	Projected Year Totals (D)	Difference (Col B & D) (E)	% Diff Column B & D (F)
INTERFUND TRANSFERS								
INTERFUND TRANSFERS IN								
From: General, Special Reserve, & Building Funds		8915	0.00	0.00	0.00	0.00	0.00	0.0%
Other Authorized Interfund Transfers In		8919	0.00	0.00	0.00	0.00	0.00	0.0%
(a) TOTAL, INTERFUND TRANSFERS IN			0.00	0.00	0.00	0.00	0.00	0.0%
INTERFUND TRANSFERS OUT								
Other Authorized Interfund Transfers Out		7619	1,200,000.00	1,200,000.00	0.00	1,200,000.00	0.00	0.0%
(b) TOTAL, INTERFUND TRANSFERS OUT			1,200,000.00	1,200,000.00	0.00	1,200,000.00	0.00	0.0%
OTHER SOURCES/USES								
SOURCES								
Other Sources								
Transfers from Funds of Lapsed/Reorganized LEAs		8965	0.00	0.00	0.00	0.00	0.00	0.0%
Long-Term Debt Proceeds								
Proceeds from Capital Leases		8972	0.00	0.00	0.00	0.00	0.00	0.0%
All Other Financing Sources		8979	0.00	0.00	0.00	0.00	0.00	0.0%
(c) TOTAL, SOURCES			0.00	0.00	0.00	0.00	0.00	0.0%
USES								
Transfers of Funds from Lapsed/Reorganized LEAs		7651	0.00	0.00	0.00	0.00	0.00	0.0%
All Other Financing Uses		7699	0.00	0.00	0.00	0.00	0.00	0.0%
(d) TOTAL, USES			0.00	0.00	0.00	0.00	0.00	0.0%
CONTRIBUTIONS								
Contributions from Unrestricted Revenues		8980	0.00	0.00	0.00	0.00	0.00	0.0%
Contributions from Restricted Revenues		8990	0.00	0.00	0.00	0.00	0.00	0.0%
Transfers of Restricted Balances		8997	0.00	0.00	0.00	0.00	0.00	0.0%
(e) TOTAL, CONTRIBUTIONS			0.00	0.00	0.00	0.00	0.00	0.0%
TOTAL, OTHER FINANCING SOURCES/USES (a - b + c - d + e)			(1,200,000.00)	(1,200,000.00)	0.00	(1,200,000.00)		

Resource	Description	2012/13 Projected Year Totals
	Total, Restricted Balance	0.00

Description	Resource Codes	Object Codes	Original Budget (A)	Board Approved Operating Budget (B)	Actuals To Date (C)	Projected Year Totals (D)	Difference (Col B & D) (E)	% Diff Column B & D (F)
A. REVENUES								
1) Revenue Limit Sources		8010-8099	0.00	0.00	0.00	0.00	0.00	0.0%
2) Federal Revenue		8100-8299	0.00	0.00	0.00	0.00	0.00	0.0%
3) Other State Revenue		8300-8599	0.00	0.00	0.00	0.00	0.00	0.0%
4) Other Local Revenue		8600-8799	400.00	400.00	139.63	400.00	0.00	0.0%
5) TOTAL, REVENUES			400.00	400.00	139.63	400.00		
B. EXPENDITURES								
1) Certificated Salaries		1000-1999	0.00	0.00	0.00	0.00	0.00	0.0%
2) Classified Salaries		2000-2999	0.00	0.00	0.00	0.00	0.00	0.0%
3) Employee Benefits		3000-3999	0.00	0.00	0.00	0.00	0.00	0.0%
4) Books and Supplies		4000-4999	0.00	0.00	0.00	0.00	0.00	0.0%
5) Services and Other Operating Expenditures		5000-5999	0.00	0.00	0.00	0.00	0.00	0.0%
6) Capital Outlay		6000-6999	0.00	0.00	0.00	0.00	0.00	0.0%
7) Other Outgo (excluding Transfers of Indirect Costs)		7100-7299, 7400-7499	0.00	0.00	0.00	0.00	0.00	0.0%
8) Other Outgo - Transfers of Indirect Costs		7300-7399	0.00	0.00	0.00	0.00	0.00	0.0%
9) TOTAL, EXPENDITURES			0.00	0.00	0.00	0.00		
C. EXCESS (DEFICIENCY) OF REVENUES OVER EXPENDITURES BEFORE OTHER FINANCING SOURCES AND USES (A5 - B9)			400.00	400.00	139.63	400.00		
D. OTHER FINANCING SOURCES/USES								
1) Interfund Transfers								
a) Transfers In		8900-8929	0.00	0.00	0.00	0.00	0.00	0.0%
b) Transfers Out		7600-7629	0.00	0.00	0.00	0.00	0.00	0.0%
2) Other Sources/Uses								
a) Sources		8930-8979	0.00	0.00	0.00	0.00	0.00	0.0%
b) Uses		7630-7699	0.00	0.00	0.00	0.00	0.00	0.0%
3) Contributions		8980-8999	0.00	0.00	0.00	0.00	0.00	0.0%
4) TOTAL, OTHER FINANCING SOURCES/USES			0.00	0.00	0.00	0.00		

Description	Resource Codes	Object Codes	Original Budget (A)	Board Approved Operating Budget (B)	Actuals To Date (C)	Projected Year Totals (D)	Difference (Col B & D) (E)	% Diff Column B & D (F)
E. NET INCREASE (DECREASE) IN FUND BALANCE (C + D4)			400.00	400.00	139.63	400.00		
F. FUND BALANCE, RESERVES								
1) Beginning Fund Balance								
a) As of July 1 - Unaudited		9791	78,064.00	78,121.00		78,121.00	0.00	0.0%
b) Audit Adjustments		9793	0.00	0.00		0.00	0.00	0.0%
c) As of July 1 - Audited (F1a + F1b)			78,064.00	78,121.00		78,121.00		
d) Other Restatements		9795	0.00	0.00		0.00	0.00	0.0%
e) Adjusted Beginning Balance (F1c + F1d)			78,064.00	78,121.00		78,121.00		
2) Ending Balance, June 30 (E + F1e)			78,464.00	78,521.00		78,521.00		
Components of Ending Fund Balance								
a) Nonspendable								
Revolving Cash		9711	0.00	0.00		0.00		
Stores		9712	0.00	0.00		0.00		
Prepaid Expenditures		9713	0.00	0.00		0.00		
All Others		9719	0.00	0.00		0.00		
b) Restricted		9740	0.00	0.00		0.00		
c) Committed								
Stabilization Arrangements		9750	0.00	0.00		0.00		
Other Committments		9760	0.00	0.00		0.00		
d) Assigned								
Other Assignments		9780	78,464.00	78,521.00		78,521.00		
e) Unassigned/Unappropriated								
Reserve for Economic Uncertainties		9789	0.00	0.00		0.00		
Unassigned/Unappropriated Amount		9790	0.00	0.00		0.00		

Description	Resource Codes	Object Codes	Original Budget (A)	Board Approved Operating Budget (B)	Actuals To Date (C)	Projected Year Totals (D)	Difference (Col B & D) (E)	% Diff Column B & D (F)
OTHER LOCAL REVENUE								
Interest		8660	400.00	400.00	139.63	400.00	0.00	0.0%
Net Increase (Decrease) in the Fair Value of Investments		8662	0.00	0.00	0.00	0.00	0.00	0.0%
TOTAL, OTHER LOCAL REVENUE			400.00	400.00	139.63	400.00	0.00	0.0%
TOTAL, REVENUES			400.00	400.00	139.63	400.00		
INTERFUND TRANSFERS								
INTERFUND TRANSFERS IN								
From: General Fund/CSSF		8912	0.00	0.00	0.00	0.00	0.00	0.0%
Other Authorized Interfund Transfers In		8919	0.00	0.00	0.00	0.00	0.00	0.0%
(a) TOTAL, INTERFUND TRANSFERS IN			0.00	0.00	0.00	0.00	0.00	0.0%
INTERFUND TRANSFERS OUT								
To: General Fund/CSSF		7612	0.00	0.00	0.00	0.00	0.00	0.0%
To: State School Building Fund/ County School Facilities Fund		7613	0.00	0.00	0.00	0.00	0.00	0.0%
To: Deferred Maintenance Fund		7615	0.00	0.00	0.00	0.00	0.00	0.0%
Other Authorized Interfund Transfers Out		7619	0.00	0.00	0.00	0.00	0.00	0.0%
(b) TOTAL, INTERFUND TRANSFERS OUT			0.00	0.00	0.00	0.00	0.00	0.0%
OTHER SOURCES/USES								
SOURCES								
Other Sources								
Transfers from Funds of Lapsed/Reorganized LEAs		8965	0.00	0.00	0.00	0.00	0.00	0.0%
(c) TOTAL, SOURCES			0.00	0.00	0.00	0.00	0.00	0.0%
USES								
Transfers of Funds from Lapsed/Reorganized LEAs		7651	0.00	0.00	0.00	0.00	0.00	0.0%
(d) TOTAL, USES			0.00	0.00	0.00	0.00	0.00	0.0%
CONTRIBUTIONS								
Contributions from Restricted Revenues		8990	0.00	0.00	0.00	0.00	0.00	0.0%
(e) TOTAL, CONTRIBUTIONS			0.00	0.00	0.00	0.00	0.00	0.0%
TOTAL, OTHER FINANCING SOURCES/USES (a - b + c - d + e)			0.00	0.00	0.00	0.00		

Resource	Description	2012/13 Projected Year Totals
	Total, Restricted Balance	0.00

Description	Resource Codes	Object Codes	Original Budget (A)	Board Approved Operating Budget (B)	Actuals To Date (C)	Projected Year Totals (D)	Difference (Col B & D) (E)	% Diff Column B & D (F)
A. REVENUES								
1) Revenue Limit Sources		8010-8099	0.00	0.00	0.00	0.00	0.00	0.0%
2) Federal Revenue		8100-8299	0.00	0.00	0.00	0.00	0.00	0.0%
3) Other State Revenue		8300-8599	0.00	0.00	0.00	0.00	0.00	0.0%
4) Other Local Revenue		8600-8799	30,000.00	30,000.00	9,074.84	30,000.00	0.00	0.0%
5) TOTAL, REVENUES			30,000.00	30,000.00	9,074.84	30,000.00		
B. EXPENDITURES								
1) Certificated Salaries		1000-1999	0.00	0.00	0.00	0.00	0.00	0.0%
2) Classified Salaries		2000-2999	0.00	0.00	0.00	0.00	0.00	0.0%
3) Employee Benefits		3000-3999	0.00	0.00	0.00	0.00	0.00	0.0%
4) Books and Supplies		4000-4999	0.00	0.00	0.00	0.00	0.00	0.0%
5) Services and Other Operating Expenditures		5000-5999	4,490.00	4,490.00	45,770.00	264,490.00	(260,000.00)	-5790.6%
6) Capital Outlay		6000-6999	76,000.00	76,000.00	6,822.60	86,000.00	(10,000.00)	-13.2%
7) Other Outgo (excluding Transfers of Indirect Costs)		7100-7299, 7400-7499	0.00	0.00	0.00	0.00	0.00	0.0%
8) Other Outgo - Transfers of Indirect Costs		7300-7399	0.00	0.00	0.00	0.00	0.00	0.0%
9) TOTAL, EXPENDITURES			80,490.00	80,490.00	52,592.60	350,490.00		
C. EXCESS (DEFICIENCY) OF REVENUES OVER EXPENDITURES BEFORE OTHER FINANCING SOURCES AND USES (A5 - B9)			(50,490.00)	(50,490.00)	(43,517.76)	(320,490.00)		
D. OTHER FINANCING SOURCES/USES								
1) Interfund Transfers								
a) Transfers In		8900-8929	0.00	0.00	0.00	0.00	0.00	0.0%
b) Transfers Out		7600-7629	0.00	0.00	0.00	0.00	0.00	0.0%
2) Other Sources/Uses								
a) Sources		8930-8979	0.00	0.00	0.00	0.00	0.00	0.0%
b) Uses		7630-7699	0.00	0.00	0.00	0.00	0.00	0.0%
3) Contributions		8980-8999	0.00	0.00	0.00	0.00	0.00	0.0%
4) TOTAL, OTHER FINANCING SOURCES/USES			0.00	0.00	0.00	0.00		

Description	Resource Codes	Object Codes	Original Budget (A)	Board Approved Operating Budget (B)	Actuals To Date (C)	Projected Year Totals (D)	Difference (Col B & D) (E)	% Diff Column B & D (F)
E. NET INCREASE (DECREASE) IN FUND BALANCE (C + D4)			(50,490.00)	(50,490.00)	(43,517.76)	(320,490.00)		
F. FUND BALANCE, RESERVES								
1) Beginning Fund Balance								
a) As of July 1 - Unaudited		9791	5,048,706.00	5,099,893.00		5,099,893.00	0.00	0.0%
b) Audit Adjustments		9793	0.00	0.00		0.00	0.00	0.0%
c) As of July 1 - Audited (F1a + F1b)			5,048,706.00	5,099,893.00		5,099,893.00		
d) Other Restatements		9795	0.00	0.00		0.00	0.00	0.0%
e) Adjusted Beginning Balance (F1c + F1d)			5,048,706.00	5,099,893.00		5,099,893.00		
2) Ending Balance, June 30 (E + F1e)			4,998,216.00	5,049,403.00		4,779,403.00		
Components of Ending Fund Balance								
a) Nonspendable								
Revolving Cash		9711	0.00	0.00		0.00		
Stores		9712	0.00	0.00		0.00		
Prepaid Expenditures		9713	0.00	0.00		0.00		
All Others		9719	0.00	0.00		0.00		
b) Legally Restricted Balance		9740	4,998,216.00	5,049,403.00		4,779,403.00		
c) Committed								
Stabilization Arrangements		9750	0.00	0.00		0.00		
Other Commitments		9760	0.00	0.00		0.00		
d) Assigned								
Other Assignments		9780	0.00	0.00		0.00		
e) Unassigned/Unappropriated								
Reserve for Economic Uncertainties		9789	0.00	0.00		0.00		
Unassigned/Unappropriated Amount		9790	0.00	0.00		0.00		

Description	Resource Codes	Object Codes	Original Budget (A)	Board Approved Operating Budget (B)	Actuals To Date (C)	Projected Year Totals (D)	Difference (Col B & D) (E)	% Diff Column B & D (F)
FEDERAL REVENUE								
FEMA		8281	0.00	0.00	0.00	0.00	0.00	0.0%
Other Federal Revenue		8290	0.00	0.00	0.00	0.00	0.00	0.0%
TOTAL, FEDERAL REVENUE			0.00	0.00	0.00	0.00	0.00	0.0%
OTHER STATE REVENUE								
Tax Relief Subventions Restricted Levies - Other								
Homeowners' Exemptions		8575	0.00	0.00	0.00	0.00	0.00	0.0%
Other Subventions/In-Lieu Taxes		8576	0.00	0.00	0.00	0.00	0.00	0.0%
All Other State Revenue		8590	0.00	0.00	0.00	0.00	0.00	0.0%
TOTAL, OTHER STATE REVENUE			0.00	0.00	0.00	0.00	0.00	0.0%
OTHER LOCAL REVENUE								
County and District Taxes								
Other Restricted Levies Secured Roll		8615	0.00	0.00	0.00	0.00	0.00	0.0%
Unsecured Roll		8616	0.00	0.00	0.00	0.00	0.00	0.0%
Prior Years' Taxes		8617	0.00	0.00	0.00	0.00	0.00	0.0%
Supplemental Taxes		8618	0.00	0.00	0.00	0.00	0.00	0.0%
Non-Ad Valorem Taxes Parcel Taxes		8621	0.00	0.00	0.00	0.00	0.00	0.0%
Other		8622	0.00	0.00	0.00	0.00	0.00	0.0%
Community Redevelopment Funds Not Subject to RL Deduction		8625	0.00	0.00	0.00	0.00	0.00	0.0%
Penalties and Interest from Delinquent Non-Revenue Limit Taxes		8629	0.00	0.00	0.00	0.00	0.00	0.0%
Sales Sale of Equipment/Supplies		8631	0.00	0.00	0.00	0.00	0.00	0.0%
Leases and Rentals		8650	0.00	0.00	0.00	0.00	0.00	0.0%
Interest		8660	30,000.00	30,000.00	9,074.84	30,000.00	0.00	0.0%
Net Increase (Decrease) in the Fair Value of Investments		8662	0.00	0.00	0.00	0.00	0.00	0.0%
Other Local Revenue								
All Other Local Revenue		8699	0.00	0.00	0.00	0.00	0.00	0.0%
All Other Transfers In from All Others		8799	0.00	0.00	0.00	0.00	0.00	0.0%
TOTAL, OTHER LOCAL REVENUE			30,000.00	30,000.00	9,074.84	30,000.00	0.00	0.0%
TOTAL, REVENUES			30,000.00	30,000.00	9,074.84	30,000.00		

Description	Resource Codes	Object Codes	Original Budget (A)	Board Approved Operating Budget (B)	Actuals To Date (C)	Projected Year Totals (D)	Difference (Col B & D) (E)	% Diff Column B & D (F)
CLASSIFIED SALARIES								
Classified Support Salaries		2200	0.00	0.00	0.00	0.00	0.00	0.0%
Classified Supervisors' and Administrators' Salaries		2300	0.00	0.00	0.00	0.00	0.00	0.0%
Clerical, Technical and Office Salaries		2400	0.00	0.00	0.00	0.00	0.00	0.0%
Other Classified Salaries		2900	0.00	0.00	0.00	0.00	0.00	0.0%
TOTAL, CLASSIFIED SALARIES			0.00	0.00	0.00	0.00	0.00	0.0%
EMPLOYEE BENEFITS								
STRS		3101-3102	0.00	0.00	0.00	0.00	0.00	0.0%
PERS		3201-3202	0.00	0.00	0.00	0.00	0.00	0.0%
OASDI/Medicare/Alternative		3301-3302	0.00	0.00	0.00	0.00	0.00	0.0%
Health and Welfare Benefits		3401-3402	0.00	0.00	0.00	0.00	0.00	0.0%
Unemployment Insurance		3501-3502	0.00	0.00	0.00	0.00	0.00	0.0%
Workers' Compensation		3601-3602	0.00	0.00	0.00	0.00	0.00	0.0%
OPEB, Allocated		3701-3702	0.00	0.00	0.00	0.00	0.00	0.0%
OPEB, Active Employees		3751-3752	0.00	0.00	0.00	0.00	0.00	0.0%
PERS Reduction		3801-3802	0.00	0.00	0.00	0.00	0.00	0.0%
Other Employee Benefits		3901-3902	0.00	0.00	0.00	0.00	0.00	0.0%
TOTAL, EMPLOYEE BENEFITS			0.00	0.00	0.00	0.00	0.00	0.0%
BOOKS AND SUPPLIES								
Books and Other Reference Materials		4200	0.00	0.00	0.00	0.00	0.00	0.0%
Materials and Supplies		4300	0.00	0.00	0.00	0.00	0.00	0.0%
Noncapitalized Equipment		4400	0.00	0.00	0.00	0.00	0.00	0.0%
TOTAL, BOOKS AND SUPPLIES			0.00	0.00	0.00	0.00	0.00	0.0%
SERVICES AND OTHER OPERATING EXPENDITURES								
Subagreements for Services		5100	0.00	0.00	0.00	0.00	0.00	0.0%
Travel and Conferences		5200	0.00	0.00	0.00	0.00	0.00	0.0%
Insurance		5400-5450	0.00	0.00	0.00	0.00	0.00	0.0%
Operations and Housekeeping Services		5500	0.00	0.00	0.00	0.00	0.00	0.0%
Rentals, Leases, Repairs, and Noncapitalized Improvements		5600	0.00	0.00	0.00	0.00	0.00	0.0%
Transfers of Direct Costs		5710	0.00	0.00	0.00	0.00	0.00	0.0%
Transfers of Direct Costs - Interfund		5750	0.00	0.00	0.00	0.00	0.00	0.0%
Professional/Consulting Services and Operating Expenditures		5800	4,490.00	4,490.00	45,770.00	264,490.00	(260,000.00)	-5790.6%
Communications		5900	0.00	0.00	0.00	0.00	0.00	0.0%
TOTAL, SERVICES AND OTHER OPERATING EXPENDITURES			4,490.00	4,490.00	45,770.00	264,490.00	(260,000.00)	-5790.6%

Description	Resource Codes	Object Codes	Original Budget (A)	Board Approved Operating Budget (B)	Actuals To Date (C)	Projected Year Totals (D)	Difference (Col B & D) (E)	% Diff Column B & D (F)
CAPITAL OUTLAY								
Land		6100	0.00	0.00	0.00	0.00	0.00	0.0%
Land Improvements		6170	0.00	0.00	0.00	0.00	0.00	0.0%
Buildings and Improvements of Buildings		6200	76,000.00	76,000.00	6,822.60	86,000.00	(10,000.00)	-13.2%
Books and Media for New School Libraries or Major Expansion of School Libraries		6300	0.00	0.00	0.00	0.00	0.00	0.0%
Equipment		6400	0.00	0.00	0.00	0.00	0.00	0.0%
Equipment Replacement		6500	0.00	0.00	0.00	0.00	0.00	0.0%
TOTAL, CAPITAL OUTLAY			76,000.00	76,000.00	6,822.60	86,000.00	(10,000.00)	-13.2%
OTHER OUTGO (excluding Transfers of Indirect Costs)								
Other Transfers Out								
All Other Transfers Out to All Others		7299	0.00	0.00	0.00	0.00	0.00	0.0%
Debt Service								
Repayment of State School Building Fund Aid - Proceeds from Bonds		7435	0.00	0.00	0.00	0.00	0.00	0.0%
Debt Service - Interest		7438	0.00	0.00	0.00	0.00	0.00	0.0%
Other Debt Service - Principal		7439	0.00	0.00	0.00	0.00	0.00	0.0%
TOTAL, OTHER OUTGO (excluding Transfers of Indirect Costs)			0.00	0.00	0.00	0.00	0.00	0.0%
TOTAL, EXPENDITURES			80,490.00	80,490.00	52,592.60	350,490.00		

Description	Resource Codes	Object Codes	Original Budget (A)	Board Approved Operating Budget (B)	Actuals To Date (C)	Projected Year Totals (D)	Difference (Col B & D) (E)	% Diff Column B & D (F)
INTERFUND TRANSFERS								
INTERFUND TRANSFERS IN								
Other Authorized Interfund Transfers In		8919	0.00	0.00	0.00	0.00	0.00	0.0%
(a) TOTAL, INTERFUND TRANSFERS IN			0.00	0.00	0.00	0.00	0.00	0.0%
INTERFUND TRANSFERS OUT								
To: State School Building Fund/ County School Facilities Fund		7613	0.00	0.00	0.00	0.00	0.00	0.0%
To: Deferred Maintenance Fund		7615	0.00	0.00	0.00	0.00	0.00	0.0%
Other Authorized Interfund Transfers Out		7619	0.00	0.00	0.00	0.00	0.00	0.0%
(b) TOTAL, INTERFUND TRANSFERS OUT			0.00	0.00	0.00	0.00	0.00	0.0%
OTHER SOURCES/USES								
SOURCES								
Proceeds								
Proceeds from Sale of Bonds		8951	0.00	0.00	0.00	0.00	0.00	0.0%
Proceeds from Sale/Lease-Purchase of Land/Buildings		8953	0.00	0.00	0.00	0.00	0.00	0.0%
Other Sources								
County School Building Aid		8961	0.00	0.00	0.00	0.00	0.00	0.0%
Transfers from Funds of Lapsed/Reorganized LEAs		8965	0.00	0.00	0.00	0.00	0.00	0.0%
Long-Term Debt Proceeds								
Proceeds from Certificates of Participation		8971	0.00	0.00	0.00	0.00	0.00	0.0%
Proceeds from Capital Leases		8972	0.00	0.00	0.00	0.00	0.00	0.0%
Proceeds from Lease Revenue Bonds		8973	0.00	0.00	0.00	0.00	0.00	0.0%
All Other Financing Sources		8979	0.00	0.00	0.00	0.00	0.00	0.0%
(c) TOTAL, SOURCES			0.00	0.00	0.00	0.00	0.00	0.0%
USES								
Transfers of Funds from Lapsed/Reorganized LEAs		7651	0.00	0.00	0.00	0.00	0.00	0.0%
All Other Financing Uses		7699	0.00	0.00	0.00	0.00	0.00	0.0%
(d) TOTAL, USES			0.00	0.00	0.00	0.00	0.00	0.0%
CONTRIBUTIONS								
Contributions from Unrestricted Revenues		8980	0.00	0.00	0.00	0.00	0.00	0.0%
Contributions from Restricted Revenues		8990	0.00	0.00	0.00	0.00	0.00	0.0%
(e) TOTAL, CONTRIBUTIONS			0.00	0.00	0.00	0.00	0.00	0.0%
TOTAL, OTHER FINANCING SOURCES/USES (a - b + c - d + e)			0.00	0.00	0.00	0.00		

Resource	Description	2012/13 Projected Year Totals
9010	Other Restricted Local	4,779,403.00
Total, Restricted Balance		4,779,403.00

Description	Resource Codes	Object Codes	Original Budget (A)	Board Approved Operating Budget (B)	Actuals To Date (C)	Projected Year Totals (D)	Difference (Col B & D) (E)	% Diff Column B & D (F)
A. REVENUES								
1) Revenue Limit Sources		8010-8099	0.00	0.00	0.00	0.00	0.00	0.0%
2) Federal Revenue		8100-8299	0.00	0.00	0.00	0.00	0.00	0.0%
3) Other State Revenue		8300-8599	0.00	0.00	0.00	0.00	0.00	0.0%
4) Other Local Revenue		8600-8799	445,000.00	445,000.00	502,740.46	645,000.00	200,000.00	44.9%
5) TOTAL, REVENUES			445,000.00	445,000.00	502,740.46	645,000.00		
B. EXPENDITURES								
1) Certificated Salaries		1000-1999	0.00	0.00	0.00	0.00	0.00	0.0%
2) Classified Salaries		2000-2999	101,756.00	101,756.00	48,539.46	99,551.00	2,205.00	2.2%
3) Employee Benefits		3000-3999	40,151.00	40,151.00	17,702.88	38,957.00	1,194.00	3.0%
4) Books and Supplies		4000-4999	2,000.00	2,000.00	0.00	2,000.00	0.00	0.0%
5) Services and Other Operating Expenditures		5000-5999	42,340.00	42,340.00	19,935.20	95,739.00	(53,399.00)	-126.1%
6) Capital Outlay		6000-6999	2,000.00	2,000.00	0.00	2,000.00	0.00	0.0%
7) Other Outgo (excluding Transfers of Indirect Costs)		7100-7299, 7400-7499	0.00	0.00	0.00	0.00	0.00	0.0%
8) Other Outgo - Transfers of Indirect Costs		7300-7399	0.00	0.00	0.00	0.00	0.00	0.0%
9) TOTAL, EXPENDITURES			188,247.00	188,247.00	86,177.54	238,247.00		
C. EXCESS (DEFICIENCY) OF REVENUES OVER EXPENDITURES BEFORE OTHER FINANCING SOURCES AND USES (A5 - B9)			256,753.00	256,753.00	416,562.92	406,753.00		
D. OTHER FINANCING SOURCES/USES								
1) Interfund Transfers								
a) Transfers In		8900-8929	0.00	0.00	0.00	0.00	0.00	0.0%
b) Transfers Out		7600-7629	0.00	0.00	0.00	0.00	0.00	0.0%
2) Other Sources/Uses								
a) Sources		8930-8979	0.00	0.00	0.00	0.00	0.00	0.0%
b) Uses		7630-7699	0.00	0.00	0.00	0.00	0.00	0.0%
3) Contributions		8980-8999	0.00	0.00	0.00	0.00	0.00	0.0%
4) TOTAL, OTHER FINANCING SOURCES/USES			0.00	0.00	0.00	0.00		

Description	Resource Codes	Object Codes	Original Budget (A)	Board Approved Operating Budget (B)	Actuals To Date (C)	Projected Year Totals (D)	Difference (Col B & D) (E)	% Diff Column B & D (F)
E. NET INCREASE (DECREASE) IN FUND BALANCE (C + D4)			256,753.00	256,753.00	416,562.92	406,753.00		
F. FUND BALANCE, RESERVES								
1) Beginning Fund Balance								
a) As of July 1 - Unaudited		9791	4,278,450.00	4,498,702.00		4,498,702.00	0.00	0.0%
b) Audit Adjustments		9793	0.00	0.00		0.00	0.00	0.0%
c) As of July 1 - Audited (F1a + F1b)			4,278,450.00	4,498,702.00		4,498,702.00		
d) Other Restatements		9795	0.00	0.00		0.00	0.00	0.0%
e) Adjusted Beginning Balance (F1c + F1d)			4,278,450.00	4,498,702.00		4,498,702.00		
2) Ending Balance, June 30 (E + F1e)			4,535,203.00	4,755,455.00		4,905,455.00		
Components of Ending Fund Balance								
a) Nonspendable								
Revolving Cash		9711	0.00	0.00		0.00		
Stores		9712	0.00	0.00		0.00		
Prepaid Expenditures		9713	0.00	0.00		0.00		
All Others		9719	0.00	0.00		0.00		
b) Legally Restricted Balance		9740	4,535,203.00	4,755,455.00		4,905,455.00		
c) Committed								
Stabilization Arrangements		9750	0.00	0.00		0.00		
Other Commitments		9760	0.00	0.00		0.00		
d) Assigned								
Other Assignments		9780	0.00	0.00		0.00		
e) Unassigned/Unappropriated								
Reserve for Economic Uncertainties		9789	0.00	0.00		0.00		
Unassigned/Unappropriated Amount		9790	0.00	0.00		0.00		

Description	Resource Codes	Object Codes	Original Budget (A)	Board Approved Operating Budget (B)	Actuals To Date (C)	Projected Year Totals (D)	Difference (Col B & D) (E)	% Diff Column B & D (F)
OTHER STATE REVENUE								
Tax Relief Subventions Restricted Levies - Other								
Homeowners' Exemptions		8575	0.00	0.00	0.00	0.00	0.00	0.0%
Other Subventions/In-Lieu Taxes		8576	0.00	0.00	0.00	0.00	0.00	0.0%
All Other State Revenue		8590	0.00	0.00	0.00	0.00	0.00	0.0%
TOTAL, OTHER STATE REVENUE			0.00	0.00	0.00	0.00	0.00	0.0%
OTHER LOCAL REVENUE								
County and District Taxes								
Other Restricted Levies Secured Roll		8615	0.00	0.00	0.00	0.00	0.00	0.0%
Unsecured Roll		8616	0.00	0.00	0.00	0.00	0.00	0.0%
Prior Years' Taxes		8617	0.00	0.00	0.00	0.00	0.00	0.0%
Supplemental Taxes		8618	0.00	0.00	0.00	0.00	0.00	0.0%
Non-Ad Valorem Taxes Parcel Taxes		8621	0.00	0.00	0.00	0.00	0.00	0.0%
Other		8622	0.00	0.00	0.00	0.00	0.00	0.0%
Community Redevelopment Funds Not Subject to RL Deduction		8625	0.00	0.00	0.00	0.00	0.00	0.0%
Penalties and Interest from Delinquent Non-Revenue Limit Taxes		8629	0.00	0.00	0.00	0.00	0.00	0.0%
Sales Sale of Equipment/Supplies		8631	0.00	0.00	0.00	0.00	0.00	0.0%
Interest		8660	20,000.00	20,000.00	8,357.06	20,000.00	0.00	0.0%
Net Increase (Decrease) in the Fair Value of Investments		8662	0.00	0.00	0.00	0.00	0.00	0.0%
Fees and Contracts								
Mitigation/Developer Fees		8681	425,000.00	425,000.00	494,383.40	625,000.00	200,000.00	47.1%
Other Local Revenue								
All Other Local Revenue		8699	0.00	0.00	0.00	0.00	0.00	0.0%
All Other Transfers In from All Others		8799	0.00	0.00	0.00	0.00	0.00	0.0%
TOTAL, OTHER LOCAL REVENUE			445,000.00	445,000.00	502,740.46	645,000.00	200,000.00	44.9%
TOTAL, REVENUES			445,000.00	445,000.00	502,740.46	645,000.00		

Description	Resource Codes	Object Codes	Original Budget (A)	Board Approved Operating Budget (B)	Actuals To Date (C)	Projected Year Totals (D)	Difference (Col B & D) (E)	% Diff Column B & D (F)
CERTIFICATED SALARIES								
Other Certificated Salaries		1900	0.00	0.00	0.00	0.00	0.00	0.0%
TOTAL, CERTIFICATED SALARIES			0.00	0.00	0.00	0.00	0.00	0.0%
CLASSIFIED SALARIES								
Classified Support Salaries		2200	0.00	0.00	0.00	0.00	0.00	0.0%
Classified Supervisors' and Administrators' Salaries		2300	52,859.00	52,859.00	24,934.58	51,737.00	1,122.00	2.1%
Clerical, Technical and Office Salaries		2400	48,897.00	48,897.00	23,604.88	47,814.00	1,083.00	2.2%
Other Classified Salaries		2900	0.00	0.00	0.00	0.00	0.00	0.0%
TOTAL, CLASSIFIED SALARIES			101,756.00	101,756.00	48,539.46	99,551.00	2,205.00	2.2%
EMPLOYEE BENEFITS								
STRS		3101-3102	0.00	0.00	0.00	0.00	0.00	0.0%
PERS		3201-3202	11,490.00	11,490.00	5,513.20	11,537.00	(47.00)	-0.4%
OASDI/Medicare/Alternative		3301-3302	7,616.00	7,616.00	3,660.71	7,539.00	77.00	1.0%
Health and Welfare Benefits		3401-3402	15,351.00	15,351.00	5,863.12	14,169.00	1,182.00	7.7%
Unemployment Insurance		3501-3502	1,107.00	1,107.00	533.95	1,111.00	(4.00)	-0.4%
Workers' Compensation		3601-3602	2,013.00	2,013.00	970.74	2,021.00	(8.00)	-0.4%
OPEB, Allocated		3701-3702	272.00	272.00	131.13	273.00	(1.00)	-0.4%
OPEB, Active Employees		3751-3752	449.00	449.00	218.41	448.00	1.00	0.2%
PERS Reduction		3801-3802	1,613.00	1,613.00	774.03	1,620.00	(7.00)	-0.4%
Other Employee Benefits		3901-3902	240.00	240.00	37.59	239.00	1.00	0.4%
TOTAL, EMPLOYEE BENEFITS			40,151.00	40,151.00	17,702.88	38,957.00	1,194.00	3.0%
BOOKS AND SUPPLIES								
Approved Textbooks and Core Curricula Materials		4100	0.00	0.00	0.00	0.00	0.00	0.0%
Books and Other Reference Materials		4200	0.00	0.00	0.00	0.00	0.00	0.0%
Materials and Supplies		4300	0.00	0.00	0.00	0.00	0.00	0.0%
Noncapitalized Equipment		4400	2,000.00	2,000.00	0.00	2,000.00	0.00	0.0%
TOTAL, BOOKS AND SUPPLIES			2,000.00	2,000.00	0.00	2,000.00	0.00	0.0%
SERVICES AND OTHER OPERATING EXPENDITURES								
Subagreements for Services		5100	0.00	0.00	0.00	0.00	0.00	0.0%
Travel and Conferences		5200	1,500.00	1,500.00	0.00	2,161.00	(661.00)	-44.1%
Insurance		5400-5450	0.00	0.00	0.00	0.00	0.00	0.0%
Operations and Housekeeping Services		5500	0.00	0.00	0.00	0.00	0.00	0.0%
Rentals, Leases, Repairs, and Noncapitalized Improvements		5600	0.00	0.00	0.00	0.00	0.00	0.0%
Transfers of Direct Costs		5710	0.00	0.00	0.00	0.00	0.00	0.0%
Transfers of Direct Costs - Interfund		5750	0.00	0.00	0.00	0.00	0.00	0.0%
Professional/Consulting Services and Operating Expenditures		5800	40,000.00	40,000.00	19,515.20	92,738.00	(52,738.00)	-131.8%
Communications		5900	840.00	840.00	420.00	840.00	0.00	0.0%
TOTAL, SERVICES AND OTHER OPERATING EXPENDITURES			42,340.00	42,340.00	19,935.20	95,739.00	(53,399.00)	-126.1%

Description	Resource Codes	Object Codes	Original Budget (A)	Board Approved Operating Budget (B)	Actuals To Date (C)	Projected Year Totals (D)	Difference (Col B & D) (E)	% Diff Column B & D (F)
CAPITAL OUTLAY								
Land		6100	0.00	0.00	0.00	0.00	0.00	0.0%
Land Improvements		6170	0.00	0.00	0.00	0.00	0.00	0.0%
Buildings and Improvements of Buildings		6200	2,000.00	2,000.00	0.00	2,000.00	0.00	0.0%
Books and Media for New School Libraries or Major Expansion of School Libraries		6300	0.00	0.00	0.00	0.00	0.00	0.0%
Equipment		6400	0.00	0.00	0.00	0.00	0.00	0.0%
Equipment Replacement		6500	0.00	0.00	0.00	0.00	0.00	0.0%
TOTAL, CAPITAL OUTLAY			2,000.00	2,000.00	0.00	2,000.00	0.00	0.0%
OTHER OUTGO (excluding Transfers of Indirect Costs)								
Other Transfers Out								
All Other Transfers Out to All Others		7299	0.00	0.00	0.00	0.00	0.00	0.0%
Debt Service								
Debt Service - Interest		7438	0.00	0.00	0.00	0.00	0.00	0.0%
Other Debt Service - Principal		7439	0.00	0.00	0.00	0.00	0.00	0.0%
TOTAL, OTHER OUTGO (excluding Transfers of Indirect Costs)			0.00	0.00	0.00	0.00	0.00	0.0%
TOTAL, EXPENDITURES			188,247.00	188,247.00	86,177.54	238,247.00		

Description	Resource Codes	Object Codes	Original Budget (A)	Board Approved Operating Budget (B)	Actuals To Date (C)	Projected Year Totals (D)	Difference (Col B & D) (E)	% Diff Column B & D (F)
INTERFUND TRANSFERS								
INTERFUND TRANSFERS IN								
Other Authorized Interfund Transfers In		8919	0.00	0.00	0.00	0.00	0.00	0.0%
(a) TOTAL, INTERFUND TRANSFERS IN			0.00	0.00	0.00	0.00	0.00	0.0%
INTERFUND TRANSFERS OUT								
To: State School Building Fund/ County School Facilities Fund		7613	0.00	0.00	0.00	0.00	0.00	0.0%
Other Authorized Interfund Transfers Out		7619	0.00	0.00	0.00	0.00	0.00	0.0%
(b) TOTAL, INTERFUND TRANSFERS OUT			0.00	0.00	0.00	0.00	0.00	0.0%
OTHER SOURCES/USES								
SOURCES								
Proceeds								
Proceeds from Sale/Lease-Purchase of Land/Buildings		8953	0.00	0.00	0.00	0.00	0.00	0.0%
Other Sources								
Transfers from Funds of Lapsed/Reorganized LEAs		8965	0.00	0.00	0.00	0.00	0.00	0.0%
Long-Term Debt Proceeds								
Proceeds from Certificates of Participation		8971	0.00	0.00	0.00	0.00	0.00	0.0%
Proceeds from Capital Leases		8972	0.00	0.00	0.00	0.00	0.00	0.0%
Proceeds from Lease Revenue Bonds		8973	0.00	0.00	0.00	0.00	0.00	0.0%
All Other Financing Sources		8979	0.00	0.00	0.00	0.00	0.00	0.0%
(c) TOTAL, SOURCES			0.00	0.00	0.00	0.00	0.00	0.0%
USES								
Transfers of Funds from Lapsed/Reorganized LEAs		7651	0.00	0.00	0.00	0.00	0.00	0.0%
All Other Financing Uses		7699	0.00	0.00	0.00	0.00	0.00	0.0%
(d) TOTAL, USES			0.00	0.00	0.00	0.00	0.00	0.0%
CONTRIBUTIONS								
Contributions from Unrestricted Revenues		8980	0.00	0.00	0.00	0.00	0.00	0.0%
Contributions from Restricted Revenues		8990	0.00	0.00	0.00	0.00	0.00	0.0%
(e) TOTAL, CONTRIBUTIONS			0.00	0.00	0.00	0.00	0.00	0.0%
TOTAL, OTHER FINANCING SOURCES/USES (a - b + c - d + e)			0.00	0.00	0.00	0.00		

Resource	Description	2012/13 Projected Year Totals
9010	Other Restricted Local	4,905,455.00
Total, Restricted Balance		4,905,455.00

Description	Resource Codes	Object Codes	Original Budget (A)	Board Approved Operating Budget (B)	Actuals To Date (C)	Projected Year Totals (D)	Difference (Col B & D) (E)	% Diff Column B & D (F)
A. REVENUES								
1) Revenue Limit Sources		8010-8099	0.00	0.00	0.00	0.00	0.00	0.0%
2) Federal Revenue		8100-8299	0.00	0.00	0.00	0.00	0.00	0.0%
3) Other State Revenue		8300-8599	0.00	0.00	0.00	0.00	0.00	0.0%
4) Other Local Revenue		8600-8799	11,500.00	11,500.00	4,397.77	11,500.00	0.00	0.0%
5) TOTAL, REVENUES			11,500.00	11,500.00	4,397.77	11,500.00		
B. EXPENDITURES								
1) Certificated Salaries		1000-1999	0.00	0.00	0.00	0.00	0.00	0.0%
2) Classified Salaries		2000-2999	0.00	0.00	0.00	0.00	0.00	0.0%
3) Employee Benefits		3000-3999	0.00	0.00	0.00	0.00	0.00	0.0%
4) Books and Supplies		4000-4999	0.00	0.00	0.00	0.00	0.00	0.0%
5) Services and Other Operating Expenditures		5000-5999	2,400.00	2,400.00	1,250.00	2,400.00	0.00	0.0%
6) Capital Outlay		6000-6999	0.00	0.00	(21,633.92)	0.00	0.00	0.0%
7) Other Outgo (excluding Transfers of Indirect Costs)		7100-7299, 7400-7499	0.00	0.00	0.00	0.00	0.00	0.0%
8) Other Outgo - Transfers of Indirect Costs		7300-7399	0.00	0.00	0.00	0.00	0.00	0.0%
9) TOTAL, EXPENDITURES			2,400.00	2,400.00	(20,383.92)	2,400.00		
C. EXCESS (DEFICIENCY) OF REVENUES OVER EXPENDITURES BEFORE OTHER FINANCING SOURCES AND USES (A5 - B9)			9,100.00	9,100.00	24,781.69	9,100.00		
D. OTHER FINANCING SOURCES/USES								
1) Interfund Transfers								
a) Transfers In		8900-8929	0.00	0.00	0.00	0.00	0.00	0.0%
b) Transfers Out		7600-7629	0.00	0.00	0.00	0.00	0.00	0.0%
2) Other Sources/Uses								
a) Sources		8930-8979	0.00	0.00	0.00	0.00	0.00	0.0%
b) Uses		7630-7699	0.00	0.00	0.00	0.00	0.00	0.0%
3) Contributions		8980-8999	0.00	0.00	0.00	0.00	0.00	0.0%
4) TOTAL, OTHER FINANCING SOURCES/USES			0.00	0.00	0.00	0.00		

Description	Resource Codes	Object Codes	Original Budget (A)	Board Approved Operating Budget (B)	Actuals To Date (C)	Projected Year Totals (D)	Difference (Col B & D) (E)	% Diff Column B & D (F)
E. NET INCREASE (DECREASE) IN FUND BALANCE (C + D4)			9,100.00	9,100.00	24,781.69	9,100.00		
F. FUND BALANCE, RESERVES								
1) Beginning Fund Balance								
a) As of July 1 - Unaudited		9791	2,118,351.00	2,123,958.00		2,123,958.00	0.00	0.0%
b) Audit Adjustments		9793	0.00	0.00		0.00	0.00	0.0%
c) As of July 1 - Audited (F1a + F1b)			2,118,351.00	2,123,958.00		2,123,958.00		
d) Other Restatements		9795	0.00	0.00		0.00	0.00	0.0%
e) Adjusted Beginning Balance (F1c + F1d)			2,118,351.00	2,123,958.00		2,123,958.00		
2) Ending Balance, June 30 (E + F1e)			2,127,451.00	2,133,058.00		2,133,058.00		
Components of Ending Fund Balance								
a) Nonspendable								
Revolving Cash		9711	0.00	0.00		0.00		
Stores		9712	0.00	0.00		0.00		
Prepaid Expenditures		9713	0.00	0.00		0.00		
All Others		9719	0.00	0.00		0.00		
b) Legally Restricted Balance		9740	2,127,451.00	2,133,058.00		2,133,058.00		
c) Committed								
Stabilization Arrangements		9750	0.00	0.00		0.00		
Other Commitments		9760	0.00	0.00		0.00		
d) Assigned								
Other Assignments		9780	0.00	0.00		0.00		
e) Unassigned/Unappropriated								
Reserve for Economic Uncertainties		9789	0.00	0.00		0.00		
Unassigned/Unappropriated Amount		9790	0.00	0.00		0.00		

Description	Resource Codes	Object Codes	Original Budget (A)	Board Approved Operating Budget (B)	Actuals To Date (C)	Projected Year Totals (D)	Difference (Col B & D) (E)	% Diff Column B & D (F)
FEDERAL REVENUE								
Other Federal Revenue		8290	0.00	0.00	0.00	0.00	0.00	0.0%
TOTAL, FEDERAL REVENUE			0.00	0.00	0.00	0.00	0.00	0.0%
OTHER STATE REVENUE								
School Facilities Apportionments		8545	0.00	0.00	0.00	0.00	0.00	0.0%
Pass-Through Revenues from State Sources		8587	0.00	0.00	0.00	0.00	0.00	0.0%
All Other State Revenue		8590	0.00	0.00	0.00	0.00	0.00	0.0%
TOTAL, OTHER STATE REVENUE			0.00	0.00	0.00	0.00	0.00	0.0%
OTHER LOCAL REVENUE								
Sales								
Sale of Equipment/Supplies		8631	0.00	0.00	0.00	0.00	0.00	0.0%
Leases and Rentals		8650	0.00	0.00	0.00	0.00	0.00	0.0%
Interest		8660	11,500.00	11,500.00	4,397.77	11,500.00	0.00	0.0%
Net Increase (Decrease) in the Fair Value of Investments		8662	0.00	0.00	0.00	0.00	0.00	0.0%
Other Local Revenue								
All Other Local Revenue		8699	0.00	0.00	0.00	0.00	0.00	0.0%
All Other Transfers In from All Others		8799	0.00	0.00	0.00	0.00	0.00	0.0%
TOTAL, OTHER LOCAL REVENUE			11,500.00	11,500.00	4,397.77	11,500.00	0.00	0.0%
TOTAL, REVENUES			11,500.00	11,500.00	4,397.77	11,500.00		

Description	Resource Codes	Object Codes	Original Budget (A)	Board Approved Operating Budget (B)	Actuals To Date (C)	Projected Year Totals (D)	Difference (Col B & D) (E)	% Diff Column B & D (F)
CLASSIFIED SALARIES								
Classified Support Salaries		2200	0.00	0.00	0.00	0.00	0.00	0.0%
Classified Supervisors' and Administrators' Salaries		2300	0.00	0.00	0.00	0.00	0.00	0.0%
Clerical, Technical and Office Salaries		2400	0.00	0.00	0.00	0.00	0.00	0.0%
Other Classified Salaries		2900	0.00	0.00	0.00	0.00	0.00	0.0%
TOTAL, CLASSIFIED SALARIES			0.00	0.00	0.00	0.00	0.00	0.0%
EMPLOYEE BENEFITS								
STRS		3101-3102	0.00	0.00	0.00	0.00	0.00	0.0%
PERS		3201-3202	0.00	0.00	0.00	0.00	0.00	0.0%
OASDI/Medicare/Alternative		3301-3302	0.00	0.00	0.00	0.00	0.00	0.0%
Health and Welfare Benefits		3401-3402	0.00	0.00	0.00	0.00	0.00	0.0%
Unemployment Insurance		3501-3502	0.00	0.00	0.00	0.00	0.00	0.0%
Workers' Compensation		3601-3602	0.00	0.00	0.00	0.00	0.00	0.0%
OPEB, Allocated		3701-3702	0.00	0.00	0.00	0.00	0.00	0.0%
OPEB, Active Employees		3751-3752	0.00	0.00	0.00	0.00	0.00	0.0%
PERS Reduction		3801-3802	0.00	0.00	0.00	0.00	0.00	0.0%
Other Employee Benefits		3901-3902	0.00	0.00	0.00	0.00	0.00	0.0%
TOTAL, EMPLOYEE BENEFITS			0.00	0.00	0.00	0.00	0.00	0.0%
BOOKS AND SUPPLIES								
Books and Other Reference Materials		4200	0.00	0.00	0.00	0.00	0.00	0.0%
Materials and Supplies		4300	0.00	0.00	0.00	0.00	0.00	0.0%
Noncapitalized Equipment		4400	0.00	0.00	0.00	0.00	0.00	0.0%
TOTAL, BOOKS AND SUPPLIES			0.00	0.00	0.00	0.00	0.00	0.0%
SERVICES AND OTHER OPERATING EXPENDITURES								
Subagreements for Services		5100	0.00	0.00	0.00	0.00	0.00	0.0%
Travel and Conferences		5200	0.00	0.00	0.00	0.00	0.00	0.0%
Insurance		5400-5450	0.00	0.00	0.00	0.00	0.00	0.0%
Operations and Housekeeping Services		5500	0.00	0.00	0.00	0.00	0.00	0.0%
Rentals, Leases, Repairs, and Noncapitalized Improvements		5600	0.00	0.00	0.00	0.00	0.00	0.0%
Transfers of Direct Costs		5710	0.00	0.00	0.00	0.00	0.00	0.0%
Transfers of Direct Costs - Interfund		5750	0.00	0.00	0.00	0.00	0.00	0.0%
Professional/Consulting Services and Operating Expenditures		5800	2,400.00	2,400.00	1,250.00	2,400.00	0.00	0.0%
Communications		5900	0.00	0.00	0.00	0.00	0.00	0.0%
TOTAL, SERVICES AND OTHER OPERATING EXPENDITURES			2,400.00	2,400.00	1,250.00	2,400.00	0.00	0.0%

Description	Resource Codes	Object Codes	Original Budget (A)	Board Approved Operating Budget (B)	Actuals To Date (C)	Projected Year Totals (D)	Difference (Col B & D) (E)	% Diff Column B & D (F)
CAPITAL OUTLAY								
Land		6100	0.00	0.00	0.00	0.00	0.00	0.0%
Land Improvements		6170	0.00	0.00	(21,633.92)	0.00	0.00	0.0%
Buildings and Improvements of Buildings		6200	0.00	0.00	0.00	0.00	0.00	0.0%
Books and Media for New School Libraries or Major Expansion of School Libraries		6300	0.00	0.00	0.00	0.00	0.00	0.0%
Equipment		6400	0.00	0.00	0.00	0.00	0.00	0.0%
Equipment Replacement		6500	0.00	0.00	0.00	0.00	0.00	0.0%
TOTAL, CAPITAL OUTLAY			0.00	0.00	(21,633.92)	0.00	0.00	0.0%
OTHER OUTGO (excluding Transfers of Indirect Costs)								
Other Transfers Out								
Transfers of Pass-Through Revenues To Districts or Charter Schools		7211	0.00	0.00	0.00	0.00	0.00	0.0%
To County Offices		7212	0.00	0.00	0.00	0.00	0.00	0.0%
To JPAs		7213	0.00	0.00	0.00	0.00	0.00	0.0%
All Other Transfers Out to All Others		7299	0.00	0.00	0.00	0.00	0.00	0.0%
Debt Service								
Debt Service - Interest		7438	0.00	0.00	0.00	0.00	0.00	0.0%
Other Debt Service - Principal		7439	0.00	0.00	0.00	0.00	0.00	0.0%
TOTAL, OTHER OUTGO (excluding Transfers of Indirect Costs)			0.00	0.00	0.00	0.00	0.00	0.0%
TOTAL, EXPENDITURES			2,400.00	2,400.00	(20,383.92)	2,400.00		

Description	Resource Codes	Object Codes	Original Budget (A)	Board Approved Operating Budget (B)	Actuals To Date (C)	Projected Year Totals (D)	Difference (Col B & D) (E)	% Diff Column B & D (F)
INTERFUND TRANSFERS								
INTERFUND TRANSFERS IN								
To: State School Building Fund/ County School Facilities Fund From: All Other Funds		8913	0.00	0.00	0.00	0.00	0.00	0.0%
Other Authorized Interfund Transfers In		8919	0.00	0.00	0.00	0.00	0.00	0.0%
(a) TOTAL, INTERFUND TRANSFERS IN			0.00	0.00	0.00	0.00	0.00	0.0%
INTERFUND TRANSFERS OUT								
To: State School Building Fund/ County School Facilities Fund		7613	0.00	0.00	0.00	0.00	0.00	0.0%
Other Authorized Interfund Transfers Out		7619	0.00	0.00	0.00	0.00	0.00	0.0%
(b) TOTAL, INTERFUND TRANSFERS OUT			0.00	0.00	0.00	0.00	0.00	0.0%
OTHER SOURCES/USES								
SOURCES								
Proceeds								
Proceeds from Sale/Lease-Purchase of Land/Buildings		8953	0.00	0.00	0.00	0.00	0.00	0.0%
Other Sources								
Transfers from Funds of Lapsed/Reorganized LEAs		8965	0.00	0.00	0.00	0.00	0.00	0.0%
Long-Term Debt Proceeds								
Proceeds from Certificates of Participation		8971	0.00	0.00	0.00	0.00	0.00	0.0%
Proceeds from Capital Leases		8972	0.00	0.00	0.00	0.00	0.00	0.0%
Proceeds from Lease Revenue Bonds		8973	0.00	0.00	0.00	0.00	0.00	0.0%
All Other Financing Sources		8979	0.00	0.00	0.00	0.00	0.00	0.0%
(c) TOTAL, SOURCES			0.00	0.00	0.00	0.00	0.00	0.0%
USES								
Transfers of Funds from Lapsed/Reorganized LEAs		7651	0.00	0.00	0.00	0.00	0.00	0.0%
(d) TOTAL, USES			0.00	0.00	0.00	0.00	0.00	0.0%
CONTRIBUTIONS								
Contributions from Unrestricted Revenues		8980	0.00	0.00	0.00	0.00	0.00	0.0%
Contributions from Restricted Revenues		8990	0.00	0.00	0.00	0.00	0.00	0.0%
(e) TOTAL, CONTRIBUTIONS			0.00	0.00	0.00	0.00	0.00	0.0%
TOTAL, OTHER FINANCING SOURCES/USES (a - b + c - d + e)			0.00	0.00	0.00	0.00		

Resource	Description	2012/13 Projected Year Totals
7710	State School Facilities Projects	2,133,058.00
Total, Restricted Balance		2,133,058.00

Description	Resource Codes	Object Codes	Original Budget (A)	Board Approved Operating Budget (B)	Actuals To Date (C)	Projected Year Totals (D)	Difference (Col B & D) (E)	% Diff Column B & D (F)
A. REVENUES								
1) Revenue Limit Sources		8010-8099	0.00	0.00	0.00	0.00	0.00	0.0%
2) Federal Revenue		8100-8299	0.00	0.00	0.00	0.00	0.00	0.0%
3) Other State Revenue		8300-8599	0.00	0.00	0.00	0.00	0.00	0.0%
4) Other Local Revenue		8600-8799	3,812,422.00	3,821,951.00	1,538,590.71	3,821,951.00	0.00	0.0%
5) TOTAL, REVENUES			3,812,422.00	3,821,951.00	1,538,590.71	3,821,951.00		
B. EXPENDITURES								
1) Certificated Salaries		1000-1999	0.00	0.00	0.00	0.00	0.00	0.0%
2) Classified Salaries		2000-2999	0.00	0.00	0.00	0.00	0.00	0.0%
3) Employee Benefits		3000-3999	0.00	0.00	0.00	0.00	0.00	0.0%
4) Books and Supplies		4000-4999	0.00	0.00	0.00	0.00	0.00	0.0%
5) Services and Other Operating Expenditures		5000-5999	79,999.58	0.00	63,136.24	50,000.00	(50,000.00)	New
6) Capital Outlay		6000-6999	0.00	0.00	0.00	0.00	0.00	0.0%
7) Other Outgo (excluding Transfers of Indirect Costs)		7100-7299, 7400-7499	2,051,726.00	2,051,726.00	1,567,864.09	2,051,726.00	0.00	0.0%
8) Other Outgo - Transfers of Indirect Costs		7300-7399	0.00	0.00	0.00	0.00	0.00	0.0%
9) TOTAL, EXPENDITURES			2,131,725.58	2,051,726.00	1,631,000.33	2,101,726.00		
C. EXCESS (DEFICIENCY) OF REVENUES OVER EXPENDITURES BEFORE OTHER FINANCING SOURCES AND USES (A5 - B9)			1,680,696.42	1,770,225.00	(92,409.62)	1,720,225.00		
D. OTHER FINANCING SOURCES/USES								
1) Interfund Transfers								
a) Transfers In		8900-8929	0.00	0.00	0.00	0.00	0.00	0.0%
b) Transfers Out		7600-7629	650,000.00	650,000.00	0.00	600,000.00	50,000.00	7.7%
2) Other Sources/Uses								
a) Sources		8930-8979	0.00	0.00	0.00	0.00	0.00	0.0%
b) Uses		7630-7699	0.00	0.00	0.00	0.00	0.00	0.0%
3) Contributions		8980-8999	0.00	0.00	0.00	0.00	0.00	0.0%
4) TOTAL, OTHER FINANCING SOURCES/USES			(650,000.00)	(650,000.00)	0.00	(600,000.00)		

Description	Resource Codes	Object Codes	Original Budget (A)	Board Approved Operating Budget (B)	Actuals To Date (C)	Projected Year Totals (D)	Difference (Col B & D) (E)	% Diff Column B & D (F)
E. NET INCREASE (DECREASE) IN FUND BALANCE (C + D4)			1,030,696.42	1,120,225.00	(92,409.62)	1,120,225.00		
F. FUND BALANCE, RESERVES								
1) Beginning Fund Balance								
a) As of July 1 - Unaudited		9791	6,643,124.00	8,854,376.00		8,854,376.00	0.00	0.0%
b) Audit Adjustments		9793	0.00	0.00		0.00	0.00	0.0%
c) As of July 1 - Audited (F1a + F1b)			6,643,124.00	8,854,376.00		8,854,376.00		
d) Other Restatements		9795	0.00	0.00		0.00	0.00	0.0%
e) Adjusted Beginning Balance (F1c + F1d)			6,643,124.00	8,854,376.00		8,854,376.00		
2) Ending Balance, June 30 (E + F1e)			7,673,820.42	9,974,601.00		9,974,601.00		
Components of Ending Fund Balance								
a) Nonspendable								
Revolving Cash		9711	0.00	0.00		0.00		
Stores		9712	0.00	0.00		0.00		
Prepaid Expenditures		9713	0.00	0.00		0.00		
All Others		9719	0.00	0.00		0.00		
b) Legally Restricted Balance		9740	7,562,982.00	9,974,601.00		9,974,601.00		
c) Committed								
Stabilization Arrangements		9750	0.00	0.00		0.00		
Other Commitments		9760	0.00	0.00		0.00		
d) Assigned								
Other Assignments		9780	110,838.42	0.00		0.00		
e) Unassigned/Unappropriated								
Reserve for Economic Uncertainties		9789	0.00	0.00		0.00		
Unassigned/Unappropriated Amount		9790	0.00	0.00		0.00		

Description	Resource Codes	Object Codes	Original Budget (A)	Board Approved Operating Budget (B)	Actuals To Date (C)	Projected Year Totals (D)	Difference (Col B & D) (E)	% Diff Column B & D (F)
FEDERAL REVENUE								
FEMA		8281	0.00	0.00	0.00	0.00	0.00	0.0%
Other Federal Revenue		8290	0.00	0.00	0.00	0.00	0.00	0.0%
TOTAL, FEDERAL REVENUE			0.00	0.00	0.00	0.00	0.00	0.0%
OTHER STATE REVENUE								
Pass-Through Revenues from State Sources		8587	0.00	0.00	0.00	0.00	0.00	0.0%
All Other State Revenue		8590	0.00	0.00	0.00	0.00	0.00	0.0%
TOTAL, OTHER STATE REVENUE			0.00	0.00	0.00	0.00	0.00	0.0%
OTHER LOCAL REVENUE								
County and District Taxes								
Community Redevelopment Funds Not Subject to RL Deduction		8625	3,171,951.00	3,171,951.00	1,166,288.21	3,171,951.00	0.00	0.0%
Sales Sale of Equipment/Supplies		8631	0.00	0.00	0.00	0.00	0.00	0.0%
Leases and Rentals		8650	610,471.00	610,471.00	357,208.63	610,471.00	0.00	0.0%
Interest		8660	30,000.00	39,529.00	15,093.87	39,529.00	0.00	0.0%
Net Increase (Decrease) in the Fair Value of Investments		8662	0.00	0.00	0.00	0.00	0.00	0.0%
Other Local Revenue								
All Other Local Revenue		8699	0.00	0.00	0.00	0.00	0.00	0.0%
All Other Transfers in from All Others		8799	0.00	0.00	0.00	0.00	0.00	0.0%
TOTAL, OTHER LOCAL REVENUE			3,812,422.00	3,821,951.00	1,538,590.71	3,821,951.00	0.00	0.0%
TOTAL, REVENUES			3,812,422.00	3,821,951.00	1,538,590.71	3,821,951.00		

Description	Resource Codes	Object Codes	Original Budget (A)	Board Approved Operating Budget (B)	Actuals To Date (C)	Projected Year Totals (D)	Difference (Col B & D) (E)	% Diff Column B & D (F)
CLASSIFIED SALARIES								
Classified Support Salaries		2200	0.00	0.00	0.00	0.00	0.00	0.0%
Classified Supervisors' and Administrators' Salaries		2300	0.00	0.00	0.00	0.00	0.00	0.0%
Clerical, Technical and Office Salaries		2400	0.00	0.00	0.00	0.00	0.00	0.0%
Other Classified Salaries		2900	0.00	0.00	0.00	0.00	0.00	0.0%
TOTAL, CLASSIFIED SALARIES			0.00	0.00	0.00	0.00	0.00	0.0%
EMPLOYEE BENEFITS								
STRS		3101-3102	0.00	0.00	0.00	0.00	0.00	0.0%
PERS		3201-3202	0.00	0.00	0.00	0.00	0.00	0.0%
OASDI/Medicare/Alternative		3301-3302	0.00	0.00	0.00	0.00	0.00	0.0%
Health and Welfare Benefits		3401-3402	0.00	0.00	0.00	0.00	0.00	0.0%
Unemployment Insurance		3501-3502	0.00	0.00	0.00	0.00	0.00	0.0%
Workers' Compensation		3601-3602	0.00	0.00	0.00	0.00	0.00	0.0%
OPEB, Allocated		3701-3702	0.00	0.00	0.00	0.00	0.00	0.0%
OPEB, Active Employees		3751-3752	0.00	0.00	0.00	0.00	0.00	0.0%
PERS Reduction		3801-3802	0.00	0.00	0.00	0.00	0.00	0.0%
Other Employee Benefits		3901-3902	0.00	0.00	0.00	0.00	0.00	0.0%
TOTAL, EMPLOYEE BENEFITS			0.00	0.00	0.00	0.00	0.00	0.0%
BOOKS AND SUPPLIES								
Books and Other Reference Materials		4200	0.00	0.00	0.00	0.00	0.00	0.0%
Materials and Supplies		4300	0.00	0.00	0.00	0.00	0.00	0.0%
Noncapitalized Equipment		4400	0.00	0.00	0.00	0.00	0.00	0.0%
TOTAL, BOOKS AND SUPPLIES			0.00	0.00	0.00	0.00	0.00	0.0%
SERVICES AND OTHER OPERATING EXPENDITURES								
Subagreements for Services		5100	0.00	0.00	0.00	0.00	0.00	0.0%
Travel and Conferences		5200	0.00	0.00	0.00	0.00	0.00	0.0%
Insurance		5400-5450	0.00	0.00	0.00	0.00	0.00	0.0%
Operations and Housekeeping Services		5500	0.00	0.00	0.00	0.00	0.00	0.0%
Rentals, Leases, Repairs, and Noncapitalized Improvements		5600	0.00	0.00	0.00	0.00	0.00	0.0%
Transfers of Direct Costs		5710	0.00	0.00	0.00	0.00	0.00	0.0%
Transfers of Direct Costs - Interfund		5750	0.00	0.00	0.00	0.00	0.00	0.0%
Professional/Consulting Services and Operating Expenditures		5800	79,999.58	0.00	63,136.24	50,000.00	(50,000.00)	New
Communications		5900	0.00	0.00	0.00	0.00	0.00	0.0%
TOTAL, SERVICES AND OTHER OPERATING EXPENDITURES			79,999.58	0.00	63,136.24	50,000.00	(50,000.00)	New

Description	Resource Codes	Object Codes	Original Budget (A)	Board Approved Operating Budget (B)	Actuals To Date (C)	Projected Year Totals (D)	Difference (Col B & D) (E)	% Diff Column B & D (F)
CAPITAL OUTLAY								
Land		6100	0.00	0.00	0.00	0.00	0.00	0.0%
Land Improvements		6170	0.00	0.00	0.00	0.00	0.00	0.0%
Buildings and Improvements of Buildings		6200	0.00	0.00	0.00	0.00	0.00	0.0%
Books and Media for New School Libraries or Major Expansion of School Libraries		6300	0.00	0.00	0.00	0.00	0.00	0.0%
Equipment		6400	0.00	0.00	0.00	0.00	0.00	0.0%
Equipment Replacement		6500	0.00	0.00	0.00	0.00	0.00	0.0%
TOTAL, CAPITAL OUTLAY			0.00	0.00	0.00	0.00	0.00	0.0%
OTHER OUTGO (excluding Transfers of Indirect Costs)								
Other Transfers Out								
Transfers of Pass-Through Revenues To Districts or Charter Schools		7211	0.00	0.00	0.00	0.00	0.00	0.0%
To County Offices		7212	0.00	0.00	0.00	0.00	0.00	0.0%
To JPAs		7213	0.00	0.00	0.00	0.00	0.00	0.0%
All Other Transfers Out to All Others		7299	2,051,726.00	2,051,726.00	1,567,864.09	2,051,726.00	0.00	0.0%
Debt Service								
Debt Service - Interest		7438	0.00	0.00	0.00	0.00	0.00	0.0%
Other Debt Service - Principal		7439	0.00	0.00	0.00	0.00	0.00	0.0%
TOTAL, OTHER OUTGO (excluding Transfers of Indirect Costs)			2,051,726.00	2,051,726.00	1,567,864.09	2,051,726.00	0.00	0.0%
TOTAL, EXPENDITURES			2,131,725.58	2,051,726.00	1,631,000.33	2,101,726.00		

Description	Resource Codes	Object Codes	Original Budget (A)	Board Approved Operating Budget (B)	Actuals To Date (C)	Projected Year Totals (D)	Difference (Col B & D) (E)	% Diff Column B & D (F)
INTERFUND TRANSFERS								
INTERFUND TRANSFERS IN								
From: General Fund/CSSF		8912	0.00	0.00	0.00	0.00	0.00	0.0%
Other Authorized Interfund Transfers In		8919	0.00	0.00	0.00	0.00	0.00	0.0%
(a) TOTAL, INTERFUND TRANSFERS IN			0.00	0.00	0.00	0.00	0.00	0.0%
INTERFUND TRANSFERS OUT								
To: General Fund/CSSF		7612	650,000.00	650,000.00	0.00	600,000.00	50,000.00	7.7%
To: State School Building Fund/ County School Facilities Fund		7613	0.00	0.00	0.00	0.00	0.00	0.0%
To: Deferred Maintenance Fund		7615	0.00	0.00	0.00	0.00	0.00	0.0%
Other Authorized Interfund Transfers Out		7619	0.00	0.00	0.00	0.00	0.00	0.0%
(b) TOTAL, INTERFUND TRANSFERS OUT			650,000.00	650,000.00	0.00	600,000.00	50,000.00	7.7%
OTHER SOURCES/USES								
SOURCES								
Proceeds								
Proceeds from Sale/Lease-Purchase of Land/Buildings		8953	0.00	0.00	0.00	0.00	0.00	0.0%
Other Sources								
Transfers from Funds of Lapsed/Reorganized LEAs		8965	0.00	0.00	0.00	0.00	0.00	0.0%
Long-Term Debt Proceeds								
Proceeds from Certificates of Participation		8971	0.00	0.00	0.00	0.00	0.00	0.0%
Proceeds from Capital Leases		8972	0.00	0.00	0.00	0.00	0.00	0.0%
Proceeds from Lease Revenue Bonds		8973	0.00	0.00	0.00	0.00	0.00	0.0%
All Other Financing Sources		8979	0.00	0.00	0.00	0.00	0.00	0.0%
(c) TOTAL, SOURCES			0.00	0.00	0.00	0.00	0.00	0.0%
USES								
Transfers of Funds from Lapsed/Reorganized LEAs		7651	0.00	0.00	0.00	0.00	0.00	0.0%
All Other Financing Uses		7699	0.00	0.00	0.00	0.00	0.00	0.0%
(d) TOTAL, USES			0.00	0.00	0.00	0.00	0.00	0.0%
CONTRIBUTIONS								
Contributions from Unrestricted Revenues		8980	0.00	0.00	0.00	0.00	0.00	0.0%
Contributions from Restricted Revenues		8990	0.00	0.00	0.00	0.00	0.00	0.0%
(e) TOTAL, CONTRIBUTIONS			0.00	0.00	0.00	0.00	0.00	0.0%
TOTAL, OTHER FINANCING SOURCES/USES (a - b + c - d + e)			(650,000.00)	(650,000.00)	0.00	(600,000.00)		

Resource	Description	2012/13 Projected Year Totals
9010	Other Restricted Local	9,974,601.00
Total, Restricted Balance		9,974,601.00

Description	Resource Codes	Object Codes	Original Budget (A)	Board Approved Operating Budget (B)	Actuals To Date (C)	Projected Year Totals (D)	Difference (Col B & D) (E)	% Diff Column B & D (F)
A. REVENUES								
1) Revenue Limit Sources		8010-8099	0.00	0.00	0.00	0.00	0.00	0.0%
2) Federal Revenue		8100-8299	0.00	0.00	0.00	0.00	0.00	0.0%
3) Other State Revenue		8300-8599	0.00	0.00	0.00	0.00	0.00	0.0%
4) Other Local Revenue		8600-8799	61,019,976.00	58,533,976.00	26,308,384.11	55,203,976.00	(3,330,000.00)	-5.7%
5) TOTAL, REVENUES			61,019,976.00	58,533,976.00	26,308,384.11	55,203,976.00		
B. EXPENSES								
1) Certificated Salaries		1000-1999	42,312.00	42,312.00	62,765.92	79,012.00	(36,700.00)	-86.7%
2) Classified Salaries		2000-2999	220,057.00	220,057.00	81,358.56	172,091.00	47,966.00	21.8%
3) Employee Benefits		3000-3999	99,130.00	99,130.00	45,787.37	99,130.00	0.00	0.0%
4) Books and Supplies		4000-4999	27,800.00	27,800.00	10,070.94	27,800.00	0.00	0.0%
5) Services and Other Operating Expenses		5000-5999	60,800,041.00	58,314,041.00	33,528,038.73	54,946,041.00	3,368,000.00	5.8%
6) Depreciation		6000-6999	0.00	0.00	0.00	0.00	0.00	0.0%
7) Other Outgo (excluding Transfers of Indirect Costs)		7100-7299, 7400-7499	0.00	0.00	0.00	0.00	0.00	0.0%
8) Other Outgo - Transfers of Indirect Costs		7300-7399	0.00	0.00	0.00	0.00	0.00	0.0%
9) TOTAL, EXPENSES			61,189,340.00	58,703,340.00	33,728,021.52	55,324,074.00		
C. EXCESS (DEFICIENCY) OF REVENUES OVER EXPENSES BEFORE OTHER FINANCING SOURCES AND USES (A5 - B9)			(169,364.00)	(169,364.00)	(7,419,637.41)	(120,098.00)		
D. OTHER FINANCING SOURCES/USES								
1) Interfund Transfers								
a) Transfers In		8900-8929	0.00	0.00	0.00	0.00	0.00	0.0%
b) Transfers Out		7600-7629	0.00	0.00	0.00	0.00	0.00	0.0%
2) Other Sources/Uses								
a) Sources		8930-8979	0.00	0.00	0.00	0.00	0.00	0.0%
b) Uses		7630-7699	0.00	0.00	0.00	0.00	0.00	0.0%
3) Contributions		8980-8999	0.00	0.00	0.00	0.00	0.00	0.0%
4) TOTAL, OTHER FINANCING SOURCES/USES			0.00	0.00	0.00	0.00		

Description	Resource Codes	Object Codes	Original Budget (A)	Board Approved Operating Budget (B)	Actuals To Date (C)	Projected Year Totals (D)	Difference (Col B & D) (E)	% Diff Column B & D (F)
E. NET INCREASE (DECREASE) IN NET POSITION (C + D4)			(169,364.00)	(169,364.00)	(7,419,637.41)	(120,098.00)		
F. NET POSITION								
1) Beginning Net Position								
a) As of July 1 - Unaudited		9791	2,410,965.00	2,162,353.00		2,162,353.00	0.00	0.0%
b) Audit Adjustments		9793	0.00	0.00		0.00	0.00	0.0%
c) As of July 1 - Audited (F1a + F1b)			2,410,965.00	2,162,353.00		2,162,353.00		
d) Other Restatements		9795	0.00	0.00		0.00	0.00	0.0%
e) Adjusted Beginning Net Position (F1c + F1d)			2,410,965.00	2,162,353.00		2,162,353.00		
2) Ending Net Position, June 30 (E + F1e)			2,241,601.00	1,992,989.00		2,042,255.00		
Components of Ending Net Position								
a) Net Investment in Capital Assets		9796	0.00	0.00		0.00		
b) Restricted Net Position		9797	0.00	0.00		0.00		
c) Unrestricted Net Position		9790	2,241,601.00	1,992,989.00		2,042,255.00		

Description	Resource Codes	Object Codes	Original Budget (A)	Board Approved Operating Budget (B)	Actuals To Date (C)	Projected Year Totals (D)	Difference (Col B & D) (E)	% Diff Column B & D (F)
OTHER LOCAL REVENUE								
Sales								
Sale of Equipment/Supplies		8631	0.00	0.00	0.00	0.00	0.00	0.0%
Interest		8660	58,000.00	58,000.00	23,260.29	58,000.00	0.00	0.0%
Net Increase (Decrease) in the Fair Value of Investments		8662	0.00	0.00	0.00	0.00	0.00	0.0%
Fees and Contracts								
In-District Premiums/Contributions		8674	60,811,976.00	58,325,976.00	26,261,125.07	54,995,976.00	(3,330,000.00)	-5.7%
All Other Fees and Contracts		8689	150,000.00	150,000.00	23,998.75	150,000.00	0.00	0.0%
Other Local Revenue								
All Other Local Revenue		8699	0.00	0.00	0.00	0.00	0.00	0.0%
All Other Transfers In from All Others		8799	0.00	0.00	0.00	0.00	0.00	0.0%
TOTAL, OTHER LOCAL REVENUE			61,019,976.00	58,533,976.00	26,308,384.11	55,203,976.00	(3,330,000.00)	-5.7%
TOTAL, REVENUES			61,019,976.00	58,533,976.00	26,308,384.11	55,203,976.00		

Description	Resource Codes	Object Codes	Original Budget (A)	Board Approved Operating Budget (B)	Actuals To Date (C)	Projected Year Totals (D)	Difference (Col B & D) (E)	% Diff Column B & D (F)
CERTIFICATED SALARIES								
Certificated Pupil Support Salaries		1200	0.00	0.00	0.00	0.00	0.00	0.0%
Certificated Supervisors' and Administrators' Salaries		1300	42,312.00	42,312.00	62,765.92	79,012.00	(36,700.00)	-86.7%
TOTAL, CERTIFICATED SALARIES			42,312.00	42,312.00	62,765.92	79,012.00	(36,700.00)	-86.7%
CLASSIFIED SALARIES								
Classified Support Salaries		2200	0.00	0.00	0.00	0.00	0.00	0.0%
Classified Supervisors' and Administrators' Salaries		2300	47,966.00	47,966.00	0.00	0.00	47,966.00	100.0%
Clerical, Technical and Office Salaries		2400	172,091.00	172,091.00	81,358.56	172,091.00	0.00	0.0%
Other Classified Salaries		2900	0.00	0.00	0.00	0.00	0.00	0.0%
TOTAL, CLASSIFIED SALARIES			220,057.00	220,057.00	81,358.56	172,091.00	47,966.00	21.8%
EMPLOYEE BENEFITS								
STRS		3101-3102	7,453.00	7,453.00	5,178.05	7,453.00	0.00	0.0%
PERS		3201-3202	19,646.00	19,646.00	9,288.67	19,646.00	0.00	0.0%
OASDI/Medicare/Alternative		3301-3302	13,779.00	13,779.00	7,059.10	13,779.00	0.00	0.0%
Health and Welfare Benefits		3401-3402	44,400.00	44,400.00	17,385.57	44,400.00	0.00	0.0%
Unemployment Insurance		3501-3502	3,394.00	3,394.00	1,585.55	3,394.00	0.00	0.0%
Workers' Compensation		3601-3602	5,141.00	5,141.00	2,882.60	5,141.00	0.00	0.0%
OPEB, Allocated		3701-3702	703.00	703.00	389.27	703.00	0.00	0.0%
OPEB, Active Employees		3751-3752	1,173.00	1,173.00	648.42	1,173.00	0.00	0.0%
PERS Reduction		3801-3802	3,000.00	3,000.00	1,304.06	3,000.00	0.00	0.0%
Other Employee Benefits		3901-3902	441.00	441.00	66.08	441.00	0.00	0.0%
TOTAL, EMPLOYEE BENEFITS			99,130.00	99,130.00	45,787.37	99,130.00	0.00	0.0%
BOOKS AND SUPPLIES								
Books and Other Reference Materials		4200	0.00	0.00	0.00	0.00	0.00	0.0%
Materials and Supplies		4300	27,800.00	27,800.00	10,070.94	27,800.00	0.00	0.0%
Noncapitalized Equipment		4400	0.00	0.00	0.00	0.00	0.00	0.0%
TOTAL, BOOKS AND SUPPLIES			27,800.00	27,800.00	10,070.94	27,800.00	0.00	0.0%
SERVICES AND OTHER OPERATING EXPENSES								
Subagreements for Services		5100	0.00	0.00	0.00	0.00	0.00	0.0%
Travel and Conferences		5200	4,052.00	4,052.00	1,255.89	4,052.00	0.00	0.0%
Dues and Memberships		5300	0.00	0.00	0.00	0.00	0.00	0.0%
Insurance		5400-5450	1,893,989.00	1,893,989.00	1,725,737.00	1,955,989.00	(62,000.00)	-3.3%
Operations and Housekeeping Services		5500	0.00	0.00	0.00	0.00	0.00	0.0%
Rentals, Leases, Repairs, and Noncapitalized Improvements		5600	0.00	0.00	0.00	0.00	0.00	0.0%
Transfers of Direct Costs - Interfund		5750	0.00	0.00	916.75	0.00	0.00	0.0%
Professional/Consulting Services and Operating Expenditures		5800	58,902,000.00	56,416,000.00	31,800,129.09	52,986,000.00	3,430,000.00	6.1%
Communications		5900	0.00	0.00	0.00	0.00	0.00	0.0%
TOTAL, SERVICES AND OTHER OPERATING EXPENSES			60,800,041.00	58,314,041.00	33,528,038.73	54,946,041.00	3,368,000.00	5.8%

Description	Resource Codes	Object Codes	Original Budget (A)	Board Approved Operating Budget (B)	Actuals To Date (C)	Projected Year Totals (D)	Difference (Col B & D) (E)	% Diff Column B & D (F)
DEPRECIATION								
Depreciation Expense		6900	0.00	0.00	0.00	0.00	0.00	0.0%
TOTAL, DEPRECIATION			0.00	0.00	0.00	0.00	0.00	0.0%
TOTAL, EXPENSES			61,189,340.00	58,703,340.00	33,728,021.52	55,324,074.00		
INTERFUND TRANSFERS								
INTERFUND TRANSFERS IN								
Other Authorized Interfund Transfers In		8919	0.00	0.00	0.00	0.00	0.00	0.0%
(a) TOTAL, INTERFUND TRANSFERS IN			0.00	0.00	0.00	0.00	0.00	0.0%
INTERFUND TRANSFERS OUT								
Other Authorized Interfund Transfers Out		7619	0.00	0.00	0.00	0.00	0.00	0.0%
(b) TOTAL, INTERFUND TRANSFERS OUT			0.00	0.00	0.00	0.00	0.00	0.0%
OTHER SOURCES/USES								
SOURCES								
Other Sources								
Transfers from Funds of Lapsed/Reorganized LEAs		8965	0.00	0.00	0.00	0.00	0.00	0.0%
(c) TOTAL, SOURCES			0.00	0.00	0.00	0.00	0.00	0.0%
USES								
Transfers of Funds from Lapsed/Reorganized LEAs		7651	0.00	0.00	0.00	0.00	0.00	0.0%
(d) TOTAL, USES			0.00	0.00	0.00	0.00	0.00	0.0%
CONTRIBUTIONS								
Contributions from Unrestricted Revenues		8980	0.00	0.00	0.00	0.00	0.00	0.0%
Contributions from Restricted Revenues		8990	0.00	0.00	0.00	0.00	0.00	0.0%
(e) TOTAL, CONTRIBUTIONS			0.00	0.00	0.00	0.00	0.00	0.0%
TOTAL, OTHER FINANCING SOURCES/USES (a - b + c - d + e)			0.00	0.00	0.00	0.00		

Resource	Description	2012/13 Projected Year Totals
	Total, Restricted Net Position	0.00

Description	ESTIMATED REVENUE LIMIT ADA Original Budget (A)	ESTIMATED REVENUE LIMIT ADA Board Approved Operating Budget (B)	ESTIMATED P-2 REPORT ADA Projected Year Totals (C)	ESTIMATED REVENUE LIMIT ADA Projected Year Totals (D)	DIFFERENCE (Col. D - B) (E)	PERCENTAGE DIFFERENCE (Col. E / B) (F)
ELEMENTARY						
1. General Education	32,537.01	32,559.98	32,280.84	32,559.98	0.00	0%
2. Special Education	708.61	707.86	664.15	707.86	0.00	0%
HIGH SCHOOL						
3. General Education	15,070.86	15,012.83	15,190.98	15,012.83	0.00	0%
4. Special Education	337.53	338.15	352.42	338.15	0.00	0%
COUNTY SUPPLEMENT						
5. County Community Schools	449.26	449.26	449.26	449.26	0.00	0%
6. Special Education	101.16	100.55	100.55	100.55	0.00	0%
7. TOTAL, K-12 ADA	49,204.43	49,168.63	49,038.20	49,168.63	0.00	0%
8. ADA for Necessary Small Schools also included in lines 1 - 4.	0.00	0.00	0.00	0.00	0.00	0%
9. Regional Occupational Centers/Programs (ROC/P)*						
CLASSES FOR ADULTS						
10. Concurrently Enrolled Secondary Students*						
11. Adults Enrolled, State Apportioned*						
12. Independent Study - (Students 21 years or older and students 19 years or older and not continuously enrolled since their 18th birthday)*						
13. TOTAL, CLASSES FOR ADULTS						
14. Adults in Correctional Facilities	0.00	0.00	0.00	0.00	0.00	0%
15. ADA TOTALS (Sum of lines 7, 9, 13, & 14)	49,204.43	49,168.63	49,038.20	49,168.63	0.00	0%
SUPPLEMENTAL INSTRUCTIONAL HOURS						
16. Elementary*						
17. High School*						
18. TOTAL, SUPPLEMENTAL HOURS						

Description	ESTIMATED REVENUE LIMIT ADA Original Budget (A)	ESTIMATED REVENUE LIMIT ADA Board Approved Operating Budget (B)	ESTIMATED P-2 REPORT ADA Projected Year Totals (C)	ESTIMATED REVENUE LIMIT ADA Projected Year Totals (D)	DIFFERENCE (Col. D - B) (E)	PERCENTAGE DIFFERENCE (Col. E / B) (F)
COMMUNITY DAY SCHOOLS - Additional Funds						
19. ELEMENTARY						
a. 5th & 6th Hour (ADA) - Mandatory Expelled Pupils only	0.00	0.00	0.00	0.00	0.00	0%
b. 7th & 8th Hour Pupil Hours (Hours)*						
20. HIGH SCHOOL						
a. 5th & 6th Hour (ADA) - Mandatory Expelled Pupils only	0.00	0.00	0.00	0.00	0.00	0%
b. 7th & 8th Hour Pupil Hours (Hours)*						
CHARTER SCHOOLS						
21. Charter ADA funded thru the Block Grant						
a. Charters Sponsored by Unified Districts - Resident (EC 47660) (applicable only for unified districts with Charter School General Purpose Block Grant Offset recorded on line 30 in Form RLI)	0.00	0.00	0.00	0.00	0.00	0%
b. All Other Block Grant Funded Charters	2,872.04	3,317.01	3,317.01	3,317.01	0.00	0%
22. Charter ADA funded thru the Revenue Limit	0.00	0.00	0.00	0.00	0.00	0%
23. TOTAL, CHARTER SCHOOLS ADA (sum lines 21a, 21b, and 22)	2,872.04	3,317.01	3,317.01	3,317.01	0.00	0%
24. SUPPLEMENTAL INSTRUCTIONAL HOURS*						
BASIC AID "CHOICE"/COURT ORDERED VOLUNTARY PUPIL TRANSFER						
25. Regular Elementary and High School ADA (SB 937)	0.00	0.00	0.00	0.00	0.00	0%

*ADA is no longer collected as a result of flexibility provisions of SBX3 4 (Chapter 12, Statutes of 2009), as amended by SB 70 (Chapter 7, Statutes of 2011), currently in effect from 2008-09 through 2014-15.

	Object	Beginning Balances (Ref. Only)	July	August	September	October	November	December	January	February
ACTUALS THROUGH THE MONTH OF (Enter Month Name):	January									
A. BEGINNING CASH			13,867,426.00	81,224,348.00	68,084,326.00	56,616,154.00	34,744,639.00	41,792,897.00	125,866,446.00	70,085,081.00
B. RECEIPTS										
Revenue Limit Sources										
Principal Apportionment	8010-8019		0.00	(56,897.00)	(310,545.00)	(136,861.00)	(253,268.00)	(458,496.00)	(253,268.00)	(157,026.00)
Property Taxes	8020-8079		9,783,509.00	27,942.00	5,843,896.00	96,470.00	32,480,343.00	86,816,491.00	10,031,022.00	0.00
Miscellaneous Funds	8080-8099		(780,260.00)	(1,741,375.00)	(994,752.00)	(1,042,290.00)	(1,080,216.00)	(1,045,138.00)	(1,078,218.00)	(937,995.00)
Federal Revenue	8100-8299		0.00	37,992.00	562,551.00	127,874.00	41,510.00	2,781,368.00	1,228,513.00	2,464,635.00
Other State Revenue	8300-8599		53,774.00	1,699,380.00	6,548,114.00	7,271,482.00	6,050,238.00	6,500,397.00	5,868,851.00	5,553,729.00
Other Local Revenue	8600-8799		1,450,580.00	63,527.00	1,032,809.00	939,003.00	550,967.00	332,636.00	388,343.00	597,989.00
Interfund Transfers In	8910-8929		0.00	0.00	0.00	0.00	0.00	0.00	0.00	0.00
All Other Financing Sources	8930-8979		4,207.00	28,741.00	140,194.00	149,814.00	158,873.00	38,553.00	(398,001.00)	0.00
TOTAL RECEIPTS			10,511,810.00	59,310.00	12,822,267.00	7,405,492.00	37,948,447.00	94,965,811.00	15,787,242.00	7,521,332.00
C. DISBURSEMENTS										
Certificated Salaries	1000-1999		645,642.00	2,015,087.00	16,563,851.00	17,002,189.00	17,277,780.00	119.00	34,138,884.00	17,889,821.00
Classified Salaries	2000-2999		27,638.00	2,397,615.00	3,056,169.00	3,813,183.00	4,855,602.00	5,113,818.00	4,786,479.00	4,669,942.00
Employee Benefits	3000-3999		2,524,550.00	826,014.00	5,527,517.00	6,978,194.00	7,097,316.00	2,265,587.00	11,980,145.00	7,100,233.00
Books and Supplies	4000-4999		240,356.00	554,514.00	934,591.00	662,939.00	479,674.00	713,291.00	576,849.00	824,253.00
Services	5000-5999		483,791.00	3,009,954.00	1,638,463.00	2,376,072.00	2,786,402.00	1,310,730.00	1,923,196.00	1,636,460.00
Capital Outlay	6000-6599		0.00	0.00	0.00	0.00	0.00	0.00	0.00	6,065.00
Other Outgo	7000-7499		1,058,486.00	(952,508.00)	991,164.00	692,869.00	867,967.00	713,721.00	592,620.00	766,818.00
Interfund Transfers Out	7600-7629		0.00	0.00	0.00	0.00	0.00	0.00	0.00	0.00
All Other Financing Uses	7630-7699		0.00	0.00	0.00	0.00	0.00	0.00	0.00	0.00
TOTAL DISBURSEMENTS			4,980,463.00	7,850,676.00	28,711,755.00	31,525,446.00	33,364,741.00	10,117,266.00	53,998,173.00	32,893,592.00
D. BALANCE SHEET TRANSACTIONS										
Assets										
Cash Not In Treasury	9111-9199		(2,000.00)	0.00	0.00					
Accounts Receivable	9200-9299	57,108,314.00	31,654,497.00	14,454,745.00	5,664,659.00	2,181,263.00	1,879,290.00	56,726.00	(114,686.00)	(1,029,997.00)
Due From Other Funds	9310	673,666.00	(7,326,334.00)	(5,000,000.00)	0.00					
Stores	9320		88,136.00	(69,799.00)	6,900.00	31,817.00	9,608.00	22,192.00	(38,661.00)	
Prepaid Expenditures	9330		1,094.00	0.00	0.00	0.00	0.00	0.00	(645.00)	0.00
Other Current Assets	9340		(7,146,292.00)	(5,887,247.00)	(167,311.00)	(7,010.00)	1,086.00	(1,409.00)	(1,474.00)	
SUBTOTAL ASSETS		57,781,980.00	17,269,101.00	3,497,699.00	5,504,248.00	2,206,070.00	1,889,984.00	77,509.00	(155,466.00)	(1,029,997.00)
Liabilities										
Accounts Payable	9500-9599	26,340,917.00	18,520,119.00	4,390,035.00	1,082,932.00	(42,369.00)	(574,568.00)	1,065,700.00	(691,282.00)	(320,000.00)
Due To Other Funds	9610	2,880,132.00	2,880,132.00	0.00	0.00					
Current Loans	9640		(66,069,680.00)	4,456,320.00	0.00	0.00	0.00	(213,195.00)	18,106,250.00	0.00
Deferred Revenues	9650	112,955.00	112,955.00	0.00	0.00	0.00	0.00	0.00	0.00	0.00
SUBTOTAL LIABILITIES		29,334,004.00	(44,556,474.00)	8,846,355.00	1,082,932.00	(42,369.00)	(574,568.00)	852,505.00	17,414,968.00	(320,000.00)
Nonoperating										
Suspense Clearing	9910		0.00	0.00	0.00	0.00	0.00	0.00	0.00	0.00
TOTAL BALANCE SHEET TRANSACTIONS		28,447,976.00	61,825,575.00	(5,348,656.00)	4,421,316.00	2,248,439.00	2,464,552.00	(774,996.00)	(17,570,434.00)	(709,997.00)
E. NET INCREASE/DECREASE (B - C + D)			67,356,922.00	(13,140,022.00)	(11,468,172.00)	(21,871,515.00)	7,048,258.00	84,073,549.00	(55,781,365.00)	(26,082,257.00)
F. ENDING CASH (A + E)			81,224,348.00	68,084,326.00	56,616,154.00	34,744,639.00	41,792,897.00	125,866,446.00	70,085,081.00	44,002,824.00
G. ENDING CASH, PLUS CASH ACCRUALS AND ADJUSTMENTS										

	Object	March	April	May	June	Accruals	Adjustments	TOTAL	BUDGET
ACTUALS THROUGH THE MONTH OF (Enter Month Name):	January								
A. BEGINNING CASH		44,002,824.00	24,229,354.00	35,472,541.00	4,242,784.00				
B. RECEIPTS									
Revenue Limit Sources									
Principal Apportionment	8010-8019	(146,895.00)	(10,131.00)	0.00	27,677,453.00	1,042,988.00		26,937,054.00	26,937,054.00
Property Taxes	8020-8079	12,149,625.00	87,078,555.00	(1,221,815.00)	2,165,625.00	1.00		245,251,664.00	245,251,664.00
Miscellaneous Funds	8080-8099	(2,210,438.00)	(1,077,723.00)	(1,013,198.00)	(1,442,481.00)	(394,357.00)		(14,838,441.00)	(14,838,441.00)
Federal Revenue	8100-8299	1,977,883.00	393,951.00	293,627.00	2,060,995.00	7,052,345.00		19,023,244.00	19,023,244.00
Other State Revenue	8300-8599	665,396.00	7,476,886.00	1,652,933.00	2,239,279.00	17,456,117.00		69,036,576.00	69,036,576.00
Other Local Revenue	8600-8799	258,208.00	129,207.00	470,580.00	75,374.00	69,600.00		6,358,823.00	6,358,823.00
Interfund Transfers In	8910-8929	0.00	0.00	0.00	2,711,057.00	0.00		2,711,057.00	2,711,057.00
All Other Financing Sources	8930-8979	0.00	0.00	0.00	(122,381.00)	0.00		0.00	0.00
TOTAL RECEIPTS		12,693,779.00	93,990,745.00	182,127.00	35,364,921.00	25,226,694.00	0.00	354,479,977.00	354,479,977.00
C. DISBURSEMENTS									
Certificated Salaries	1000-1999	17,518,539.00	17,523,275.00	17,543,915.00	19,553,968.00	577,061.00		178,250,131.00	178,250,131.00
Classified Salaries	2000-2999	5,329,282.00	4,755,529.00	4,974,703.00	5,015,508.00	4,685,151.00		53,480,619.00	53,480,619.00
Employee Benefits	3000-3999	7,104,365.00	7,026,432.00	7,069,822.00	6,608,717.00	3,500,232.00		75,609,124.00	75,609,124.00
Books and Supplies	4000-4999	902,188.00	743,846.00	1,334,228.00	843,202.00	2,271,475.00		11,081,406.00	11,081,405.00
Services	5000-5999	2,508,876.00	1,352,387.00	2,511,555.00	2,779,059.00	3,740,882.00		28,057,827.00	28,057,827.00
Capital Outlay	6000-6599	71,222.00	0.00	27,524.00	0.00	452,185.00		556,996.00	556,996.00
Other Outgo	7000-7499	319,790.00	928,281.00	395,137.00	1,221,074.00	2,158,198.00		9,753,617.00	9,753,617.00
Interfund Transfers Out	7600-7629	0.00	0.00	0.00	0.00	0.00		0.00	0.00
All Other Financing Uses	7630-7699	0.00	0.00	0.00	0.00	0.00		0.00	0.00
TOTAL DISBURSEMENTS		33,754,262.00	32,329,750.00	33,856,884.00	36,021,528.00	17,385,184.00	0.00	356,789,720.00	356,789,719.00
D. BALANCE SHEET TRANSACTIONS									
Assets									
Cash Not In Treasury	9111-9199							(2,000.00)	
Accounts Receivable	9200-9299	986,487.00	580,942.00	100,000.00	100,000.00		0.00	56,513,926.00	
Due From Other Funds	9310		3,000,000.00	2,000,000.00	8,000,000.00			673,666.00	
Stores	9320							50,193.00	
Prepaid Expenditures	9330	0.00	0.00	0.00	0.00			449.00	
Other Current Assets	9340							(13,209,657.00)	
SUBTOTAL ASSETS		986,487.00	3,580,942.00	2,100,000.00	8,100,000.00	0.00	0.00	44,026,577.00	
Liabilities									
Accounts Payable	9500-9599	(300,526.00)	(320,000.00)	(345,000.00)	(320,000.00)		228,702.00	22,373,743.00	
Due To Other Funds	9610							2,880,132.00	
Current Loans	9640	0.00	54,318,750.00	0.00	0.00			10,598,445.00	
Deferred Revenues	9650	0.00	0.00	0.00	0.00			112,955.00	
SUBTOTAL LIABILITIES		(300,526.00)	53,998,750.00	(345,000.00)	(320,000.00)	0.00	228,702.00	35,965,275.00	
Nonoperating									
Suspense Clearing	9910	0.00	0.00	0.00	0.00			0.00	
TOTAL BALANCE SHEET TRANSACTIONS		1,287,013.00	(50,417,808.00)	2,445,000.00	8,420,000.00	0.00	(228,702.00)	8,061,302.00	
E. NET INCREASE/DECREASE (B - C + D)		(19,773,470.00)	11,243,187.00	(31,229,757.00)	7,763,393.00	7,841,510.00	(228,702.00)	5,751,559.00	(2,309,742.00)
F. ENDING CASH (A + E)		24,229,354.00	35,472,541.00	4,242,784.00	12,006,177.00				
G. ENDING CASH, PLUS CASH ACCRUALS AND ADJUSTMENTS								19,618,985.00	

Capistrano Unified
Orange County

Second Interim
2012-13 INTERIM REPORT
Cashflow Worksheet - Budget Year (2)

30 66464 0000000
Form CASH

	Object	Beginning Balances (Ref. Only)	July	August	September	October	November	December	January	February
ACTUALS THROUGH THE MONTH OF (Enter Month Name):	January									
A. BEGINNING CASH			12,006,177.00	2,424,381.00	(5,819,264.00)	(12,234,771.00)	(37,085,613.00)	(29,931,634.00)	58,241,827.00	24,581,160.00
B. RECEIPTS										
Revenue Limit Sources										
Principal Apportionment	8010-8019		0.00	(56,897.00)	6,189,455.00	0.00	0.00	6,500,000.00	0.00	212,380.00
Property Taxes	8020-8079		9,783,510.00	27,942.00	5,843,896.00	96,470.00	32,480,343.00	86,816,491.00	10,031,022.00	0.00
Miscellaneous Funds	8080-8099		(800,991.00)	(1,788,537.00)	(1,022,326.00)	(1,071,288.00)	(1,110,391.00)	(1,074,423.00)	(1,108,393.00)	(964,398.00)
Federal Revenue	8100-8299		0.00	31,773.00	395,779.00	111,157.00	38,383.00	2,456,153.00	1,052,308.00	2,296,584.00
Other State Revenue	8300-8599		928,404.00	1,556,180.00	7,010,585.00	5,151,809.00	6,920,648.00	4,150,745.00	9,485,210.00	4,528,411.00
Other Local Revenue	8600-8799		1,477,742.00	61,318.00	1,043,225.00	949,735.00	558,539.00	338,411.00	391,983.00	607,127.00
Interfund Transfers In	8910-8929		0.00	0.00	0.00	0.00	0.00	0.00	0.00	0.00
All Other Financing Sources	8930-8979		0.00	0.00	0.00	0.00	0.00	0.00	0.00	0.00
TOTAL RECEIPTS			11,388,665.00	(168,221.00)	19,460,614.00	5,237,883.00	38,887,522.00	99,187,377.00	19,852,130.00	6,680,104.00
C. DISBURSEMENTS										
Certificated Salaries	1000-1999		684,015.00	2,142,406.00	16,857,666.00	17,300,975.00	17,578,382.00	(541.00)	34,737,803.00	18,202,482.00
Classified Salaries	2000-2999		29,755.00	2,339,049.00	3,007,898.00	3,802,624.00	4,867,700.00	5,141,448.00	4,795,497.00	4,672,832.00
Employee Benefits	3000-3999		2,517,254.00	841,836.00	5,325,123.00	6,861,630.00	6,991,248.00	2,414,065.00	11,616,895.00	6,979,105.00
Books and Supplies	4000-4999		193,639.00	540,236.00	912,836.00	631,309.00	432,949.00	663,297.00	533,952.00	628,806.00
Services	5000-5999		487,487.00	3,058,735.00	1,661,397.00	2,411,118.00	2,813,621.00	1,281,297.00	1,900,738.00	1,591,825.00
Capital Outlay	6000-6599		0.00	0.00	0.00	0.00	0.00	0.00	0.00	11,080.00
Other Outgo	7000-7499		1,055,639.00	(953,978.00)	991,644.00	678,243.00	865,136.00	708,026.00	592,620.00	766,818.00
Interfund Transfers Out	7600-7629		0.00	0.00	0.00	0.00	0.00	0.00	0.00	0.00
All Other Financing Uses	7630-7699		0.00	0.00	0.00	0.00	0.00	0.00	0.00	0.00
TOTAL DISBURSEMENTS			4,967,789.00	7,968,284.00	28,756,564.00	31,685,899.00	33,549,036.00	10,207,592.00	54,177,505.00	32,852,948.00
D. BALANCE SHEET TRANSACTIONS										
Assets										
Cash Not In Treasury	9111-9199		(2,000.00)	0.00	0.00	0.00	0.00	0.00	0.00	0.00
Accounts Receivable	9200-9299		9,641,442.00	8,929,586.00	3,813,859.00	1,468,582.00	1,265,274.00	38,192.00	(77,215.00)	0.00
Due From Other Funds	9310		(7,326,334.00)	(5,000,000.00)	0.00	0.00	0.00	0.00	0.00	0.00
Stores	9320		88,136.00	(69,799.00)	6,900.00	0.00	0.00	0.00	0.00	0.00
Prepaid Expenditures	9330		1,094.00	0.00	0.00	0.00	0.00	0.00	0.00	0.00
Other Current Assets	9340		(271,292.00)	(49,053.00)	(167,311.00)	0.00	0.00	0.00	0.00	0.00
SUBTOTAL ASSETS		0.00	2,131,046.00	3,810,734.00	3,653,448.00	1,468,582.00	1,265,274.00	38,192.00	(77,215.00)	0.00
Liabilities										
Accounts Payable	9500-9599		15,140,631.00	3,917,874.00	773,005.00	(128,592.00)	(550,219.00)	844,516.00	(741,923.00)	(340,755.00)
Due To Other Funds	9610		2,880,132.00	0.00	0.00	0.00	0.00	0.00	0.00	0.00
Current Loans	9640		0.00	0.00	0.00	0.00	0.00	0.00	0.00	0.00
Deferred Revenues	9650		112,955.00	0.00	0.00	0.00	0.00	0.00	0.00	0.00
SUBTOTAL LIABILITIES		0.00	18,133,718.00	3,917,874.00	773,005.00	(128,592.00)	(550,219.00)	844,516.00	(741,923.00)	(340,755.00)
Nonoperating										
Suspense Clearing	9910									
TOTAL BALANCE SHEET TRANSACTIONS		0.00	(16,002,672.00)	(107,140.00)	2,880,443.00	1,597,174.00	1,815,493.00	(806,324.00)	664,708.00	340,755.00
E. NET INCREASE/DECREASE (B - C + D)			(9,581,796.00)	(8,243,645.00)	(6,415,507.00)	(24,850,842.00)	7,153,979.00	88,173,461.00	(33,660,667.00)	(25,832,089.00)
F. ENDING CASH (A + E)			2,424,381.00	(5,819,264.00)	(12,234,771.00)	(37,085,613.00)	(29,931,634.00)	58,241,827.00	24,581,160.00	(1,250,929.00)
G. ENDING CASH, PLUS CASH ACCRUALS AND ADJUSTMENTS										

	Object	March	April	May	June	Accruals	Adjustments	TOTAL	BUDGET
ACTUALS THROUGH THE MONTH OF (Enter Month Name):	January								
A. BEGINNING CASH		(1,250,929.00)	(15,083,950.00)	52,571,557.00	22,217,223.00				
B. RECEIPTS									
Revenue Limit Sources									
Principal Apportionment	8010-8019	6,521,562.00	1,203,867.00	403,197.00	6,500,000.00	2,468,934.00		29,942,498.00	29,942,498.00
Property Taxes	8020-8079	12,149,625.00	87,078,555.00	(1,221,815.00)	2,165,625.00	0.00		245,251,664.00	245,251,664.00
Miscellaneous Funds	8080-8099	(2,270,163.00)	(1,107,329.00)	(1,041,181.00)	(1,479,021.00)	0.00		(14,838,441.00)	(14,838,441.00)
Federal Revenue	8100-8299	1,549,949.00	377,588.00	266,956.00	1,632,294.00	6,078,200.00		16,287,124.00	16,287,123.00
Other State Revenue	8300-8599	694,224.00	8,509,887.00	2,169,382.00	2,392,496.00	17,487,232.00		70,985,213.00	70,985,213.00
Other Local Revenue	8600-8799	261,850.00	130,540.00	477,050.00	84,566.00	51,539.00		6,433,625.00	6,433,625.00
Interfund Transfers In	8910-8929	0.00	0.00	0.00	2,711,057.00	0.00		2,711,057.00	2,711,057.00
All Other Financing Sources	8930-8979	0.00	0.00	0.00	0.00	0.00		0.00	0.00
TOTAL RECEIPTS		18,907,047.00	96,193,108.00	1,053,589.00	14,007,017.00	26,085,905.00	0.00	356,772,740.00	356,772,739.00
C. DISBURSEMENTS									
Certificated Salaries	1000-1999	17,820,813.00	17,830,631.00	17,846,232.00	19,882,099.00	604,199.00		181,487,162.00	181,487,162.00
Classified Salaries	2000-2999	5,348,496.00	4,752,206.00	4,975,804.00	5,032,730.00	4,602,909.00		53,368,948.00	53,368,948.00
Employee Benefits	3000-3999	6,984,827.00	6,902,493.00	6,949,503.00	6,699,961.00	3,302,572.00		74,386,512.00	74,386,512.00
Books and Supplies	4000-4999	687,996.00	563,884.00	1,166,231.00	602,597.00	1,657,602.00		9,215,334.00	9,215,334.00
Services	5000-5999	2,441,493.00	1,291,994.00	2,452,626.00	2,670,743.00	6,204,339.00		30,267,413.00	30,267,413.00
Capital Outlay	6000-6599	130,111.00	0.00	50,283.00	0.00	776,455.00		967,929.00	967,929.00
Other Outgo	7000-7499	315,829.00	928,281.00	395,137.00	1,220,647.00	2,099,575.00		9,663,617.00	9,663,617.00
Interfund Transfers Out	7600-7629	0.00	0.00	0.00	0.00	0.00		0.00	
All Other Financing Uses	7630-7699	0.00	0.00	0.00	0.00	0.00		0.00	
TOTAL DISBURSEMENTS		33,729,565.00	32,269,489.00	33,835,816.00	36,108,777.00	19,247,651.00	0.00	359,356,915.00	359,356,915.00
D. BALANCE SHEET TRANSACTIONS									
Assets									
Cash Not In Treasury	9111-9199	0.00	0.00	0.00	0.00			(2,000.00)	
Accounts Receivable	9200-9299	664,174.00	391,133.00	67,327.00	67,327.00			26,269,681.00	
Due From Other Funds	9310	0.00	3,000,000.00	2,000,000.00	8,000,000.00			673,666.00	
Stores	9320	0.00	0.00	0.00	0.00			25,237.00	
Prepaid Expenditures	9330	0.00	0.00	0.00	0.00			1,094.00	
Other Current Assets	9340	0.00	0.00	0.00	0.00			(487,656.00)	
SUBTOTAL ASSETS		664,174.00	3,391,133.00	2,067,327.00	8,067,327.00	0.00	0.00	26,480,022.00	
Liabilities									
Accounts Payable	9500-9599	(325,323.00)	(340,755.00)	(360,566.00)	(340,755.00)			17,547,138.00	
Due To Other Funds	9610	0.00	0.00	0.00	0.00			2,880,132.00	
Current Loans	9640	0.00	0.00	0.00	0.00			0.00	
Deferred Revenues	9650	0.00	0.00	0.00	0.00			112,955.00	
SUBTOTAL LIABILITIES		(325,323.00)	(340,755.00)	(360,566.00)	(340,755.00)	0.00	0.00	20,540,225.00	
Nonoperating									
Suspense Clearing	9910							0.00	
TOTAL BALANCE SHEET TRANSACTIONS		989,497.00	3,731,888.00	2,427,893.00	8,408,082.00	0.00	0.00	5,939,797.00	
E. NET INCREASE/DECREASE (B - C + D)		(13,833,021.00)	67,655,507.00	(30,354,334.00)	(13,693,678.00)	6,838,254.00	0.00	3,355,622.00	(2,584,176.00)
F. ENDING CASH (A + E)		(15,083,950.00)	52,571,557.00	22,217,223.00	8,523,545.00				
G. ENDING CASH, PLUS CASH ACCRUALS AND ADJUSTMENTS								15,361,799.00	

NOTICE OF CRITERIA AND STANDARDS REVIEW. This interim report was based upon and reviewed using the state-adopted Criteria and Standards. (Pursuant to Education Code (EC) sections 33129 and 42130)

Signed: _____ Date: _____
District Superintendent or Designee

NOTICE OF INTERIM REVIEW. All action shall be taken on this report during a regular or authorized special meeting of the governing board.

To the County Superintendent of Schools:
This interim report and certification of financial condition are hereby filed by the governing board of the school district. (Pursuant to EC Section 42131)

Meeting Date: March 11th, 2013 Signed: _____
President of the Governing Board

CERTIFICATION OF FINANCIAL CONDITION

____ POSITIVE CERTIFICATION
As President of the Governing Board of this school district, I certify that based upon current projections this district will meet its financial obligations for the current fiscal year and subsequent two fiscal years.

_X_ QUALIFIED CERTIFICATION
As President of the Governing Board of this school district, I certify that based upon current projections this district may not meet its financial obligations for the current fiscal year or two subsequent fiscal years.

____ NEGATIVE CERTIFICATION
As President of the Governing Board of this school district, I certify that based upon current projections this district will be unable to meet its financial obligations for the remainder of the current fiscal year or for the subsequent fiscal year.

Contact person for additional information on the interim report:

Name: Philippa Geiger Telephone: 949.234.9316

Title: Executive Director, Fiscal Services E-mail: pkgeiger@capousd.org

Criteria and Standards Review Summary

The following summary is automatically completed based on data provided in the Criteria and Standards Review form (Form 01CSI). Criteria and standards that are "Not Met," and supplemental information and additional fiscal indicators that are "Yes," may indicate areas of potential concern, which could affect the interim report certification, and should be carefully reviewed.

CRITERIA AND STANDARDS			Met	Not Met
1	Average Daily Attendance	Funded ADA for any of the current or two subsequent fiscal years has not changed by more than two percent since first interim.	X	

CRITERIA AND STANDARDS (continued)			Met	Not Met
2	Enrollment	Projected enrollment for any of the current or two subsequent fiscal years has not changed by more than two percent since first interim.	X	
3	ADA to Enrollment	Projected second period (P-2) ADA to enrollment ratio for the current and two subsequent fiscal years is consistent with historical ratios.	X	
4	Revenue Limit	Projected revenue limit for any of the current or two subsequent fiscal years has not changed by more than two percent since first interim.	X	
5	Salaries and Benefits	Projected ratio of total unrestricted salaries and benefits to total unrestricted general fund expenditures has not changed by more than the standard for the current and two subsequent fiscal years.		X
6a	Other Revenues	Projected operating revenues (federal, other state, other local) for the current and two subsequent fiscal years have not changed by more than five percent since first interim.	X	
6b	Other Expenditures	Projected operating expenditures (books and supplies, services and other expenditures) for the current and two subsequent fiscal years have not changed by more than five percent since first interim.		X
7a	Deferred Maintenance	SBX3 4 (Chapter 12, Statutes of 2009), as amended by SB 70 (Chapter 7, Statutes of 2011), eliminates the local match requirement for Deferred Maintenance from 2008-09 through 2014-15. Therefore, this item has been inactivated for that period.		
7b	Ongoing and Major Maintenance Account	If applicable, changes occurring since first interim meet the required contribution to the ongoing and major maintenance account (i.e., restricted maintenance account).	X	
8	Deficit Spending	Unrestricted deficit spending, if any, has not exceeded the standard in any of the current or two subsequent fiscal years.		X
9a	Fund Balance	Projected general fund balance will be positive at the end of the current and two subsequent fiscal years.	X	
9b	Cash Balance	Projected general fund cash balance will be positive at the end of the current fiscal year.	X	
10	Reserves	Available reserves (e.g., reserve for economic uncertainties, unassigned/unappropriated amounts) meet minimum requirements for the current and two subsequent fiscal years.	X	

SUPPLEMENTAL INFORMATION			No	Yes
S1	Contingent Liabilities	Have any known or contingent liabilities (e.g., financial or program audits, litigation, state compliance reviews) occurred since first interim that may impact the budget?	X	
S2	Using One-time Revenues to Fund Ongoing Expenditures	Are there ongoing general fund expenditures funded with one-time revenues that have changed since first interim by more than five percent?	X	
S3	Temporary Interfund Borrowings	Are there projected temporary borrowings between funds?	X	
S4	Contingent Revenues	Are any projected revenues for any of the current or two subsequent fiscal years contingent on reauthorization by the local government, special legislation, or other definitive act (e.g., parcel taxes, forest reserves)?	X	
S5	Contributions	Have contributions from unrestricted to restricted resources, or transfers to or from the general fund to cover operating deficits, changed since first interim by more than $20,000 and more than 5% for any of the current or two subsequent fiscal years?	X	

SUPPLEMENTAL INFORMATION (continued)			No	Yes
S6	Long-term Commitments	Does the district have long-term (multiyear) commitments or debt agreements?		X
		• If yes, have annual payments for the current or two subsequent fiscal years increased over prior year's (2011-12) annual payment?		X
		• If yes, will funding sources used to pay long-term commitments decrease or expire prior to the end of the commitment period, or are they one-time sources?	X	
S7a	Postemployment Benefits Other than Pensions	Does the district provide postemployment benefits other than pensions (OPEB)?		X
		• If yes, have there been changes since first interim in OPEB liabilities?	X	
S7b	Other Self-insurance Benefits	Does the district operate any self-insurance programs (e.g., workers' compensation)?		X
		• If yes, have there been changes since first interim in self-insurance liabilities?	X	
S8	Status of Labor Agreements	As of second interim projections, are salary and benefit negotiations still unsettled for:		
		• Certificated? (Section S8A, Line 1b)	X	
		• Classified? (Section S8B, Line 1b)	X	
		• Management/supervisor/confidential? (Section S8C, Line 1b)	X	
S8	Labor Agreement Budget Revisions	For negotiations settled since first interim, per Government Code Section 3547.5(c), are budget revisions still needed to meet the costs of the collective bargaining agreement(s) for:		
		• Certificated? (Section S8A, Line 3)	n/a	
		• Classified? (Section S8B, Line 3)	n/a	
S9	Status of Other Funds	Are any funds other than the general fund projected to have a negative fund balance at the end of the current fiscal year?	X	

ADDITIONAL FISCAL INDICATORS			No	Yes
A1	Negative Cash Flow	Do cash flow projections show that the district will end the current fiscal year with a negative cash balance in the general fund?	X	
A2	Independent Position Control	Is personnel position control independent from the payroll system?		X
A3	Declining Enrollment	Is enrollment decreasing in both the prior and current fiscal years?		X
A4	New Charter Schools Impacting District Enrollment	Are any new charter schools operating in district boundaries that are impacting the district's enrollment, either in the prior or current fiscal year?		X
A5	Salary Increases Exceed COLA	Has the district entered into a bargaining agreement where any of the current or subsequent fiscal years of the agreement would result in salary increases that are expected to exceed the projected state funded cost-of-living adjustment?	X	
A6	Uncapped Health Benefits	Does the district provide uncapped (100% employer paid) health benefits for current or retired employees?	X	
A7	Independent Financial System	Is the district's financial system independent from the county office system?	X	
A8	Fiscal Distress Reports	Does the district have any reports that indicate fiscal distress? If yes, provide copies to the COE, pursuant to EC 42127.6(a).	X	
A9	Change of CBO or Superintendent	Have there been personnel changes in the superintendent or chief business official (CBO) positions within the last 12 months?		X

Description	Object Codes	Projected Year Totals (Form 01I) (A)	% Change (Cols. C-A/A) (B)	2013-14 Projection (C)	% Change (Cols. E-C/C) (D)	2014-15 Projection (E)
(Enter projections for subsequent years 1 and 2 in Columns C and E; current year - Column A - is extracted except line A1i)						
A. REVENUES AND OTHER FINANCING SOURCES						
1. Revenue Limit Sources	8010-8099	252,358,257.00				
a. Base Revenue Limit per ADA (Form RLI, line 4, ID 0024)		6,704.18	1.66%	6,815.18	2.22%	6,966.18
b. AB 851 Add-on (Meals, BTS, Special Adj.) (Form RLI, line 5b, ID 0719)		22.49	1.65%	22.86	2.19%	23.36
c. Revenue Limit ADA (Form RLI, line 5c, ID 0033)		49,168.63	-0.47%	48,938.43	-0.27%	48,806.68
d. Total Base Revenue Limit ([Line A1a plus A1b] times A1c) (ID 0034, 0724)		330,741,148.36	1.18%	334,642,941.88	1.94%	341,136,242.13
e. Other Revenue Limit (Form RLI, lines 6 thru 14)		623,646.56	0.00%	623,647.00	0.00%	623,647.00
f. Total Revenue Limit Subject to Deficit (Sum lines A1d plus A1e, ID 0082)		331,364,794.92	1.18%	335,266,588.88	1.94%	341,759,889.13
g. Deficit Factor (Form RLI, line 16)		0.77728	0.00%	0.77728	0.00%	0.77728
h. Deficited Revenue Limit (Line A1f times line A1g) (ID 0284)		257,563,227.80	1.18%	260,596,014.20	1.94%	265,643,126.62
i. Plus: Other Adjustments (e.g., basic aid, charter schools object 8015, prior year adjustments objects 8019 and 8099)			0.00%	(27,343.00)	235.55%	(91,749.62)
j. Revenue Limit Transfers (Objects 8091 and 8097)		(4,992,020.00)	0.00%	(4,992,020.00)	0.00%	(4,992,020.00)
k. Other Adjustments (Form RLI, lines 18 thru 20 and line 41)		(212,950.00)	0.00%	(212,950.00)	0.00%	(212,950.00)
l. Total Revenue Limit Sources (Sum lines A1h thru A1k) (Must equal line A1)		252,358,257.80	1.19%	255,363,701.20	1.95%	260,346,407.00
2. Federal Revenues	8100-8299	717,790.00	-8.20%	658,931.00	1.95%	671,783.00
3. Other State Revenues	8300-8599	33,154,893.00	2.37%	33,941,201.00	1.76%	34,538,213.00
4. Other Local Revenues	8600-8799	5,558,372.00	1.35%	5,633,172.00	1.35%	5,709,468.00
5. Other Financing Sources						
a. Transfers In	8900-8929	2,711,057.00	0.00%	2,711,057.00	0.00%	2,711,057.00
b. Other Sources	8930-8979	0.00	0.00%	0.00	0.00%	0.00
c. Contributions	8980-8999	(48,439,332.00)	3.32%	(50,046,056.00)	1.30%	(50,694,578.00)
6. Total (Sum lines A1l thru A5)		246,061,037.80	0.89%	248,262,006.20	2.02%	253,282,350.00
B. EXPENDITURES AND OTHER FINANCING USES						
1. Certificated Salaries						
a. Base Salaries				147,048,223.00		161,167,225.00
b. Step & Column Adjustment				2,205,723.00		2,417,508.00
c. Cost-of-Living Adjustment						
d. Other Adjustments				11,913,279.00		
e. Total Certificated Salaries (Sum lines B1a thru B1d)	1000-1999	147,048,223.00	9.60%	161,167,225.00	1.50%	163,584,733.00
2. Classified Salaries						
a. Base Salaries				26,652,356.00		30,004,122.00
b. Step & Column Adjustment				533,047.00		600,083.00
c. Cost-of-Living Adjustment						
d. Other Adjustments				2,818,719.00		
e. Total Classified Salaries (Sum lines B2a thru B2d)	2000-2999	26,652,356.00	12.58%	30,004,122.00	2.00%	30,604,205.00
3. Employee Benefits	3000-3999	55,207,929.00	3.94%	57,385,140.00	1.24%	58,093,902.00
4. Books and Supplies	4000-4999	4,754,095.00	-42.23%	2,746,596.00	2.40%	2,812,514.00
5. Services and Other Operating Expenditures	5000-5999	18,796,903.12	0.60%	18,910,435.00	3.99%	19,664,285.00
6. Capital Outlay	6000-6999	471,994.00	86.95%	882,378.00	-34.00%	582,378.00
7. Other Outgo (excluding Transfers of Indirect Costs)	7100-7299, 7400-7499	3,913,201.88	0.00%	3,913,202.00	0.00%	3,913,202.00
8. Other Outgo - Transfers of Indirect Costs	7300-7399	(4,528,005.00)	0.00%	(4,528,005.00)	0.00%	(4,528,005.00)
9. Other Financing Uses						
a. Transfers Out	7600-7629	0.00	0.00%	0.00	0.00%	0.00
b. Other Uses	7630-7699	0.00	0.00%	0.00	0.00%	0.00
10. Other Adjustments (Explain in Section F below)				(20,000,000.00)		(21,500,000.00)
11. Total (Sum lines B1 thru B10)		252,316,697.00	-0.73%	250,481,093.00	1.10%	253,227,214.00
C. NET INCREASE (DECREASE) IN FUND BALANCE (Line A6 minus line B11)		(6,255,659.20)		(2,219,086.80)		55,136.00
D. FUND BALANCE						
1. Net Beginning Fund Balance (Form 01I, line F1e)		16,640,290.00		10,384,630.80		8,165,544.00
2. Ending Fund Balance (Sum lines C and D1)		10,384,630.80		8,165,544.00		8,220,680.00
3. Components of Ending Fund Balance (Form 01I)						
a. Nonspendable	9710-9719	325,000.00		325,000.00		325,000.00
b. Restricted	9740					
c. Committed						
1. Stabilization Arrangements	9750	0.00		0.00		0.00
2. Other Commitments	9760	0.00		0.00		0.00
d. Assigned	9780	180,000.00				
e. Unassigned/Unappropriated						
1. Reserve for Economic Uncertainties	9789	7,296,000.00		7,186,000.00		7,250,000.00
2. Unassigned/Unappropriated	9790	2,583,630.00		654,544.00		645,680.00
f. Total Components of Ending Fund Balance (Line D3f must agree with line D2)		10,384,630.00		8,165,544.00		8,220,680.00

Description	Object Codes	Projected Year Totals (Form 01I) (A)	% Change (Cols. C-A/A) (B)	2013-14 Projection (C)	% Change (Cols. E-C/C) (D)	2014-15 Projection (E)
E. AVAILABLE RESERVES						
1. General Fund						
a. Stabilization Arrangements	9750	0.00		0.00		0.00
b. Reserve for Economic Uncertainties	9789	7,296,000.00		7,186,000.00		7,250,000.00
c. Unassigned/Unappropriated	9790	2,583,630.00		654,544.00		645,680.00
(Enter other reserve projections in Columns C and E for subsequent years 1 and 2; current year - Column A - is extracted)						
2. Special Reserve Fund - Noncapital Outlay (Fund 17)						
a. Stabilization Arrangements	9750	0.00		0.00		0.00
b. Reserve for Economic Uncertainties	9789	0.00		0.00		0.00
c. Unassigned/Unappropriated	9790	0.00		0.00		0.00
3. Total Available Reserves (Sum lines E1a thru E2c)		9,879,630.00		7,840,544.00		7,895,680.00

F. ASSUMPTIONS

Please provide below or on a separate attachment, the assumptions used to determine the projections for the first and second subsequent fiscal years. Further, please include an explanation for any significant expenditure adjustments projected in lines B1d, B2d, and B10. For additional information, please refer to the Budget Assumptions section of the SACS Financial Reporting Software User Guide.

Line 1d/2d. Add back negotiated agreements for reduction in salary plus class size for 2012-13 plus other staffing adjustments.

Description	Object Codes	Projected Year Totals (Form 01I) (A)	% Change (Cols. C-A/A) (B)	2013-14 Projection (C)	% Change (Cols. E-C/C) (D)	2014-15 Projection (E)
(Enter projections for subsequent years 1 and 2 in Columns C and E; current year - Column A - is extracted)						
A. REVENUES AND OTHER FINANCING SOURCES						
1. Revenue Limit Sources	8010-8099	4,992,020.00	0.00%	4,992,020.00	0.00%	4,992,020.00
2. Federal Revenues	8100-8299	18,305,438.00	-14.63%	15,628,192.00	2.00%	15,940,756.00
3. Other State Revenues	8300-8599	36,996,434.00	0.13%	37,044,011.00	2.09%	37,817,512.00
4. Other Local Revenues	8600-8799	800,449.00	0.00%	800,449.00	0.00%	800,449.00
5. Other Financing Sources						
a. Transfers In	8900-8929	0.00	0.00%	0.00	0.00%	0.00
b. Other Sources	8930-8979	0.00	0.00%	0.00	0.00%	0.00
c. Contributions	8980-8999	48,439,332.00	3.32%	50,046,056.00	1.30%	50,694,578.00
6. Total (Sum lines A1 thru A5)		109,533,673.00	-0.93%	108,510,728.00	1.60%	110,245,315.00
B. EXPENDITURES AND OTHER FINANCING USES						
1. Certificated Salaries						
a. Base Salaries				31,201,908.00		31,319,937.00
b. Step & Column Adjustment				468,029.00		469,799.00
c. Cost-of-Living Adjustment				0.00		0.00
d. Other Adjustments				(350,000.00)		0.00
e. Total Certificated Salaries (Sum lines B1a thru B1d)	1000-1999	31,201,908.00	0.38%	31,319,937.00	1.50%	31,789,736.00
2. Classified Salaries						
a. Base Salaries				26,828,262.77		27,364,827.00
b. Step & Column Adjustment				536,565.00		547,297.00
c. Cost-of-Living Adjustment						
d. Other Adjustments				(0.77)		
e. Total Classified Salaries (Sum lines B2a thru B2d)	2000-2999	26,828,262.77	2.00%	27,364,827.00	2.00%	27,912,124.00
3. Employee Benefits	3000-3999	19,901,195.16	0.50%	20,001,370.00	1.53%	20,306,661.00
4. Books and Supplies	4000-4999	8,327,310.07	-22.32%	6,468,771.00	-4.23%	6,195,277.00
5. Services and Other Operating Expenditures	5000-5999	15,164,871.00	-11.92%	13,356,978.00	2.40%	13,677,545.00
6. Capital Outlay	6000-6999	85,000.00	0.65%	85,550.00	0.00%	85,550.00
7. Other Outgo (excluding Transfers of Indirect Costs)	7100-7299, 7400-7499	6,490,538.00	-1.39%	6,400,538.00	0.00%	6,400,538.00
8. Other Outgo - Transfers of Indirect Costs	7300-7399	3,877,882.00	0.00%	3,877,882.00	0.00%	3,877,884.00
9. Other Financing Uses						
a. Transfers Out	7600-7629	0.00	0.00%	0.00	0.00%	0.00
b. Other Uses	7630-7699	0.00	0.00%	0.00	0.00%	0.00
10. Other Adjustments (Explain in Section F below)						
11. Total (Sum lines B1 thru B10)		111,876,967.00	-2.68%	108,875,853.00	1.26%	110,245,315.00
C. NET INCREASE (DECREASE) IN FUND BALANCE (Line A6 minus line B11)		(2,343,294.00)		(365,125.00)		0.00
D. FUND BALANCE						
1. Net Beginning Fund Balance (Form 01I, line F1e)		2,708,419.00		365,125.00		0.00
2. Ending Fund Balance (Sum lines C and D1)		365,125.00		0.00		0.00
3. Components of Ending Fund Balance (Form 01I)						
a. Nonspendable	9710-9719	0.00		0.00		0.00
b. Restricted	9740	365,125.00		0.00		0.00
c. Committed						
1. Stabilization Arrangements	9750					
2. Other Commitments	9760					
d. Assigned	9780					
e. Unassigned/Unappropriated						
1. Reserve for Economic Uncertainties	9789					
2. Unassigned/Unappropriated	9790	0.00		0.00		0.00
f. Total Components of Ending Fund Balance (Line D3f must agree with line D2)		365,125.00		0.00		0.00

Description	Object Codes	Projected Year Totals (Form 01I) (A)	% Change (Cols. C-A/A) (B)	2013-14 Projection (C)	% Change (Cols. E-C/C) (D)	2014-15 Projection (E)
E. AVAILABLE RESERVES						
1. General Fund						
a. Stabilization Arrangements	9750					
b. Reserve for Economic Uncertainties	9789					
c. Unassigned/Unappropriated Amount	9790					
(Enter current year reserve projections in Column A, and other reserve projections in Columns C and E for subsequent years 1 and 2)						
2. Special Reserve Fund - Noncapital Outlay (Fund 17)						
a. Stabilization Arrangements	9750					
b. Reserve for Economic Uncertainties	9789					
c. Unassigned/Unappropriated	9790					
3. Total Available Reserves (Sum lines E1a thru E2c)						

F. ASSUMPTIONS

Please provide below or on a separate attachment, the assumptions used to determine the projections for the first and second subsequent fiscal years. Further, please include an explanation for any significant expenditure adjustments projected in lines B1d, B2d, and B10. For additional information, please refer to the Budget Assumptions section of the SACS Financial Reporting Software User Guide.

Line 1d. End of QEIA and reduction of corresponding salaries

Description	Object Codes	Projected Year Totals (Form 01I) (A)	% Change (Cols. C-A/A) (B)	2013-14 Projection (C)	% Change (Cols. E-C/C) (D)	2014-15 Projection (E)
(Enter projections for subsequent years 1 and 2 in Columns C and E; current year - Column A - is extracted)						
A. REVENUES AND OTHER FINANCING SOURCES						
1. Revenue Limit Sources	8010-8099	257,350,277.00	1.17%	260,355,721.20	1.91%	265,338,427.00
2. Federal Revenues	8100-8299	19,023,228.00	-14.38%	16,287,123.00	2.00%	16,612,539.00
3. Other State Revenues	8300-8599	70,151,327.00	1.19%	70,985,212.00	1.93%	72,355,725.00
4. Other Local Revenues	8600-8799	6,358,821.00	1.18%	6,433,621.00	1.19%	6,509,917.00
5. Other Financing Sources						
a. Transfers In	8900-8929	2,711,057.00	0.00%	2,711,057.00	0.00%	2,711,057.00
b. Other Sources	8930-8979	0.00	0.00%	0.00	0.00%	0.00
c. Contributions	8980-8999	0.00	0.00%	0.00	0.00%	0.00
6. Total (Sum lines A1 thru A5)		355,594,710.80	0.33%	356,772,734.20	1.89%	363,527,665.00
B. EXPENDITURES AND OTHER FINANCING USES						
1. Certificated Salaries						
a. Base Salaries				178,250,131.00		192,487,162.00
b. Step & Column Adjustment				2,673,752.00		2,887,307.00
c. Cost-of-Living Adjustment				0.00		0.00
d. Other Adjustments				11,563,279.00		0.00
e. Total Certificated Salaries (Sum lines B1a thru B1d)	1000-1999	178,250,131.00	7.99%	192,487,162.00	1.50%	195,374,469.00
2. Classified Salaries						
a. Base Salaries				53,480,618.77		57,368,949.00
b. Step & Column Adjustment				1,069,612.00		1,147,380.00
c. Cost-of-Living Adjustment				0.00		0.00
d. Other Adjustments				2,818,718.23		0.00
e. Total Classified Salaries (Sum lines B2a thru B2d)	2000-2999	53,480,618.77	7.27%	57,368,949.00	2.00%	58,516,329.00
3. Employee Benefits	3000-3999	75,109,124.16	3.03%	77,386,510.00	1.31%	78,400,563.00
4. Books and Supplies	4000-4999	13,081,405.07	-29.55%	9,215,367.00	-2.25%	9,007,791.00
5. Services and Other Operating Expenditures	5000-5999	33,961,774.12	-4.99%	32,267,413.00	3.33%	33,341,830.00
6. Capital Outlay	6000-6999	556,994.00	73.78%	967,928.00	-30.99%	667,928.00
7. Other Outgo (excluding Transfers of Indirect Costs)	7100-7299, 7400-7499	10,403,739.88	-0.87%	10,313,740.00	0.00%	10,313,740.00
8. Other Outgo - Transfers of Indirect Costs	7300-7399	(650,123.00)	0.00%	(650,123.00)	0.00%	(650,121.00)
9. Other Financing Uses						
a. Transfers Out	7600-7629	0.00	0.00%	0.00	0.00%	0.00
b. Other Uses	7630-7699	0.00	0.00%	0.00	0.00%	0.00
10. Other Adjustments				(20,000,000.00)		(21,500,000.00)
11. Total (Sum lines B1 thru B10)		364,193,664.00	-1.33%	359,356,946.00	1.15%	363,472,529.00
C. NET INCREASE (DECREASE) IN FUND BALANCE (Line A6 minus line B11)		(8,598,953.20)		(2,584,211.80)		55,136.00
D. FUND BALANCE						
1. Net Beginning Fund Balance (Form 01I, line F1e)		19,348,709.00		10,749,755.80		8,165,544.00
2. Ending Fund Balance (Sum lines C and D1)		10,749,755.80		8,165,544.00		8,220,680.00
3. Components of Ending Fund Balance (Form 01I)						
a. Nonspendable	9710-9719	325,000.00		325,000.00		325,000.00
b. Restricted	9740	365,125.00		0.00		0.00
c. Committed						
1. Stabilization Arrangements	9750	0.00		0.00		0.00
2. Other Commitments	9760	0.00		0.00		0.00
d. Assigned	9780	180,000.00		0.00		0.00
e. Unassigned/Unappropriated						
1. Reserve for Economic Uncertainties	9789	7,296,000.00		7,186,000.00		7,250,000.00
2. Unassigned/Unappropriated	9790	2,583,630.00		654,544.00		645,680.00
f. Total Components of Ending Fund Balance (Line D3eF must agree with line D2)		10,749,755.00		8,165,544.00		8,220,680.00

Description	Object Codes	Projected Year Totals (Form 01I) (A)	% Change (Cols. C-A/A) (B)	2013-14 Projection (C)	% Change (Cols. E-C/C) (D)	2014-15 Projection (E)
E. AVAILABLE RESERVES (Unrestricted except as noted)						
1. General Fund						
a. Stabilization Arrangements	9750	0.00		0.00		0.00
b. Reserve for Economic Uncertainties	9789	7,296,000.00		7,186,000.00		7,250,000.00
c. Unassigned/Unappropriated	9790	2,583,630.00		654,544.00		645,680.00
d. Negative Restricted Ending Balances (Negative resources 2000-9999) (Enter projections)	979Z			0.00		0.00
2. Special Reserve Fund - Noncapital Outlay (Fund 17)						
a. Stabilization Arrangements	9750	0.00		0.00		0.00
b. Reserve for Economic Uncertainties	9789	0.00		0.00		0.00
c. Unassigned/Unappropriated	9790	0.00		0.00		0.00
3. Total Available Reserves - by Amount (Sum lines E1 thru E2b)		9,879,630.00		7,840,544.00		7,895,680.00
4. Total Available Reserves - by Percent (Line E3 divided by Line F3c)		2.71%		2.18%		2.17%
F. RECOMMENDED RESERVES						
1. Special Education Pass-through Exclusions For districts that serve as the administrative unit (AU) of a special education local plan area (SELPA):						
a. Do you choose to exclude from the reserve calculation the pass-through funds distributed to SELPA members?	No					
b. If you are the SELPA AU and are excluding special education pass-through funds: 1. Enter the name(s) of the SELPA(s):						
2. Special education pass-through funds (Column A: Fund 10, resources 3300-3499 and 6500-6540, objects 7211-7213 and 7221-7223; enter projections for subsequent years 1 and 2 in Columns C and E)		0.00		0.00		0.00
2. District ADA Used to determine the reserve standard percentage level on line F3d (Column A: Form AI, Estimated P-2 ADA column, lines 1-4 and 22; enter projections)		48,488.39		48,356.87		48,256.87
3. Calculating the Reserves						
a. Expenditures and Other Financing Uses (Line B11)		364,193,664.00		359,356,946.00		363,472,529.00
b. Plus: Special Education Pass-through Funds (Line F1b2, if Line F1a is No)		0.00		0.00		0.00
c. Total Expenditures and Other Financing Uses (Line F3a plus line F3b)		364,193,664.00		359,356,946.00		363,472,529.00
d. Reserve Standard Percentage Level (Refer to Form 01CSI, Criterion 10 for calculation details)		2%		2%		2%
e. Reserve Standard - By Percent (Line F3c times F3d)		7,283,873.28		7,187,138.92		7,269,450.58
f. Reserve Standard - By Amount (Refer to Form 01CSI, Criterion 10 for calculation details)		0.00		0.00		0.00
g. Reserve Standard (Greater of Line F3e or F3f)		7,283,873.28		7,187,138.92		7,269,450.58
h. Available Reserves (Line E3) Meet Reserve Standard (Line F3g)		YES		YES		YES

Description	Principal Appt. Software Data ID	Original Budget	Board Approved Operating Budget	Projected Year Totals
BASE REVENUE LIMIT PER ADA				
1. Base Revenue Limit per ADA (prior year)	0025	6,492.18	6,492.18	6,492.18
2. Inflation Increase	0041	212.00	212.00	212.00
3. All Other Adjustments	0042, 0525	0.00	0.00	0.00
4. TOTAL, BASE REVENUE LIMIT PER ADA (Sum Lines 1 through 3)	0024	6,704.18	6,704.18	6,704.18
REVENUE LIMIT SUBJECT TO DEFICIT				
5. Total Base Revenue Limit				
a. Base Revenue Limit per ADA (from Line 4)	0024	6,704.18	6,704.18	6,704.18
b. AB 851 Add-on (Meals, BTS, Special Adjustments)	0719	0.00	22.50	22.49
c. Revenue Limit ADA	0033	49,204.43	49,168.40	49,168.63
d. Total Base Revenue Limit (Lines 5a plus 5b, times 5c)	0034, 0724	329,875,355.52	330,740,092.91	330,741,148.36
6. Allowance for Necessary Small School	0489	0.00	0.00	0.00
7. Gain or Loss from Interdistrict Attendance Agreements	0272	0.00	0.00	0.00
8. Meals for Needy Pupils	0090			
9. Special Revenue Limit Adjustments	0274	678,859.61	623,646.56	623,646.56
10. One-time Equalization Adjustments	0275			
11. Miscellaneous Revenue Limit Adjustments	0276, 0659	1,106,607.63	0.00	0.00
12. Less: All Charter District Revenue Limit Adjustment	0217	0.00	0.00	0.00
13. Beginning Teacher Salary Incentive Funding	0552			
14. Less: Class Size Penalties Adjustment	0173	0.00	0.00	0.00
15. REVENUE LIMIT SUBJECT TO DEFICIT (Sum Lines 5d through 11, plus Line 13, minus Lines 12 and 14)	0082	331,660,822.76	331,363,739.47	331,364,794.92
DEFICIT CALCULATION				
16. Deficit Factor	0281	0.77728	0.77728	0.77728
17. TOTAL, DEFICITED REVENUE LIMIT (Line 15 times Line 16)	0284	257,793,324.31	257,562,407.42	257,563,227.80
OTHER REVENUE LIMIT ITEMS				
18. Unemployment Insurance Revenue	0060	2,819,159.00	2,659,226.00	2,628,879.00
19. Less: Longer Day/Year Penalty	0287	0.00	0.00	0.00
20. Less: Excess ROC/P Reserves Adjustment	0288	0.00	0.00	0.00
21. Less: PERS Reduction	0195	443,426.00	377,663.00	398,112.00
22. PERS Safety Adjustment/SFUSD PERS Adjustment	0205, 0654	0.00	0.00	0.00
23. TOTAL, OTHER REVENUE LIMIT ITEMS (Sum Lines 18 and 22, minus Lines 19 through 21)	---	2,375,733.00	2,281,563.00	2,230,767.00
24. TOTAL REVENUE LIMIT (Sum Lines 17 and 23)	0088	260,169,057.31	259,843,970.42	259,793,994.80

Description	Principal Appt. Software Data ID	Original Budget	Board Approved Operating Budget	Projected Year Totals
REVENUE LIMIT - LOCAL SOURCES				
25. Property Taxes	0587	222,760,255.00	223,471,716.61	241,090,444.00
26. Miscellaneous Funds	0588	0.00	0.00	0.00
27. Community Redevelopment Funds	0589, 0721	454,854.00	456,831.00	4,161,220.00
28. Less: Charter Schools In-lieu Taxes	0595	12,178,528.00	14,123,132.00	15,236,553.00
29. TOTAL, REVENUE LIMIT - LOCAL SOURCES (Sum Lines 25 through 27, minus Line 28)	0126	211,036,581.00	209,805,415.61	230,015,111.00
30. Charter School General Purpose Block Grant Offset (Unified Districts Only)	0293	0.00	0.00	0.00
31. STATE AID PORTION OF REVENUE LIMIT (Sum Line 24, minus Lines 29 and 30. If negative, then zero)	0111	49,132,476.31	50,038,554.81	29,778,883.80
OTHER ITEMS				
32. Less: County Office Funds Transfer	0458	2,844,867.00	2,841,829.00	2,841,829.00
33. Core Academic Program	9001			
34. California High School Exit Exam	9002			
35. Pupil Promotion and Retention Programs (Retained and Recommended for Retention, and Low STAR and At Risk of Retention)	9016, 9017			
36. Apprenticeship Funding	0570			
37. Community Day School Additional Funding	3103, 9007			
38. Basic Aid "Choice"/Court Ordered Voluntary Pupil Transfer	0634, 0629	0.00	0.00	0.00
39. Basic Aid Supplement Charter School Adjustment	9018	0.00	0.00	0.00
40. All Other Adjustments	- - -	(21,699,154.00)	0.00	0.00
41. TOTAL, OTHER ITEMS (Sum Lines 33 through 40, minus Line 32)	- - -	(24,544,021.00)	(2,841,829.00)	(2,841,829.00)
42. TOTAL, STATE AID PORTION OF REVENUE LIMIT (Sum Lines 31 and 41) (This amount should agree with Object 8011)	- - -	24,588,455.31	47,196,725.81	26,937,054.80

OTHER NON-REVENUE LIMIT ITEMS				
43. Core Academic Program	9001	0.00	0.00	0.00
44. California High School Exit Exam	9002	0.00	0.00	0.00
45. Pupil Promotion and Retention Programs (Retained and Recommended for Retention, and Low STAR and At Risk of Retention)	9016, 9017	0.00	0.00	0.00
46. Apprenticeship Funding	0570	0.00	0.00	0.00
47. Community Day School Additional Funding	3103, 9007	0.00	0.00	0.00

Provide methodology and assumptions used to estimate ADA, enrollment, revenues, expenditures, reserves and fund balance, and multiyear commitments (including cost-of-living adjustments).

Deviations from the standards must be explained and may affect the interim certification.

CRITERIA AND STANDARDS

1. CRITERION: Average Daily Attendance

STANDARD: Funded average daily attendance (ADA) for any of the current fiscal year or two subsequent fiscal years has not changed by more than two percent since first interim projections.

District's ADA Standard Percentage Range: -2.0% to +2.0%

1A. Calculating the District's ADA Variances

DATA ENTRY: First Interim data that exist will be extracted; otherwise enter data into the first column for all fiscal years. Second Interim Projected Year Totals data for Current Year are extracted. If Second Interim Form MYPI exists, Projected Year Totals data will be extracted for the two subsequent years; if not, enter data into the second column.

Fiscal Year	Revenue Limit (Funded) ADA First Interim Projected Year Totals (Form 01CSI, Item 1A)	Second Interim Projected Year Totals (Form RLI, Line 5c) (Form MYPI, Unrestricted, A1c)	Percent Change	Status
Current Year (2012-13)	49,168.40	49,168.63	0.0%	Met
1st Subsequent Year (2013-14)	48,938.43	48,938.43	0.0%	Met
2nd Subsequent Year (2014-15)	48,806.91	48,806.68	0.0%	Met

1B. Comparison of District ADA to the Standard

DATA ENTRY: Enter an explanation if the standard is not met.

1a. STANDARD MET - Funded ADA has not changed since first interim projections by more than two percent in any of the current year or two subsequent fiscal years.

Explanation:
(required if NOT met)

2. CRITERION: Enrollment

STANDARD: Projected enrollment for any of the current fiscal year or two subsequent fiscal years has not changed by more than two percent since first interim projections.

District's Enrollment Standard Percentage Range: -2.0% to +2.0%

2A. Calculating the District's Enrollment Variances

DATA ENTRY: First Interim data that exist will be extracted; otherwise, enter data into the first column for all fiscal years. Enter data in the second column for all fiscal years.

Fiscal Year	Enrollment First Interim (Form 01CSI, Item 2A)	Enrollment Second Interim CBEDS/Projected	Percent Change	Status
Current Year (2012-13)	50,459	50,459	0.0%	Met
1st Subsequent Year (2013-14)	50,322	50,322	0.0%	Met
2nd Subsequent Year (2014-15)	50,137	50,137	0.0%	Met

2B. Comparison of District Enrollment to the Standard

DATA ENTRY: Enter an explanation if the standard is not met.

1a. STANDARD MET - Enrollment projections have not changed since first interim projections by more than two percent for the current year and two subsequent fiscal years.

Explanation:
(required if NOT met)

3. CRITERION: ADA to Enrollment

STANDARD: Projected second period (P-2) average daily attendance (ADA) to enrollment ratio for any of the current fiscal year or two subsequent fiscal years has not increased from the historical average ratio from the three prior fiscal years by more than one half of one percent (0.5%).

3A. Calculating the District's ADA to Enrollment Standard

DATA ENTRY: Unaudited Actuals data that exist will be extracted into the P-2 ADA column for the First Prior Year; otherwise, enter First Prior Year data. P-2 ADA for the second and third prior years are preloaded. First Interim data that exist will be extracted into the Enrollment column; otherwise, enter Enrollment data for all fiscal years.

Fiscal Year	P-2 ADA Unaudited Actuals (Form A, Lines 3, 6, and 25)	Enrollment CBEDS Actual (Form 01CSI, Item 3A)	Historical Ratio of ADA to Enrollment
Third Prior Year (2009-10)	49,660	52,006	95.5%
Second Prior Year (2010-11)	49,375	51,553	95.8%
First Prior Year (2011-12)	48,717	50,538	96.4%
		Historical Average Ratio:	95.9%
		District's ADA to Enrollment Standard (historical average ratio plus 0.5%):	**96.4%**

3B. Calculating the District's Projected Ratio of ADA to Enrollment

DATA ENTRY: If Form MYPI exists, Estimated P-2 ADA data for the two subsequent years will be extracted; if not, enter Estimated P-2 ADA data in the first column. All other data are extracted.

Fiscal Year	Estimated P-2 ADA (Form AI, Lines 1-4 and 22) (Form MYPI, Line F2)	Enrollment CBEDS/Projected (Criterion 2, Item 2A)	Ratio of ADA to Enrollment	Status
Current Year (2012-13)	48,488	50,459	96.1%	Met
1st Subsequent Year (2013-14)	48,357	50,322	96.1%	Met
2nd Subsequent Year (2014-15)	48,257	50,137	96.3%	Met

3C. Comparison of District ADA to Enrollment Ratio to the Standard

DATA ENTRY: Enter an explanation if the standard is not met.

1a. STANDARD MET - Projected P-2 ADA to enrollment ratio has not exceeded the standard for the current year and two subsequent fiscal years.

Explanation:
(required if NOT met)

4. CRITERION: Revenue Limit

STANDARD: Projected revenue limit for any of the current fiscal year or two subsequent fiscal years has not changed by more than two percent since first interim projections.

District's Revenue Limit Standard Percentage Range: -2.0% to +2.0%

4A. Calculating the District's Projected Change in Revenue Limit

DATA ENTRY: First Interim data that exist will be extracted; otherwise, enter data into the first column. In the Second Interim column, Current Year data are extracted; enter data for the two subsequent years.

Fiscal Year	Revenue Limit (Fund 01, Objects 8011, 8020-8089) First Interim (Form 01CSI, Item 4A)	Second Interim Projected Year Totals	Percent Change	Status
Current Year (2012-13)	271,125,273.00	272,188,718.00	0.4%	Met
1st Subsequent Year (2013-14)	269,994,246.00	275,194,162.00	1.9%	Met
2nd Subsequent Year (2014-15)	275,278,096.00	280,176,868.00	1.8%	Met

4B. Comparison of District Revenue Limit to the Standard

DATA ENTRY: Enter an explanation if the standard is not met.

1a. STANDARD MET - Revenue limit has not changed since first interim projections by more than two percent for the current year and two subsequent fiscal years.

Explanation:
(required if NOT met)

5. CRITERION: Salaries and Benefits

STANDARD: Projected ratio of total unrestricted salaries and benefits to total unrestricted general fund expenditures for any of the current fiscal year or two subsequent fiscal years has not changed from the historical average ratio from the three prior fiscal years by more than the greater of three percent or the district's required reserves percentage.

5A. Calculating the District's Historical Average Ratio of Unrestricted Salaries and Benefits to Total Unrestricted General Fund Expenditures

DATA ENTRY: Unaudited Actuals data that exist for the First Prior Year will be extracted; otherwise, enter data for the First Prior Year. Unaudited Actuals data for the second and third prior years are preloaded.

Fiscal Year	Unaudited Actuals - Unrestricted (Resources 0000-1999) Salaries and Benefits (Form 01, Objects 1000-3999)	Total Expenditures (Form 01, Objects 1000-7499)	Ratio of Unrestricted Salaries and Benefits to Total Unrestricted Expenditures
Third Prior Year (2009-10)	234,366,027.48	255,933,319.06	91.6%
Second Prior Year (2010-11)	241,105,885.66	268,247,504.25	89.9%
First Prior Year (2011-12)	233,231,508.90	256,286,573.45	91.0%
		Historical Average Ratio:	90.8%

	Current Year (2012-13)	1st Subsequent Year (2013-14)	2nd Subsequent Year (2014-15)
District's Reserve Standard Percentage (Criterion 10B, Line 4)	2.0%	2.0%	2.0%
District's Salaries and Benefits Standard (historical average ratio, plus/minus the greater of 3% or the district's reserve standard percentage):	**87.8% to 93.8%**	**87.8% to 93.8%**	**87.8% to 93.8%**

5B. Calculating the District's Projected Ratio of Unrestricted Salaries and Benefits to Total Unrestricted General Fund Expenditures

DATA ENTRY: If Form MYPI exists, Projected Year Totals data for the two subsequent years will be extracted; if not, enter Projected Year Totals data. Projected Year Totals data for Current Year are extracted.

Fiscal Year	Projected Year Totals - Unrestricted (Resources 0000-1999) Salaries and Benefits (Form 01I, Objects 1000-3999) (Form MYPI, Lines B1-B3)	Total Expenditures (Form 01I, Objects 1000-7499) (Form MYPI, Lines B1-B8, B10)	Ratio of Unrestricted Salaries and Benefits to Total Unrestricted Expenditures	Status
Current Year (2012-13)	228,908,508.00	252,316,697.00	90.7%	Met
1st Subsequent Year (2013-14)	248,556,487.00	250,481,093.00	99.2%	Not Met
2nd Subsequent Year (2014-15)	252,282,840.00	253,227,214.00	99.6%	Not Met

5C. Comparison of District Salaries and Benefits Ratio to the Standard

DATA ENTRY: Enter an explanation if the standard is not met.

1a. STANDARD NOT MET - Projected ratio of unrestricted salary and benefit costs to total unrestricted expenditures has changed by more than the standard in any of the current year or two subsequent fiscal years. Provide reasons why the change(s) exceed the standard and a description of the methods and assumptions used in projecting salaries and benefits.

Explanation:
(required if NOT met)

Budget reductions will be made in 2013/14 which will reduce total salary and benefit expenditures.

6. CRITERION: Other Revenues and Expenditures

STANDARD: Projected operating revenues (including federal, other state and other local) or expenditures (including books and supplies, and services and other operating), for any of the current fiscal year or two subsequent fiscal years, have not changed by more than five percent since first interim projections.

Changes that exceed five percent in any major object category must be explained.

District's Other Revenues and Expenditures Standard Percentage Range:	**-5.0% to +5.0%**
District's Other Revenues and Expenditures Explanation Percentage Range:	**-5.0% to +5.0%**

6A. Calculating the District's Change by Major Object Category and Comparison to the Explanation Percentage Range

DATA ENTRY: First Interim data that exist will be extracted; otherwise, enter data into the first column. Second Interim data for the Current Year are extracted. If Second Interim Form MYPI exists, data for the two subsequent years will be extracted; if not, enter data for the two subsequent years into the second column.

Explanations must be entered for each category if the percent change for any year exceeds the district's explanation percentage range.

Object Range / Fiscal Year	First Interim Projected Year Totals (Form 01CSI, Item 6A)	Second Interim Projected Year Totals (Fund 01) (Form MYPI)	Percent Change	Change Is Outside Explanation Range
Federal Revenue (Fund 01, Objects 8100-8299) (Form MYPI, Line A2)				
Current Year (2012-13)	18,562,428.00	19,023,228.00	2.5%	No
1st Subsequent Year (2013-14)	15,864,108.00	16,287,123.00	2.7%	No
2nd Subsequent Year (2014-15)	16,168,212.00	16,612,539.00	2.7%	No

Explanation:
(required if Yes)

Object Range / Fiscal Year	First Interim Projected Year Totals (Form 01CSI, Item 6A)	Second Interim Projected Year Totals (Fund 01) (Form MYPI)	Percent Change	Change Is Outside Explanation Range
Other State Revenue (Fund 01, Objects 8300-8599) (Form MYPI, Line A3)				
Current Year (2012-13)	68,236,069.00	70,151,327.00	2.8%	No
1st Subsequent Year (2013-14)	68,202,092.00	70,985,212.00	4.1%	No
2nd Subsequent Year (2014-15)	69,596,018.00	72,355,725.00	4.0%	No

Explanation:
(required if Yes)

Object Range / Fiscal Year	First Interim Projected Year Totals (Form 01CSI, Item 6A)	Second Interim Projected Year Totals (Fund 01) (Form MYPI)	Percent Change	Change Is Outside Explanation Range
Other Local Revenue (Fund 01, Objects 8600-8799) (Form MYPI, Line A4)				
Current Year (2012-13)	5,380,898.00	6,358,821.00	18.2%	Yes
1st Subsequent Year (2013-14)	5,380,898.00	6,433,621.00	19.6%	Yes
2nd Subsequent Year (2014-15)	5,380,898.00	6,509,917.00	21.0%	Yes

Explanation:
(required if Yes)
Difference is due to gift money which is budgeted when received along with corresponding expenditures.

Object Range / Fiscal Year	First Interim Projected Year Totals (Form 01CSI, Item 6A)	Second Interim Projected Year Totals (Fund 01) (Form MYPI)	Percent Change	Change Is Outside Explanation Range
Books and Supplies (Fund 01, Objects 4000-4999) (Form MYPI, Line B4)				
Current Year (2012-13)	12,782,774.13	13,081,405.07	2.3%	No
1st Subsequent Year (2013-14)	8,761,340.00	9,215,367.00	5.2%	Yes
2nd Subsequent Year (2014-15)	8,562,025.00	9,007,791.00	5.2%	Yes

Explanation:
(required if Yes)
Gift revenue budgeted when received - ususally in supplies and services.

Object Range / Fiscal Year	First Interim Projected Year Totals (Form 01CSI, Item 6A)	Second Interim Projected Year Totals (Fund 01) (Form MYPI)	Percent Change	Change Is Outside Explanation Range
Services and Other Operating Expenditures (Fund 01, Objects 5000-5999) (Form MYPI, Line B5)				
Current Year (2012-13)	32,126,528.12	33,961,774.12	5.7%	Yes
1st Subsequent Year (2013-14)	30,343,386.00	32,267,413.00	6.3%	Yes
2nd Subsequent Year (2014-15)	31,412,314.00	33,341,830.00	6.1%	Yes

Explanation:
(required if Yes)
Gift revenue budgeted when received - usually in supplies and services. Copier costs adjustment.

6B. Calculating the District's Change in Total Operating Revenues and Expenditures

DATA ENTRY: All data are extracted or calculated.

Object Range / Fiscal Year	First Interim Projected Year Totals	Second Interim Projected Year Totals	Percent Change	Status
Total Federal, Other State, and Other Local Revenue (Section 6A)				
Current Year (2012-13)	92,179,395.00	95,533,376.00	3.6%	Met
1st Subsequent Year (2013-14)	89,447,098.00	93,705,956.00	4.8%	Met
2nd Subsequent Year (2014-15)	91,145,128.00	95,478,181.00	4.8%	Met
Total Books and Supplies, and Services and Other Operating Expenditures (Section 6A)				
Current Year (2012-13)	44,909,302.25	47,043,179.19	4.8%	Met
1st Subsequent Year (2013-14)	39,104,726.00	41,482,780.00	6.1%	Not Met
2nd Subsequent Year (2014-15)	39,974,339.00	42,349,621.00	5.9%	Not Met

6C. Comparison of District Total Operating Revenues and Expenditures to the Standard Percentage Range

DATA ENTRY: Explanations are linked from Section 6A if the status in Section 6B is Not Met; no entry is allowed below.

1a. STANDARD MET - Projected total operating revenues have not changed since first interim projections by more than the standard for the current year and two subsequent fiscal years.

Explanation:
Federal Revenue
(linked from 6A
if NOT met)

Explanation:
Other State Revenue
(linked from 6A
if NOT met)

Explanation:
Other Local Revenue
(linked from 6A
if NOT met)

1b. STANDARD NOT MET - One or more total operating expenditures have changed since first interim projections by more than the standard in one or more of the current year or two subsequent fiscal years. Reasons for the projected change, descriptions of the methods and assumptions used in the projections, and what changes, if any, will be made to bring the projected operating revenues within the standard must be entered in Section 6A above and will also display in the explanation box below.

Explanation:
Books and Supplies
(linked from 6A
if NOT met)

Gift revenue budgeted when received - ususally in supplies and services.

Explanation:
Services and Other Exps
(linked from 6A
if NOT met)

Gift revenue budgeted when received - usually in supplies and services. Copier costs adjustment.

7. CRITERION: Facilities Maintenance

STANDARD: Identify changes that have occurred since first interim projections in the projected contributions for facilities maintenance funding as required pursuant to Education Code sections 17584 (Deferred Maintenance) and 17070.75 (Ongoing and Major Maintenance Account).

7A. Determining the District's Compliance with the Contribution Requirement for EC Section 17584 - Deferred Maintenance

NOTE: SBX3 4 (Chapter 12, Statutes of 2009), as amended by SB 70 (Chapter 7, Statutes of 2011), eliminates the local match requirement for Deferred Maintenance from 2008-09 through 2014-15. Therefore, this section has been inactivated for that period.

7B. Determining the District's Compliance with the Contribution Requirement for EC Section 17070.75 as modified by Section 17070.766 and amended by SB 70 (Chapter 7, Statutes of 2011), effective 2008-09 through 2014-15 - Ongoing and Major Maintenance/Restricted Maintenance Account (OMMA/RMA)

NOTE: SB 70 (Chapter 7, Statutes of 2011) extends EC Section 17070.766 from 2008-09 through 2014-15. EC Section 17070.766 reduced the contributions required by EC Section 17070.75 from 3 percent to 1 percent. Therefore, the calculation in this section has been revised accordingly for that period.

DATA ENTRY: Budget Adoption and First Interim data that exist will be extracted; otherwise, enter Budget Adoption and First Interim data into lines 1 and 2 as applicable. All other data are extracted.

		Budget Adoption 1% Required Minimum Contribution (Form 01CSI, Item 7B1)	Second Interim Contribution Projected Year Totals (Fund 01, Resource 8150, Objects 8900-8999)	Status
1.	OMMA/RMA Contribution	3,312,234.89	10,874,109.00	Met
2.	First Interim Contribution (information only) (Form 01CSI, First Interim, Criterion 7B, Line 1)		10,739,120.00	

If status is not met, enter an X in the box that best describes why the minimum required contribution was not made

- [ ] Not applicable (district does not participate in the Leroy F. Green School Facilities Act of 1998)
- [ ] Exempt (due to district's small size [EC Section 17070.75 (b)(2)(D)])
- [ ] Other (explanation must be provided)

Explanation:
(required if NOT met and Other is marked)

8. CRITERION: Deficit Spending

STANDARD: Unrestricted deficit spending (total unrestricted expenditures and other financing uses is greater than total unrestricted revenues and other financing sources) as a percentage of total unrestricted expenditures and other financing uses, has not exceeded one-third of the district's available reserves[1] as a percentage of total expenditures and other financing uses[2] in any of the current fiscal year or two subsequent fiscal years.

[1]Available reserves are the unrestricted amounts in the Reserve for Economic Uncertainties and the Unassigned/Unappropriated accounts in the General Fund and the Special Reserve Fund for Other Than Capital Outlay Projects. Available reserves will be reduced by any negative ending balances in restricted resources in the General Fund.

[2]A school district that is the Administrative Unit of a Special Education Local Plan Area (SELPA) may exclude from its expenditures the distribution of funds to its participating members.

8A. Calculating the District's Deficit Spending Standard Percentage Levels

DATA ENTRY: All data are extracted or calculated.

	Current Year (2012-13)	1st Subsequent Year (2013-14)	2nd Subsequent Year (2014-15)
District's Available Reserve Percentages (Criterion 10C, Line 9)	2.7%	2.2%	2.2%
District's Deficit Spending Standard Percentage Levels (one-third of available reserve percentage):	**0.9%**	**0.7%**	**0.7%**

8B. Calculating the District's Deficit Spending Percentages

DATA ENTRY: Current Year data are extracted. If Form MYPI exists, data for the two subsequent years will be extracted; if not, enter data for the two subsequent years into the first and second columns.

Fiscal Year	Projected Year Totals Net Change in Unrestricted Fund Balance (Form 01I, Section E) (Form MYPI, Line C)	Total Unrestricted Expenditures and Other Financing Uses (Form 01I, Objects 1000-7999) (Form MYPI, Line B11)	Deficit Spending Level (If Net Change in Unrestricted Fund Balance is negative, else N/A)	Status
Current Year (2012-13)	(6,255,660.00)	252,316,697.00	2.5%	Not Met
1st Subsequent Year (2013-14)	(2,219,086.80)	250,481,093.00	0.9%	Not Met
2nd Subsequent Year (2014-15)	55,136.00	253,227,214.00	N/A	Met

8C. Comparison of District Deficit Spending to the Standard

DATA ENTRY: Enter an explanation if the standard is not met.

1a. STANDARD NOT MET - Unrestricted deficit spending has exceeded the standard percentage level in any of the current year or two subsequent fiscal years. Provide reasons for the deficit spending, a description of the methods and assumptions used in balancing the unrestricted budget, and what changes will be made to ensure that the budget deficits are eliminated or are balanced within the standard.

Explanation:
(required if NOT met)

Reflects the spending down of carryover along with the assumption that most categoricals and locally designated site funds will be fully expended.

9. CRITERION: Fund and Cash Balances

A. FUND BALANCE STANDARD: Projected general fund balance will be positive at the end of the current fiscal year and two subsequent fiscal years.

9A-1. Determining if the District's General Fund Ending Balance is Positive

DATA ENTRY: Current Year data are extracted. If Form MYPI exists, data for the two subsequent years will be extracted; if not, enter data for the two subsequent years.

Fiscal Year	Ending Fund Balance General Fund Projected Year Totals (Form 01I, Line F2) (Form MYPI, Line D2)	Status
Current Year (2012-13)	10,749,755.00	Met
1st Subsequent Year (2013-14)	8,165,544.00	Met
2nd Subsequent Year (2014-15)	8,220,680.00	Met

9A-2. Comparison of the District's Ending Fund Balance to the Standard

DATA ENTRY: Enter an explanation if the standard is not met.

1a. STANDARD MET - Projected general fund ending balance is positive for the current fiscal year and two subsequent fiscal years.

Explanation:
(required if NOT met)

B. CASH BALANCE STANDARD: Projected general fund cash balance will be positive at the end of the current fiscal year.

9B-1. Determining if the District's Ending Cash Balance is Positive

DATA ENTRY: If Form CASH exists, data will be extracted; if not, data must be entered below.

Fiscal Year	Ending Cash Balance General Fund (Form CASH, Line F, June Column)	Status
Current Year (2012-13)	12,006,177.00	Met

9B-2. Comparison of the District's Ending Cash Balance to the Standard

DATA ENTRY: Enter an explanation if the standard is not met.

1a. STANDARD MET - Projected general fund cash balance will be positive at the end of the current fiscal year.

Explanation:
(required if NOT met)

10. CRITERION: Reserves

STANDARD: Available reserves[1] for any of the current fiscal year or two subsequent fiscal years are not less than the following percentages or amounts[2] as applied to total expenditures and other financing uses[3]:

Percentage Level	District ADA		
5% or $61,000 (greater of)	0	to	300
4% or $61,000 (greater of)	301	to	1,000
3%	1,001	to	30,000
2%	30,001	to	400,000
1%	400,001	and	over

[1] Available reserves are the unrestricted amounts in the Reserve for Economic Uncertainties and the Unassigned/Unappropriated accounts in the General Fund and Special Reserve Fund for Other Than Capital Outlay Projects. Available reserves will be reduced by any negative ending balances in restricted resources in the General Fund.

[2] Dollar amounts to be adjusted annually by the prior year statutory cost-of-living adjustment (Education Code Section 42238), rounded to the nearest thousand.

[3] A school district that is the Administrative Unit (AU) of a Special Education Local Plan Area (SELPA) may exclude from its expenditures the distribution of funds to its participating members.

	Current Year (2012-13)	1st Subsequent Year (2013-14)	2nd Subsequent Year (2014-15)
District Estimated P-2 ADA (Criterion 3, Item 3B)	48,488	48,357	48,257
District's Reserve Standard Percentage Level:	**2%**	**2%**	**2%**

10A. Calculating the District's Special Education Pass-through Exclusions (only for districts that serve as the AU of a SELPA)

DATA ENTRY: For SELPA AUs, if Form MYPI exists, all data will be extracted including the Yes/No button selection. If not, click the appropriate Yes or No button for item 1 and, if Yes, enter data for item 2a and for the two subsequent years in item 2b; Current Year data are extracted.

For districts that serve as the AU of a SELPA (Form MYPI, Lines F1a, F1b1, and F1b2):

1. Do you choose to exclude from the reserve calculation the pass-through funds distributed to SELPA members? No
2. If you are the SELPA AU and are excluding special education pass-through funds:
   a. Enter the name(s) of the SELPA(s):

	Current Year Projected Year Totals (2012-13)	1st Subsequent Year (2013-14)	2nd Subsequent Year (2014-15)
b. Special Education Pass-through Funds (Fund 10, resources 3300-3499 and 6500-6540, objects 7211-7213 and 7221-7223)	0.00	0.00	0.00

10B. Calculating the District's Reserve Standard

DATA ENTRY: If Form MYPI exists, all data will be extracted or calculated. If not, enter data for line 1 for the two subsequent years; Current Year data are extracted.

	Current Year Projected Year Totals (2012-13)	1st Subsequent Year (2013-14)	2nd Subsequent Year (2014-15)
1. Expenditures and Other Financing Uses (Form 01I, objects 1000-7999) (Form MYPI, Line B11)	364,193,664.00	359,356,946.00	363,472,529.00
2. Plus: Special Education Pass-through (Criterion 10A, Line 2b, if Criterion 10A, Line 1 is No)	0.00	0.00	0.00
3. Total Expenditures and Other Financing Uses (Line B1 plus Line B2)	364,193,664.00	359,356,946.00	363,472,529.00
4. Reserve Standard Percentage Level	2%	2%	2%
5. Reserve Standard - by Percent (Line B3 times Line B4)	7,283,873.28	7,187,138.92	7,269,450.58
6. Reserve Standard - by Amount ($61,000 for districts with less than 1,001 ADA, else 0)	0.00	0.00	0.00
7. **District's Reserve Standard (Greater of Line B5 or Line B6)**	**7,283,873.28**	**7,187,138.92**	**7,269,450.58**

10C. Calculating the District's Available Reserve Amount

DATA ENTRY: All data are extracted from fund data and Form MYPI. If Form MYPI does not exist, enter data for the two subsequent years. If Fund 17 does not exist, enter data for the current and two subsequent years, as appropriate.

Reserve Amounts (Unrestricted resources 0000-1999 except Line 4)	Current Year Projected Year Totals (2012-13)	1st Subsequent Year (2013-14)	2nd Subsequent Year (2014-15)
1. General Fund - Stabilization Arrangements (Fund 01, Object 9750) (Form MYPI, Line E1a)	0.00	0.00	0.00
2. General Fund - Reserve for Economic Uncertainties (Fund 01, Object 9789) (Form MYPI, Line E1b)	7,296,000.00	7,186,000.00	7,250,000.00
3. General Fund - Unassigned/Unappropriated Amount (Fund 01, Object 9790) (Form MYPI, Line E1c)	2,583,630.00	654,544.00	645,680.00
4. General Fund - Negative Ending Balances in Restricted Resources (Fund 01, Object 979Z, if negative, for each of resources 2000-9999) (Form MYPI, Line E1d)	0.00	0.00	0.00
5. Special Reserve Fund - Stabilization Arrangements (Fund 17, Object 9750) (Form MYPI, Line E2a)	0.00	0.00	0.00
6. Special Reserve Fund - Reserve for Economic Uncertainties (Fund 17, Object 9789) (Form MYPI, Line E2b)	0.00	0.00	0.00
7. Special Reserve Fund - Unassigned/Unappropriated Amount (Fund 17, Object 9790) (Form MYPI, Line E2c)	0.00	0.00	0.00
8. District's Available Reserve Amount (Lines C1 thru C7)	9,879,630.00	7,840,544.00	7,895,680.00
9. District's Available Reserve Percentage (Information only) (Line 8 divided by Section 10B, Line 3)	2.71%	2.18%	2.17%
District's Reserve Standard (Section 10B, Line 7):	**7,283,873.28**	**7,187,138.92**	**7,269,450.58**
Status:	Met	Met	Met

10D. Comparison of District Reserve Amount to the Standard

DATA ENTRY: Enter an explanation if the standard is not met.

1a. STANDARD MET - Available reserves have met the standard for the current year and two subsequent fiscal years.

Explanation:
(required if NOT met)

SUPPLEMENTAL INFORMATION

DATA ENTRY: Click the appropriate Yes or No button for items S1 through S4. Enter an explanation for each Yes answer

S1. Contingent Liabilities

1a. Does your district have any known or contingent liabilities (e.g., financial or program audits, litigation, state compliance reviews) that have occurred since first interim projections that may impact the budget? No

1b. If Yes, identify the liabilities and how they may impact the budget:

S2. Use of One-time Revenues for Ongoing Expenditures

1a. Does your district have ongoing general fund expenditures funded with one-time revenues that have changed since first interim projections by more than five percent? No

1b. If Yes, identify the expenditures and explain how the one-time resources will be replaced to continue funding the ongoing expenditures in the following fiscal years:

S3. Temporary Interfund Borrowings

1a. Does your district have projected temporary borrowings between funds? (Refer to Education Code Section 42603) No

1b. If Yes, identify the interfund borrowings:

S4. Contingent Revenues

1a. Does your district have projected revenues for the current fiscal year or either of the two subsequent fiscal years contingent on reauthorization by the local government, special legislation, or other definitive act (e.g., parcel taxes, forest reserves)? No

1b. If Yes, identify any of these revenues that are dedicated for ongoing expenses and explain how the revenues will be replaced or expenditures reduced

S5. Contributions

Identify projected contributions from unrestricted resources in the general fund to restricted resources in the general fund for the current fiscal year and two subsequent fiscal years. Provide an explanation if contributions have changed by more than $20,000 and more than five percent since first interim projections.

Identify projected transfers to or from the general fund to cover operating deficits in either the general fund or any other fund for the current fiscal year and two subsequent fiscal years. Provide an explanation if transfers have changed by more than $20,000 and more than five percent since first interim projections.

Identify capital project cost overruns that have occurred since first interim projections that may impact the general fund budget.

District's Contributions and Transfers Standard: -5.0% to +5.0% or -$20,000 to +$20,000

S5A. Identification of the District's Projected Contributions, Transfers, and Capital Projects that may Impact the General Fund

DATA ENTRY: First Interim data that exist will be extracted; otherwise, enter data into the first column. Enter data into the second column, except for Current Year Contributions, which are extracted.

Description / Fiscal Year	First Interim (Form 01CSI, Item S5A)	Second Interim Projected Year Totals	Percent Change	Amount of Change	Status
1a. **Contributions, Unrestricted General Fund (Fund 01, Resources 0000-1999, Object 8980)**					
Current Year (2012-13)	(46,921,972.00)	(48,439,332.00)	3.2%	1,517,360.00	Met
1st Subsequent Year (2013-14)	(49,103,763.00)	(50,234,222.00)	2.3%	1,130,459.00	Met
2nd Subsequent Year (2014-15)	(49,732,304.00)	(50,941,911.00)	2.4%	1,209,607.00	Met
1b. **Transfers In, General Fund ***					
Current Year (2012-13)	2,761,057.00	2,711,057.00	-1.8%	(50,000.00)	Met
1st Subsequent Year (2013-14)	2,761,057.00	2,711,057.00	-1.8%	(50,000.00)	Met
2nd Subsequent Year (2014-15)	2,761,057.00	2,711,057.00	-1.8%	(50,000.00)	Met
1c. **Transfers Out, General Fund ***					
Current Year (2012-13)	0.00	0.00	0.0%	0.00	Met
1st Subsequent Year (2013-14)	0.00	0.00	0.0%	0.00	Met
2nd Subsequent Year (2014-15)	0.00	0.00	0.0%	0.00	Met

1d. **Capital Project Cost Overruns**

Have capital project cost overruns occurred since first interim projections that may impact the general fund operational budget? No

* Include transfers used to cover operating deficits in either the general fund or any other fund.

S5B. Status of the District's Projected Contributions, Transfers, and Capital Projects

DATA ENTRY: Enter an explanation if Not Met for items 1a-1c or if Yes for Item 1d.

1a. MET - Projected contributions have not changed since first interim projections by more than the standard for the current year and two subsequent fiscal years.

Explanation:
(required if NOT met)

1b. MET - Projected transfers in have not changed since first interim projections by more than the standard for the current year and two subsequent fiscal years.

Explanation:
(required if NOT met)

1c. MET - Projected transfers out have not changed since first interim projections by more than the standard for the current year and two subsequent fiscal years.

Explanation:
(required if NOT met)

1d. NO - There have been no capital project cost overruns occurring since first interim projections that may impact the general fund operational budget.

Project Information:
(required if YES)

S6. Long-term Commitments

Identify all existing and new multiyear commitments[1] and their annual required payment for the current fiscal year and two subsequent fiscal years.

Explain how any increase in annual payments will be funded. Also, explain how any decrease to funding sources used to pay long-term commitments will be replaced.

[1] Include multiyear commitments, multiyear debt agreements, and new programs or contracts that result in long-term obligations.

S6A. Identification of the District's Long-term Commitments

DATA ENTRY: If First Interim data exist (Form 01CSI, Item S6A), long-term commitment data will be extracted and it will only be necessary to click the appropriate button for Item 1b. Extracted data may be overwritten to update long-term commitment data in Item 2, as applicable. If no First Interim data exist, click the appropriate buttons for items 1a and 1b, and enter all other data, as applicable.

1. a. Does your district have long-term (multiyear) commitments? (If No, skip items 1b and 2 and sections S6B and S6C) — Yes

   b. If Yes to Item 1a, have new long-term (multiyear) commitments been incurred since first interim projections? — No

2. If Yes to Item 1a, list (or update) all new and existing multiyear commitments and required annual debt service amounts. Do not include long-term commitments for postemployment benefits other than pensions (OPEB); OPEB is disclosed in Item S7A.

Type of Commitment	# of Years Remaining	SACS Fund and Object Codes Used For: Funding Sources (Revenues)	Debt Service (Expenditures)	Principal Balance as of July 1, 2012
Capital Leases	4	Funds 01, 12 and 25	7438	4,843,154
Certificates of Participation		RDA revenues, CFD revenues	7438	22,845,000
General Obligation Bonds	13	Tax Collection	7438	54,896,589
Supp Early Retirement Program	4	General Fund	3901	9,733,712
State School Building Loans				0
Compensated Absences	N/A	All funds	N/A	3,226,842

Other Long-term Commitments (do not include OPEB):

Type of Commitment (continued)	Prior Year (2011-12) Annual Payment (P & I)	Current Year (2012-13) Annual Payment (P & I)	1st Subsequent Year (2013-14) Annual Payment (P & I)	2nd Subsequent Year (2014-15) Annual Payment (P & I)
Capital Leases	2,142,905	1,837,453	1,519,642	1,497,666
Certificates of Participation	2,189,089	1,835,404	1,830,498	1,832,298
General Obligation Bonds	4,927,974	5,072,761	4,578,350	4,683,150
Supp Early Retirement Program	0	2,433,428	2,433,428	2,433,428
State School Building Loans				
Compensated Absences	0	0	0	0

Other Long-term Commitments (continued):

Total Annual Payments:	9,259,968	11,179,046	10,361,918	10,446,542
Has total annual payment increased over prior year (2011-12)?		**Yes**	**Yes**	**Yes**

S6B. Comparison of the District's Annual Payments to Prior Year Annual Payment

DATA ENTRY: Enter an explanation if Yes.

1a. Yes - Annual payments for long-term commitments have increased in one or more of the current or two subsequent fiscal years. Explain how the increase in annual payments will be funded.

Explanation:
(Required if Yes to increase in total annual payments)

Increase in funding due to Supplemental Early Retirement Program which is funded from savings generated by hiring less senior teachers.

S6C. Identification of Decreases to Funding Sources Used to Pay Long-term Commitments

DATA ENTRY: Click the appropriate Yes or No button in Item 1; if Yes, an explanation is required in Item 2.

1. Will funding sources used to pay long-term commitments decrease or expire prior to the end of the commitment period, or are they one-time sources?

No

2. No - Funding sources will not decrease or expire prior to the end of the commitment period, and one-time funds are not being used for long-term commitment.

Explanation:
(Required if Yes)

S7. Unfunded Liabilities

Identify any changes in estimates for unfunded liabilities since first interim projections, and indicate whether the changes are the result of a new actuarial valuation.

S7A. Identification of the District's Estimated Unfunded Liability for Postemployment Benefits Other Than Pensions (OPEB)

DATA ENTRY: Click the appropriate button(s) for items 1a-1c, as applicable. First Interim data that exist (Form 01CSI, Item S7A) will be extracted; otherwise, enter First Interim and Second Interim data in items 2-4.

1. a. Does your district provide postemployment benefits other than pensions (OPEB)? (If No, skip items 1b-4) — Yes

   b. If Yes to Item 1a, have there been changes since first interim in OPEB liabilities? — No

   c. If Yes to Item 1a, have there been changes since first interim in OPEB contributions? — No

2. OPEB Liabilities

	First Interim (Form 01CSI, Item S7A)	Second Interim
a. OPEB actuarial accrued liability (AAL)	51,800,839.00	51,800,839.00
b. OPEB unfunded actuarial accrued liability (UAAL)	51,800,839.00	51,800,839.00
c. Are AAL and UAAL based on the district's estimate or an actuarial valuation?	Actuarial	Actuarial
d. If based on an actuarial valuation, indicate the date of the OPEB valuation.	Jun 30, 2011	Jun 30, 2011

3. OPEB Contributions

	First Interim (Form 01CSI, Item S7A)	Second Interim
a. OPEB annual required contribution (ARC) per actuarial valuation or Alternative Measurement Method		
Current Year (2012-13)	6,164,748.00	6,164,748.00
1st Subsequent Year (2013-14)	6,164,748.00	6,164,748.00
2nd Subsequent Year (2014-15)	6,164,748.00	6,164,748.00
b. OPEB amount contributed (for this purpose, include premiums paid to a self-insurance fund) (Funds 01-70, objects 3701-3752)		
Current Year (2012-13)	1,625,278.61	1,642,868.45
1st Subsequent Year (2013-14)	2,000,000.00	2,000,000.00
2nd Subsequent Year (2014-15)	2,100,000.00	2,100,000.00
c. Cost of OPEB benefits (equivalent of "pay-as-you-go" amount)		
Current Year (2012-13)	1,625,279.00	1,625,279.00
1st Subsequent Year (2013-14)	2,000,000.00	2,000,000.00
2nd Subsequent Year (2014-15)	2,100,000.00	2,100,000.00
d. Number of retirees receiving OPEB benefits		
Current Year (2012-13)	385	385
1st Subsequent Year (2013-14)	385	385
2nd Subsequent Year (2014-15)	385	385

4. Comments:

S7B. Identification of the District's Unfunded Liability for Self-insurance Programs

DATA ENTRY: Click the appropriate button(s) for items 1a-1c, as applicable. First Interim data that exist (Form 01CSI, Item S7B) will be extracted; otherwise, enter First Interim and Second Interim data in items 2-4.

1. a. Does your district operate any self-insurance programs such as workers' compensation, employee health and welfare, or property and liability? (Do not include OPEB; which is covered in Section S7A) (If No, skip items 1b-4) — Yes

   b. If Yes to item 1a, have there been changes since first interim in self-insurance liabilities? — No

   c. If Yes to item 1a, have there been changes since first interim in self-insurance contributions? — Yes

2. Self-Insurance Liabilities

	First Interim (Form 01CSI, Item S7B)	Second Interim
a. Accrued liability for self-insurance programs	8,088,433.00	8,088,433.00
b. Unfunded liability for self-insurance programs	0.00	0.00

3. Self-Insurance Contributions

	First Interim (Form 01CSI, Item S7B)	Second Interim
a. Required contribution (funding) for self-insurance programs		
Current Year (2012-13)	5,763,210.00	5,763,210.00
1st Subsequent Year (2013-14)	5,936,106.00	5,936,106.00
2nd Subsequent Year (2014-15)	6,114,189.00	6,114,189.00
b. Amount contributed (funded) for self-insurance programs		
Current Year (2012-13)	5,763,210.00	5,763,210.00
1st Subsequent Year (2013-14)	5,936,106.00	5,936,106.00
2nd Subsequent Year (2014-15)	6,114,189.00	6,114,189.00

4. Comments:

S8. Status of Labor Agreements

Analyze the status of employee labor agreements. Identify new labor agreements that have been ratified since first interim projections, as well as new commitments provided as part of previously ratified multiyear agreements; and include all contracts, including all administrator contracts (and including all compensation). For new agreements, indicate the date of the required board meeting. Compare the increase in new commitments to the projected increase in ongoing revenues and explain how these commitments will be funded in future fiscal years.

If salary and benefit negotiations are not finalized, upon settlement with certificated or classified staff:

The school district must determine the cost of the settlement, including salaries, benefits, and any other agreements that change costs, and provide the county office of education (COE) with an analysis of the cost of the settlement and its impact on the operating budget.

The county superintendent shall review the analysis relative to the criteria and standards and may provide written comments to the president of the district governing board and superintendent.

S8A. Cost Analysis of District's Labor Agreements - Certificated (Non-management) Employees

DATA ENTRY: Click the appropriate Yes or No button for "Status of Certificated Labor Agreements as of the Previous Reporting Period." There are no extractions in this section.

Status of Certificated Labor Agreements as of the Previous Reporting Period
Were all certificated labor negotiations settled as of first interim projections? Yes

If Yes, complete number of FTEs, then skip to section S8B.
If No, continue with section S8A.

Certificated (Non-management) Salary and Benefit Negotiations

	Prior Year (2nd Interim) (2011-12)	Current Year (2012-13)	1st Subsequent Year (2013-14)	2nd Subsequent Year (2014-15)
Number of certificated (non-management) full-time-equivalent (FTE) positions	2,155.8	2,038.9	2,109.4	2,109.4

1a. Have any salary and benefit negotiations been settled since first interim projections? n/a

If Yes, and the corresponding public disclosure documents have been filed with the COE, complete questions 2 and 3.
If Yes, and the corresponding public disclosure documents have not been filed with the COE, complete questions 2-5.
If No, complete questions 6 and 7.

1b. Are any salary and benefit negotiations still unsettled? No
If Yes, complete questions 6 and 7.

Negotiations Settled Since First Interim Projections

2a. Per Government Code Section 3547.5(a), date of public disclosure board meeting:

2b. Per Government Code Section 3547.5(b), was the collective bargaining agreement certified by the district superintendent and chief business official?
If Yes, date of Superintendent and CBO certification:

3. Per Government Code Section 3547.5(c), was a budget revision adopted to meet the costs of the collective bargaining agreement? n/a
If Yes, date of budget revision board adoption:

4. Period covered by the agreement: Begin Date: End Date:

5. Salary settlement:

	Current Year (2012-13)	1st Subsequent Year (2013-14)	2nd Subsequent Year (2014-15)
Is the cost of salary settlement included in the interim and multiyear projections (MYPs)?			
One Year Agreement			
Total cost of salary settlement			
% change in salary schedule from prior year			
or			
Multiyear Agreement			
Total cost of salary settlement			
% change in salary schedule from prior year (may enter text, such as "Reopener")			

Identify the source of funding that will be used to support multiyear salary commitments:

Negotiations Not Settled

6. Cost of a one percent increase in salary and statutory benefits

	Current Year (2012-13)	1st Subsequent Year (2013-14)	2nd Subsequent Year (2014-15)
7. Amount included for any tentative salary schedule increases			

Certificated (Non-management) Health and Welfare (H&W) Benefits	Current Year (2012-13)	1st Subsequent Year (2013-14)	2nd Subsequent Year (2014-15)
1. Are costs of H&W benefit changes included in the interim and MYPs?			
2. Total cost of H&W benefits			
3. Percent of H&W cost paid by employer			
4. Percent projected change in H&W cost over prior year			

Certificated (Non-management) Prior Year Settlements Negotiated Since First Interim Projections

Are any new costs negotiated since first interim projections for prior year settlements included in the interim?

If Yes, amount of new costs included in the interim and MYPs

If Yes, explain the nature of the new costs:

Certificated (Non-management) Step and Column Adjustments	Current Year (2012-13)	1st Subsequent Year (2013-14)	2nd Subsequent Year (2014-15)
1. Are step & column adjustments included in the interim and MYPs?			
2. Cost of step & column adjustments			
3. Percent change in step & column over prior year			

Certificated (Non-management) Attrition (layoffs and retirements)	Current Year (2012-13)	1st Subsequent Year (2013-14)	2nd Subsequent Year (2014-15)
1. Are savings from attrition included in the budget and MYPs?			
2. Are additional H&W benefits for those laid-off or retired employees included in the interim and MYPs?			

Certificated (Non-management) - Other

List other significant contract changes that have occurred since first interim projections and the cost impact of each change (i.e., class size, hours of employment, leave of absence, bonuses, etc.):

S8B. Cost Analysis of District's Labor Agreements - Classified (Non-management) Employees

DATA ENTRY: Click the appropriate Yes or No button for "Status of Classified Labor Agreements as of the Previous Reporting Period." There are no extractions in this section.

Status of Classified Labor Agreements as of the Previous Reporting Period

Were all classified labor negotiations settled as of first interim projections? Yes

If Yes, complete number of FTEs, then skip to section S8C.
If No, continue with section S8B.

Classified (Non-management) Salary and Benefit Negotiations

	Prior Year (2nd Interim) (2011-12)	Current Year (2012-13)	1st Subsequent Year (2013-14)	2nd Subsequent Year (2014-15)
Number of classified (non-management) FTE positions	1,388.2	1,371.5	1,371.5	1,371.5

1a. Have any salary and benefit negotiations been settled since first interim projections? n/a

If Yes, and the corresponding public disclosure documents have been filed with the COE, complete questions 2 and 3.
If Yes, and the corresponding public disclosure documents have not been filed with the COE, complete questions 2-5.
If No, complete questions 6 and 7.

1b. Are any salary and benefit negotiations still unsettled? No

If Yes, complete questions 6 and 7.

Negotiations Settled Since First Interim Projections

2a. Per Government Code Section 3547.5(a), date of public disclosure board meeting:

2b. Per Government Code Section 3547.5(b), was the collective bargaining agreement certified by the district superintendent and chief business official?

If Yes, date of Superintendent and CBO certification:

3. Per Government Code Section 3547.5(c), was a budget revision adopted to meet the costs of the collective bargaining agreement? n/a

If Yes, date of budget revision board adoption:

4. Period covered by the agreement: Begin Date: End Date:

5. Salary settlement:

	Current Year (2012-13)	1st Subsequent Year (2013-14)	2nd Subsequent Year (2014-15)
Is the cost of salary settlement included in the interim and multiyear projections (MYPs)?			
One Year Agreement			
Total cost of salary settlement			
% change in salary schedule from prior year			
or			
Multiyear Agreement			
Total cost of salary settlement			
% change in salary schedule from prior year (may enter text, such as "Reopener")			

Identify the source of funding that will be used to support multiyear salary commitments:

Negotiations Not Settled

6. Cost of a one percent increase in salary and statutory benefits

	Current Year (2012-13)	1st Subsequent Year (2013-14)	2nd Subsequent Year (2014-15)
7. Amount included for any tentative salary schedule increases			

Classified (Non-management) Health and Welfare (H&W) Benefits

	Current Year (2012-13)	1st Subsequent Year (2013-14)	2nd Subsequent Year (2014-15)
1. Are costs of H&W benefit changes included in the interim and MYPs?			
2. Total cost of H&W benefits			
3. Percent of H&W cost paid by employer			
4. Percent projected change in H&W cost over prior year			

Classified (Non-management) Prior Year Settlements Negotiated Since First Interim

Are any new costs negotiated since first interim for prior year settlements included in the interim?			
If Yes, amount of new costs included in the interim and MYPs			

If Yes, explain the nature of the new costs:

Classified (Non-management) Step and Column Adjustments

	Current Year (2012-13)	1st Subsequent Year (2013-14)	2nd Subsequent Year (2014-15)
1. Are step & column adjustments included in the interim and MYPs?			
2. Cost of step & column adjustments			
3. Percent change in step & column over prior year			

Classified (Non-management) Attrition (layoffs and retirements)

	Current Year (2012-13)	1st Subsequent Year (2013-14)	2nd Subsequent Year (2014-15)
1. Are savings from attrition included in the interim and MYPs?			
2. Are additional H&W benefits for those laid-off or retired employees included in the interim and MYPs?			

Classified (Non-management) - Other

List other significant contract changes that have occurred since first interim and the cost impact of each (i.e., hours of employment, leave of absence, bonuses, etc.):

S8C. Cost Analysis of District's Labor Agreements - Management/Supervisor/Confidential Employees

DATA ENTRY: Click the appropriate Yes or No button for "Status of Management/Supervisor/Confidential Labor Agreements as of the Previous Reporting Period." There are no extractions in this section.

Status of Management/Supervisor/Confidential Labor Agreements as of the Previous Reporting Period

Were all managerial/confidential labor negotiations settled as of first interim projections? Yes

If Yes or n/a, complete number of FTEs, then skip to S9.
If No, continue with section S8C.

Management/Supervisor/Confidential Salary and Benefit Negotiations

	Prior Year (2nd Interim) (2011-12)	Current Year (2012-13)	1st Subsequent Year (2013-14)	2nd Subsequent Year (2014-15)
Number of management, supervisor, and confidential FTE positions	167.7	162.0	162.0	162.0

1a. Have any salary and benefit negotiations been settled since first interim projections? n/a
If Yes, complete question 2.
If No, complete questions 3 and 4.

1b. Are any salary and benefit negotiations still unsettled? No
If Yes, complete questions 3 and 4.

Negotiations Settled Since First Interim Projections

2. Salary settlement:

	Current Year (2012-13)	1st Subsequent Year (2013-14)	2nd Subsequent Year (2014-15)
Is the cost of salary settlement included in the interim and multiyear projections (MYPs)?			
Total cost of salary settlement			
Change in salary schedule from prior year (may enter text, such as "Reopener")			

Negotiations Not Settled

3. Cost of a one percent increase in salary and statutory benefits

	Current Year (2012-13)	1st Subsequent Year (2013-14)	2nd Subsequent Year (2014-15)
4. Amount included for any tentative salary schedule increases			

Management/Supervisor/Confidential Health and Welfare (H&W) Benefits	Current Year (2012-13)	1st Subsequent Year (2013-14)	2nd Subsequent Year (2014-15)
1. Are costs of H&W benefit changes included in the interim and MYPs?			
2. Total cost of H&W benefits			
3. Percent of H&W cost paid by employer			
4. Percent projected change in H&W cost over prior year			

Management/Supervisor/Confidential Step and Column Adjustments	Current Year (2012-13)	1st Subsequent Year (2013-14)	2nd Subsequent Year (2014-15)
1. Are step & column adjustments included in the budget and MYPs?			
2. Cost of step & column adjustments			
3. Percent change in step and column over prior year			

Management/Supervisor/Confidential Other Benefits (mileage, bonuses, etc.)	Current Year (2012-13)	1st Subsequent Year (2013-14)	2nd Subsequent Year (2014-15)
1. Are costs of other benefits included in the interim and MYPs?			
2. Total cost of other benefits			
3. Percent change in cost of other benefits over prior year			

S9. Status of Other Funds

Analyze the status of other funds that may have negative fund balances at the end of the current fiscal year. If any other fund has a projected negative fund balance, prepare an interim report and multiyear projection for that fund. Explain plans for how and when the negative fund balance will be addressed.

S9A. Identification of Other Funds with Negative Ending Fund Balances

DATA ENTRY: Click the appropriate button in Item 1. If Yes, enter data in Item 2 and provide the reports referenced in Item 1.

1. Are any funds other than the general fund projected to have a negative func balance at the end of the current fiscal year? No

   If Yes, prepare and submit to the reviewing agency a report of revenues, expenditures, and changes in fund balance (e.g., an interim fund report) and a multiyear projection report for each fund.

2. If Yes, identify each fund, by name and number, that is projected to have a negative ending fund balance for the current fiscal year. Provide reasons for the negative balance(s) and explain the plan for how and when the problem(s) will be corrected.

ADDITIONAL FISCAL INDICATORS

The following fiscal indicators are designed to provide additional data for reviewing agencies. A "Yes" answer to any single indicator does not necessarily suggest a cause for concern, but may alert the reviewing agency to the need for additional review.

DATA ENTRY: Click the appropriate Yes or No button for items A2 through A9; Item A1 is automatically completed based on data from Criterion 9.

A1.	Do cash flow projections show that the district will end the current fiscal year with a negative cash balance in the general fund? (Data from Criterion 9B-1, Cash Balance, are used to determine Yes or No)	No
A2.	Is the system of personnel position control independent from the payroll system?	Yes
A3.	Is enrollment decreasing in both the prior and current fiscal years?	Yes
A4.	Are new charter schools operating in district boundaries that impact the district's enrollment, either in the prior or current fiscal year?	Yes
A5.	Has the district entered into a bargaining agreement where any of the current or subsequent fiscal years of the agreement would result in salary increases that are expected to exceed the projected state funded cost-of-living adjustment?	No
A6.	Does the district provide uncapped (100% employer paid) health benefits for current or retired employees?	No
A7.	Is the district's financial system independent of the county office system?	No
A8.	Does the district have any reports that indicate fiscal distress pursuant to Education Code Section 42127.6(a)? (If Yes, provide copies to the county office of education.)	No
A9.	Have there been personnel changes in the superintendent or chief business official positions within the last 12 months?	Yes

When providing comments for additional fiscal indicators, please include the item number applicable to each comment.

Comments:
(optional)

The District hired a new CBO on May 1st, 2012.

End of School District Second Interim Criteria and Standards Review

CAPISTRANO UNIFIED SCHOOL DISTRICT
San Juan Capistrano, California

RESOLUTION NO. 1213-35

REVENUE AND EXPENDITURE INCREASES / DECREASES

WHEREAS, the District has determined that estimated increases in income of $149,700 are required for the current year (2012-2013) from sources listed in Education Code §42602, and

WHEREAS, the District can show just cause for the estimated decrease in expenditures of $1,663,743 for the current fiscal year (2012-2013).

BE IT FURTHER RESOLVED the Board of Trustees authorizes that pursuant to Education Code §42602 such estimated increase in funds of $1,813,443 are to be appropriated according to the following schedule:

District & Fund No.	Code	Account Description		Amount
		GENERAL FUND		
068-01		**Income Source**		
	8011	Revenue Limit Sources	$	(29,527)
	8290	Federal Revenue		460,800
	8590	State Revenue		1,915,258
	8699	Local Revenue		977,923
	8919	Interfund Transfers In: Other		(50,000)
		Total Income	**$**	**3,274,454**
068-01		**Expenditure Appropriation**		
	1100	Certificated Teachers' Salaries	$	1,132,373
	2200	Classified Support Salaries		(1,437,218)
	3101	STRS: Certificated		(785,958)
	4300	Materials & Supplies		298,631
	5600	Rentals, Leases, Repairs and Noncapitalized		1,835,246
	6400	Furniture & Equipment		(738)
	7142	Tuition		266,899
	7439	Debt Services-Principal		81,042
	9790	Unassigned / Unappropriated		1,884,177
		Total Expenditure Appropriation	**$**	**3,274,454**

District & Fund No.	Code	Account Description		Amount
		ADULT EDUCATION FUND		
068-11		**Expenditure Appropriation**		
	1100	Certificated Teachers' Salaries	$	(93,997)
	2100	Classified Instructional Salaries		104,242
	3101	STRS: Certificated		(31,849)
	4300	Materials & Supplies		2,444
	5600	Rentals, Leases, Repairs and Noncapitalized		19,160
		Total Expenditure Appropriation	**$**	**-**

District & Fund No.	Code	Account Description		Amount
		CHILD DEVELOPMENT FUND		
068-12		**Income Source**		
	8699	Local Revenue		5,246
		Total Income	**$**	**5,246**
		Expenditure Appropriation		
068-12	1100	Certificated Teachers' Salaries	$	(274,031)
	2100	Classified Instructional Salaries		(46,720)
	3401	Health and Welfare Benefits: Certificated		89,301
	4300	Materials & Supplies		240,696
	5600	Rentals, Leases, Repairs and Noncapitalized		(4,000)
		Total Expenditure Appropriation	**$**	**5,246**

District & Fund No.	Code	Account Description		Amount
		BLDG FUND: GEN OB BONDS C		
068-23		**Expenditure Appropriation**		
	5800	Services & Operating Expenditures		260,000
	6200	Building & Building Improvements		10,000
	9790	Unassigned / Unappropriated		(270,000)
		Total Expenditure Appropriation	**$**	**-**

District & Fund No.	Code	Account Description		Amount
		CAPITAL FACILITIES FUND		
068-25		**Income Source**		
	8699	Local Revenue		200,000
		Total Income	**$**	**200,000**
068-25		**Expenditure Appropriation**		
	2200	Classified Support Salaries	$	(2,205)
	3402	Health and Welfare Benefits: Classified		(1,194)
	5800	Services & Operating Expenditures		53,399
	9790	Unassigned / Unappropriated		150,000
		Total Expenditure Appropriation	**$**	**200,000**

District & Fund No.	Code	Account Description		Amount
		SPECIAL RESERVE: CAP OUTLAY		
068-40		**Expenditure Appropriation**		
	5800	Services & Operating Expenditures		50,000
	7619	Interfund Transfers Out		(50,000)
		Total Expenditure Appropriation	**$**	**-**

District & Fund No.	Code	Account Description		Amount
		HEALTH & WELFARE		
068-6769		**Income Source**		
	8699	Other Local Revenue	$	(3,430,000)
		Total Income	**$**	**(3,430,000)**
068-6769		**Expenditure Appropriation**		
	5800	Professional / Consulting Services	$	(3,430,000)
		Total Expenditure Appropriation	**$**	**(3,430,000)**

District & Fund No.	Code	Account Description		Amount
		PROPERTY & LIABILITY		
068-6770		**Income Source**		
	8699	Other Local Revenue	$	100,000
		Total Income	**$**	**100,000**
068-6770		**Expenditure Appropriation**		
	1300	Classified Support Salaries	$	36,700
	2300	Health and Welfare Benefits: Classified		(47,966)
	5800	Services & Operating Expenditures		62,000
	9790	Unassigned / Unappropriated		49,266
		Total Expenditure Appropriation	**$**	**100,000**

AYES: ( )

NOES: ( )

ABSENT: ( )

ABSTAIN: ( )

I, Joseph M. Farley, Secretary of the Capistrano Unified School District Board of Trustees, hereby certify that the above and foregoing Resolution was duly and regularly adopted by the said Board at the meeting on the 13th day of March 2013, by a roll call vote.

Anna Bryson
Clerk of the Board of Trustees

Joseph M. Farley, Ed.D.
Superintendent
Secretary of the Board of Trustees

Fiscal Solvency Statement and Budget Reduction Plan for 2013-2014

Fiscal Solvency Statement

In submitting the 2012-2013 Second Interim Report, the Board of Trustees understands its fiduciary responsibility to maintain fiscal solvency for the current and subsequent two fiscal years. While the District has sufficient funds to cover all commitments for the current fiscal year, the District acknowledges that spending reductions are required to maintain minimum reserve levels for the subsequent two fiscal years.

Due to the slow economic recovery in California, the District plans to implement ongoing spending reductions of $20 million for 2013-2014.

Budget Reduction Plan for 2013-2014 and Implementation Timeline

The budget reduction plan will require negotiated concessions regarding salary, work year, class size, and other work conditions along with other budget reductions. The components of the plan are outlined in the attached PowerPoint presentation.

Capistrano Unified School District

2012-2013 Second Interim Report
Combined Unrestricted & Restricted General Fund

	2012-13 1st Interim	2012-13 2nd Interim	Change from 1st Interim 2nd Interim	Comments
Revenue				
Revenue Limit Sources	$257,379,804	$257,350,277	($29,527)	
Federal Revenue	$18,562,428	$19,023,228	$460,800	New NCLB Prog Improvement grant plus additional Special ed. revenue
State Revenue	$68,236,069	$70,151,327	$1,915,258	Additional EIA revenue, Lottery revenue and Tier III revenue
Local Revenue	$5,380,898	$6,358,821	$977,923	Gifts budgeted as received. Other local income budgeted as received
Total Revenue	$349,559,199	$352,883,653	$3,324,454	
Expenditures				
Certificated Salaries	$177,117,758	$178,250,131	$1,132,373	Position control adjustments for Prop 30 - minimal net change
Classified Salaries	$54,917,837	$53,480,619	($1,437,218)	Position control adjustments for Prop 30 - minimal net change
Benefits	$75,895,082	$75,109,124	($785,958)	Position control adjustments for Prop 30 - minimal net change
Books and Supplies	$12,782,774	$13,081,405	$298,631	Extra gift revenue budgeted
Services & Operating Expenses	$32,126,528	$33,961,774	$1,835,246	Extra gift revenue budgeted. Copier lease coding adjustment
Capital Outlay	$557,732	$556,994	($738)	
Other Outgo/Debt Service	$10,055,799	$10,403,740	$347,941	County tuition for special ed. students
Trnsfrs of Indirect/Direct Support	($650,123)	($650,123)	$0	
Total Expenditures	$362,803,387	$364,193,664	$1,390,277	
Other Sources and Uses				
Other Funding Sources	$2,761,057	$2,711,057	($50,000)	Bldg C lease costs
Interfund Transfers Out	$0	$0	$0	
Total Sources and Uses	$2,761,057	$2,711,057	($50,000)	
Beginning Fund Balance	$19,348,709	$19,348,709	$0	
Audit Adjustments	$0	$0	$0	
Net Incr (Decr) in Fund Balance	($10,483,131)	($8,598,954)	$1,884,177	
Ending Fund Balance	$8,865,578	$10,749,755	$1,884,177	

Components of Ending Fund Balance			$0	
Revolving Cash, Stores, Prepaid	$325,000	$325,000	$0	
Legally Restricted	$365,125	$365,125	$0	Medi-Cal and EIA
Economic Uncertainties (2% Reserve)	$7,256,067.74	$7,283,873.28	$27,806	2% of total expenditures
Other Designations/Assignments			$0	
- Library Abatement	$0	$0	$0	
- Loss of EIA fund flexibility	$0	$0	$0	
- Site Carryover including Gifts	$0	$0	$0	
- Teacher Staff Development	$0	$180,000	$180,000	Locally restricted funds
Undesignated	$919,385	$2,595,757	$1,676,371	
Total Ending Fund Balance	$8,865,578	$10,749,755	$1,884,177	

Expenditures at 2012-2013 First Interim Budget



Expenditures at 2012-2013 Second Interim Budget



Attachment 4

SSC School District and County Office Financial Projection Dartboard
Governor's 2013-14 Budget Proposal

This version of SSC's Financial Projection Dartboard is based on the Governor's 2013-14 State Budget Proposal. We have updated the COLA, CPI, and ten-year T-bill planning factors per the latest economic forecasts. We rely on various state agencies and outside sources in developing these factors, but we assume responsibility for them with the understanding that they are, at best, general guidelines.

Factor		2012-13	2013-14	2014-15	2015-16	2016-17	2017-18
Statutory COLA (applies to K-12 and COE Revenue Limits)		3.24%	1.65%	2.20%	2.40%	2.70%	2.90%
K-12 Revenue Limit Deficit %		22.272%	22.272%	22.272%	22.272%	22.272%	22.272%
COE Revenue Limit Deficit %		22.549%	22.549%	22.549%	22.549%	22.549%	22.549%
Net Revenue Limit Change:	K-12	1.08%	1.65%	2.20%	2.40%	2.70%	2.90%
	COEs	1.08%	1.65%	2.20%	2.40%	2.70%	2.90%
COLA on state and local share only of Special Education, Child Nutrition, American Indian Education Centers/American Indian Early Childhood Education		0.00%	1.65%	2.20%	2.40%	2.70%	2.90%
Other state categorical programs COLA[1]							
	Tier I	0.00%	0.00%	0.00%	0.00%	0.00%	0.00%
	Tier II	0.00%	0.00%	0.00%	0.00%	0.00%	0.00%
	Tier III	0.00%	0.00%	0.00%	0.00%	0.00%	0.00%
California CPI		2.30%	2.20%	2.40%	2.60%	2.70%	2.80%
California Lottery[2]	Base	$124.25	$124.00	$123.75	$123.50	$123.00	$123.00
	Proposition 20	$30.00	$30.00	$30.00	$30.00	$30.00	$30.00
Interest Rate for Ten-Year Treasuries		1.85%	2.15%	2.40%	2.70%	2.90%	3.10%

ESTIMATED STATEWIDE AVERAGE BASE REVENUE LIMITS PER ADA "UNDEFICITED"			
Year	Elementary	High School	Unified
2012-13 Statewide Average (est.)	$6,449	$7,747	$6,748
2013-14 Inflation Increase @ 1.65% COLA	$106	$128	$111
2013-14 Statewide Average (est.)	$6,555	$7,875	$6,859

2013-14 BUDGET ACT ESTIMATED CHARTER SCHOOL RATES				
	K-3	4-6	7-8	9-12
General Purpose Block Grant[1] (will change at each apportionment)	$5,160	$5,238	$5,396	$6,242
Categorical Block Grant (est.)[3]	$407	$407	$407	$407
Total	$5,567	$5,645	$5,803	$6,649

[1] The May Revision Dartboard will provide an update to the categorical funding COLA and General Purpose Block Grant based upon the status of the Governor's Local Control Funding Formula budget proposal.

[2] The forecast for Lottery funding per ADA includes both base (unrestricted) funding and the amount restricted by Proposition 20 (2000) for instructional materials. Lottery funding is initially based on prior-year annual ADA—and is ultimately based on current-year annual ADA—times the historical statewide average excused absence factor of 1.04446.

[3] The Charter School Categorical Block Grant rates do not include Economic Impact Aid funding, which is provided separately. In addition, for charter schools that began operation in or after 2008-09, there is an additional amount per ADA in supplemental categorical block grant funding.

© 2013 School Services of California, Inc.

President Alpay called the meeting to order at 6:00 p.m. The Board recessed to closed session to: confer with Real Property Negotiators; discuss Student Expulsions; and discuss Public Employee Appointment/Employment.

The regular meeting of the Board reconvened to open session and was called to order by President Alpay at 7:05 p.m.

The Pledge of Allegiance was led by Trustee Hatton.

Present: Trustees Addonizio, Alpay, Bryson, Hanacek, Hatton, Pritchard, and Reardon
Absent: Student Advisor Madison Wolfert

Permanent Record

A CD of the Board meeting discussion related to each of the items on the public agenda is on file in the Superintendent's office as a matter of the permanent record. An audio recording of the meeting is available on the District website: www.capousd.org

Adoption of the Board Agenda

It was moved by Trustee Hatton, seconded by Trustee Bryson, and motion carried by a 7-0 vote to adopt the Board agenda.

ROLL CALL:	AYES:	Trustees Addonizio, Alpay, Bryson, Hanacek, Hatton, Pritchard, and Reardon
	NOES:	None
	ABSENT:	Student Advisor Madison Wolfert
	ABSTAIN:	None

President's Report From Closed Session Meeting

President Alpay reported the following action taken during closed session:

Agenda Item #3 A – Conference with Real Property Negotiators:

The Board gave direction to staff.

Agenda Item #3 B1 – Student Expulsion:

The Board voted 7-0 to readmit Case #2013-002 on a suspended expulsion contract and assign the student to Junipero Serra High School.

AYES:	Trustees Addonizio, Alpay, Bryson, Hanacek, Hatton, Pritchard, and Reardon
NOES:	None

Agenda Item #3 B2 through B6 – Student Expulsions:

The Board voted 7-0 to expel the following students by stipulated agreement: Case #2013-032, #2013-033, #2013-038, #2013-039, and #2013-040.

AYES:	Trustees Addonizio, Alpay, Bryson, Hanacek, Hatton, Pritchard, and Reardon
NOES:	None

Agenda Item #3 C1 through C3 – Public Employee Appointment/Employment:

The Board voted by a 7-0 vote to approve the appointment of Jolene Dougherty, High School Principal, Online Academy and Alternative Education.

AYES: Trustees Addonizio, Alpay, Bryson, Hanacek, Hatton, Pritchard, and Reardon
NOES: None

The Board voted by a 7-0 vote to approve the appointment of Dipali Potnis, San Clemente High School, Activities Director.

AYES: Trustees Addonizio, Alpay, Bryson, Hanacek, Hatton, Pritchard, and Reardon
NOES: None

The Board voted by a 7-0 vote to approve the appointment of Juan Ortiz, Supervisor IV, Transportation Operations.

AYES: Trustees Addonizio, Alpay, Bryson, Hanacek, Hatton, Pritchard, and Reardon
NOES: None

Student Body Report

Student Body President Parker Gentry from San Juan Hills High School presented a report on activities taking place at the high school.

Board and Superintendent Comments

Superintendent Farley pointed out the new student pictures hanging on the walls in the Board room. Dr. Farley commented the pictures are a continuation of the student photography project and this year the photographs feature siblings.

Trustee Hanacek commented as she visits schools she is impressed with the amount of parent involvement. She shared she had recently attended the Capistrano Valley High School art event and San Clemente Kindness Counts forum which were both orchestrated by parents.

Trustee Pritchard acknowledged and thanked Mike Beekman and Aliso Viejo Community Association Board Member Lisa Naegele for working together to resolve a safety issue at the park near Aliso Niguel High School. He also suggested the District explore the possibility of partnering with the City of Aliso Viejo on the development of a community center across from Aliso Viejo Middle School. Trustee Pritchard requested staff review the new Aliso Viejo Volunteer Website (AVX) for safety issues as it may include activities relating to District schools. Trustee Pritchard concluded his comments by sharing a concern and asked staff to address a public comment by a City of Aliso Viejo Councilmember that the relation between the District and the City is tense.

Trustee Bryson asked Dr. Farley to review the Foreign Student Admissions' information from the Los Angeles Unified School District to determine if a similar program can be implemented in the District. Trustee Bryson thanked Mike Beekman for arranging a tour of San Onofre for her.

Trustee Hatton shared an e-mail from Student Advisor Madison Wolfert who wasn't able to attend the Board meeting because she was participating in an orchestra concert. Madison wanted to share that the Capistrano Valley High School orchestra was going to Fresno on February 21 to perform at the 2013 California State Music Educators Conference.

Trustee Hatton stated that two of her passions, STEM education and partnerships, were mentioned in the State of the Union address last night. The President talked about the importance of redesigning America's high schools so they better equip graduates for the demands of a high-tech economy and stated schools that develop partnerships with colleges and employers, and create classes that focus on science, technology, engineering, and math education will be rewarded. These statements validate her interest in bringing both to the District to ensure better jobs for students in the future.

Trustee Alpay congratulated the San Clemente High School boys' basketball team for winning the Sea View League championship.

Oral Communications

There were no speakers.

DISCUSSION/ACTION

Ratification of Certificate of Compliance Agenda Item 1

Dr. Farley stated the Board is being asked to ratify a project specific Certificate of Compliance form for use between the Rancho Mission Viejo Community Development Company (RMV) and the District. This provisional agreement is consistent with direction given to staff by the Board.

It was moved by Trustee Pritchard, seconded by Trustee Addonizio, and motion carried unanimously to approve the ratification of the Certificate of Compliance.

I-5/Ortega Interchange Project Report Agenda Item 2

Deputy Superintendent Clark Hampton reported the I-5/Ortega interchange construction project will impact Ambuehl, Del Obispo, Kinoshita, and San Juan elementary schools, the Adult Transition Program, J. Serra High School, Marco Forster Middle School, and the District office. District staff and Trustee Reardon met with representatives of the City of San Juan Capistrano and the Sheriff's department to discuss options for minimizing the impact of the construction on traffic and local schools and will regularly meet throughout the project to address issues as they arise. Mr. Hampton introduced Public Information Officer David Richardson from the California Department of Transportation who provided a PowerPoint presentation on this project. Following the PowerPoint, Trustees made comments and asked questions.
(PowerPoint is posted on the District website: www.capousd.org)

I-5/Ave. Pico Construction Project Report Agenda Item 3

Deputy Superintendent Clark Hampton stated this item is to update the Board of Trustees on the I-5/Avenida Pico construction project scheduled for Fall 2013. Mr. Hampton introduced Community Relations Specialist Julie Toledo from the Orange County Transit Authority who provided a PowerPoint presentation. Following the PowerPoint Trustees, made comments and asked questions.
(PowerPoint is posted on the District website: www.capousd.org)

Modifications to the Board Meeting Agenda Agenda Item 4

Trustee Addonizio expressed her concern that Trustees were not receiving enough information in the current agenda format and stated she prefers to go back to the former format, which provided a report on each agenda item that consisted of more substantial information to assist Trustees with making decisions that impact the District.

Following discussion, it was moved by Trustee Addonizio to change back to the former format; however, the motion failed for a lack of a second.

Boundary Adjustments for Barcelona Hills Study Areas Agenda Item 5

Assistant Superintendent Julie Hatchel provided a PowerPoint presentation on the proposed reassignment of Barcelona Hills Elementary School study areas. Dr. Hatchel stated staff is recommending assigning study areas 0010, 0020, and 0031 to the Castille Elementary School attendance area and study areas 0032 and 0090 to the Reilly Elementary School attendance area for Trustee consideration. Trustee Reardon requested staff develop an outreach plan to notify property owners in the affected study areas of the changes.
(PowerPoint is posted on the District website: www.capousd.org)

It was moved by Trustee Hatton, seconded by Trustee Bryson, and motion carried unanimously to approve Board Policy 5126, *Seal of Biliteracy.*

New Board Policy
Agenda Item 6

Assistant Superintendent Julie Hatchel explained the revisions to Board Policy 5119, Open Enrollment, include changing the name of this policy from Open Enrollment to School of Choice to eliminate confusion with the Open Enrollment Act, and eliminating the second open enrollment window. This policy will brought back to the February 27 meeting for a second reading.

Board Policy Revision
Agenda Item 7

President Alpay asked Trustees for items they wished to pull from the Consent Calendar. Item #13 was pulled.

Items Pulled from the Consent Calendar

CONSENT CALENDAR

It was moved by Trustee Bryson, seconded by Trustee Addonizio, and motion carried unanimously to approve the following Consent Calendar items:

Minutes of the January 23, 2013, regular Board meeting.

Minutes
Agenda Item 8

Minutes of the January 28, 2013, special Board meeting.

Minutes
Agenda Item 9

Single School Plans for Student Achievement and Budgets (SPSA) for the 2012-2013 school year.

SPSA
Agenda Item 10

Purchase orders, warrants, and previously Board-approved bids and contracts as listed.

Purchase Orders/Warrants
Agenda Item 11

Donation of equipment.

Donations
Agenda Item 12

Ratification of special education settlement agreement Case #2012110447, California Department of Education Compliance Complaint S-0418-12/13, and Informal Dispute Resolution agreement #122612.

Special Education Settlement Agreements
Agenda Item 14

Special education settlement agreement #2012110748.

Special Education Settlement Agreement
Agenda Item 15

Agreement for Architectural and Related Services with WLC Architects, Incorporated to complete the Capistrano Valley High School Performing Arts Center project.

Architectural and Related Services Agreement
Agenda Item 16

Extension of the agreement for roofing repairs and maintenance to be provided by Pacific Roofing Systems.

Roofing Repairs and Maintenance
Agenda Item 17

Extension of Bid No. 1011-08 for milk and dairy products provided by Hollandia Dairy Incorporated.

Milk and Dairy Products
Agenda Item 18

Resignations, retirements, and employment of classified personnel.

Resignations/ Retirements/ Employment (Classified Personnel) Agenda Item 19

Resignations, retirements, and employment of certificated personnel.

Resignations/ Retirements/ Employment (Certificated Personnel) Agenda Item 20

Acceptance of Williams Settlement Second Quarter Report.

Williams Settlement Quarterly Report Agenda Item 21

ROLL CALL: AYES: Trustees Addonizio, Alpay, Bryson, Hanacek, Hatton, Pritchard, and Reardon
NOES: None
ABSENT: Student Advisor Madison Wolfert
ABSTAIN: None

Professional Services Agreements Agenda Item 13

Trustee Addonizio asked staff to clarify the contract with T. Davis & Associates, Inc. as to how the District was using the service. Assistant Superintendent Jodee Brentlinger explained the District has an annual agreement with T. Davis & Associates, Inc. for investigative services when there is a potential for litigation or a sensitive issue. Now the District would like to add to the contract outside coaching and mentoring services for administrative purposes. Trustee Addonizio questioned if the use of a District retiree, working with the company, would cause the District to lose its ability to say it is working with an outside independent group. Mrs. Brentlinger stated the retiree is not involved with the contract for outside investigation services but would be providing services as an outside consultant as a coach/mentor due to a current situation.

It was moved by Trustee Bryson, seconded by Trustee Hatton, and motion carried by a 6-1 vote to approve the ratification of District standardized Independent Contractor, Master Contract, and Professional Services Agreements.

AYES: Trustees Alpay, Bryson, Hanacek, Hatton, Pritchard, and Reardon
NOES: Trustee Addonizio

It was moved by Trustee Addonizio, seconded by Trustee Hatton, and motion carried unanimously to adjourn the meeting.

President Alpay announced the meeting adjourned at 8:50 p.m.

_____
Board Clerk

_____
Secretary, Board of Trustees

Minutes submitted by Jane Boos, Manager, Board Office Operations

CAPISTRANO UNIFIED SCHOOL DISTRICT
BOARD OF TRUSTEES
MINUTES – REGULAR MEETING
FEBRUARY 27, 2013
EDUCATION CENTER – BOARD ROOM

President Alpay called the meeting to order at 5:30 p.m. The Board recessed to closed session to: confer with Legal Counsel regarding Existing Litigation; discuss Public Employee Appointment/Employment; discuss Public Employee Discipline/Dismissal/ Release; discuss Student Expulsions; and confer with Real Property Negotiators.

The regular meeting of the Board reconvened to open session and was called to order by President Alpay at 7:07 p.m.

The Pledge of Allegiance was led by Madison Wolfert.

Present: Trustees Addonizio, Alpay, Hanacek, Hatton, Pritchard, Reardon, and Student Advisor Madison Wolfert
Absent: Trustee Bryson

Permanent Record

A CD of the Board meeting discussion related to each of the items on the public agenda is on file in the Superintendent's office as a matter of the permanent record. An audio recording of the meeting is available on the District website: www.capousd.org

Adoption of the Board Agenda

It was moved by Trustee Hatton, seconded by Trustee Addonizio, and motion carried by a 6-0 vote to adopt the Board agenda.

ROLL CALL: AYES: Trustees Addonizio, Alpay, Hanacek, Hatton, Pritchard, Reardon, and Student Advisor Madison Wolfert
NOES: None
ABSENT: Trustee Bryson
ABSTAIN: None

President's Report From Closed Session Meeting

President Alpay reported the following action taken during closed session:

Agenda Item #3 A – Conference with Legal Counsel – Existing Litigation: Case Number 30-2011-00509686

The Board voted by a 6-0 vote to authorize counsel to file a writ of mandamus, not to exceed $10,000 in legal fees, and authority to seek a stay of the trial date.

AYES: Trustees Addonizio, Alpay, Hanacek, Hatton, Pritchard, and Reardon
NOES: None
ABSENT: Trustee Bryson

Agenda Item #3 B1 – Public Employee Appointment/Employment:

The Board voted 6-0 to approve the appointment of Sara Young, Director V, Informal Dispute Resolution Specialist.

AYES: Trustees Addonizio, Alpay, Hanacek, Hatton, Pritchard, and Reardon
NOES: None
ABSENT: Trustee Bryson

Agenda Item #3 B2 – Public Employee Appointment/Employment:

The Board voted 6-0 to approve the appointments of Dana Erickson and Matthew Krause, Managers IV, Fiscal Services.

AYES: Trustees Addonizio, Alpay, Hanacek, Hatton, Pritchard, and Reardon
NOES: None
ABSENT: Trustee Bryson

Agenda Item #3 C – Public Employee Discipline/Dismissal/Release

The Board voted 6-0 to accept the resignation of Employee #30077, Director VI, Curriculum and Instructional Support, effective July 31, 2013, and to enter into a release agreement that includes a waiver of all claims known and unknown against the District.

AYES: Trustees Addonizio, Alpay, Hanacek, Hatton, Pritchard, and Reardon
NOES: None
ABSENT: Trustee Bryson

The Board voted 6-0 to authorize the issuance of a non-reelection notice to Employee #027470 for the 2013-2014 school year.

AYES: Trustees Addonizio, Alpay, Hanacek, Hatton, Pritchard, and Reardon
NOES: None
ABSENT: Trustee Bryson

Agenda Item #3 D1 through D8 – Student Expulsions:

The Board voted 6-0 to expel the following students by stipulated agreement: Case #2013-034, #2013-035, #2013-036, #2013-037, #2013-041, #2013-042, #2013-043, and #2013-044.

AYES: Trustees Addonizio, Alpay, Hanacek, Hatton, Pritchard, and Reardon
NOES: None
ABSENT: Trustee Bryson

Agenda Item #3 E – Conference with Real Property Negotiators:

The Board gave direction to staff.

Special Recognitions

Students in each of the following categories received special recognition by the Board:

National Merit Finalists
ANHS: Vicki Lau and Jamasb Sayadi (Not in attendance: Ryan Song)
CVHS: Christopher Healy and Nicholas Burakoff
DHHS: Amanda Buckingham, Rohit Kolar, Katherine McGauley, and Devin Trabant (Not in attendance: Andrew Pham)
THS: Clay Coleman and Bryan Lee (Not in attendance: Alexandra Ivanov and Ryan Yoo)

National Achievement Scholarship Program Finalist
SCHS: Sara Kebede

National Hispanic Scholars
CVHS: Samuel Fleitman and Tahireh Hicks
(Not in attendance: Andre Gray and Cameron Mahmoodzadeh)
DHHS: Kelly Gomez
SJHHS: Galen Hanson

Board and Superintendent Comments

Trustee Hatton congratulated the Capistrano Valley High School girls' soccer teams for winning the Sea View League championships.

Trustee Hanacek thanked Capistrano Unified Council of PTSAs for hosting the No Regrets Parenting event at Dana Hills High School on February 20.

Trustee Alpay congratulated the San Clemente High School boys' soccer team for being in the finals.

Oral Communications

There were no speakers.

DISCUSSION/ACTION

Public Hearing: Boundary Adjustments for Barcelona Hills Study Areas Agenda Item 1

President Alpay announced the Public Hearing open at 7:21 p.m. regarding the boundary adjustments for Barcelona Hills study areas. There being no speakers to address the Board, President Alpay declared the Public Hearing closed at 7:23 p.m.

Boundary Adjustments for Barcelona Hills Study Areas Agenda Item 2

It was moved by Trustee Addonizio, seconded by Trustee Hanacek, and motion carried by a 6-0 vote to approve the reassignment of study areas 0010, 0020, and 0031 to the Castille Elementary School attendance area and study areas 0032 and 0090 to the Reilly Elementary School attendance area.

ROLL CALL: AYES: Trustees Addonizio, Alpay, Hanacek, Hatton, Pritchard, Reardon, and Student Advisor Madison Wolfert
NOES: None
ABSENT: Trustee Bryson
ABSTAIN: None

Community Facilities District Rebalancing Agenda Item 3

Deputy Superintendent Clark Hampton explained that after the recent refinancing of the Certificate of Participation (COP) staff reviewed the debt service payments for the COP in terms of the impact on debt service payments with regard to the dissolution of Redevelopment Agencies, what portion of debt service in the past was borne by CFDs, and if over the life of the debt service schedule are all CFDs contributing to the portion of the debt related to the District office. Mr. Hampton stated the report (exhibit) prepared by Taussig and Associates, illustrates the past contribution of CFDs to this portion of the debt service and an estimate for rebalancing payments among all CFDs. When the COP is paid off there is a contribution by each CFD to the debt service portion as related to the District office. Mr. Hampton introduced Andrea Roess, Managing Director of David Taussig & Associates, Inc., and Alex Bowie, Partner with Bowie, Arneson, Wiles & Giannone to answer Trustee questions.

Superintendent Farley stated this item provides Trustees with the options of discussing ongoing and new goals and objectives at this meeting or submitting their written suggestions for goals and objectives to President Alpay so he can develop a written summary for discussion at a future Board meeting. Dr. Farley stated the exhibit for this item provides some of the accomplishments over the last two years and additional District needs that may be incorporated into future goals and objectives. The Board was in agreement with providing President Alpay with written goals and objectives to compile and bring back to the next Board meeting for Trustee discussion.

Superintendent Goals and Objectives Agenda Item 4

Superintendent Farley explained that at the December 10, 2012, Board meeting, Trustees approved changing the night Board meetings are conducted from the second Monday and fourth Wednesday to the second and fourth Wednesday each month. The proposed revisions to Board Bylaw 9320, *Meetings*, reflect the change. This item will be brought back for a second reading at the March 13 Board meeting.

Board Policy Revision Agenda Item 5

It was moved by Trustee Hatton, seconded by Trustee Reardon, and motion carried by a 6-0 vote to approve revisions to Board Policy 5119, School of Choice.

Board Policy Revision Agenda Item 6

AYES: Trustees Addonizio, Alpay, Hanacek, Hatton, Pritchard, Reardon, and Student Advisor Madison Wolfert
NOES: None
ABSENT: Trustee Bryson
ABSTAIN: None

Assistant Superintendent Jodee Brentlinger stated this is the fifth year in a row this item has been brought before the Board for approval. As a precautionary measure, this item proposes consideration of the adoption of Resolution No. 1213-33 which reserves the right to a reduction in salaries and/or work year calendars during the 2013-2014 school year should it become necessary.

Resolution No. 1213-33 Agenda Item 7

It was moved by Trustee Reardon, seconded by Trustee Hatton, and motion carried by 6-0 vote to approve Resolution No. 1213-33, Reserving the Right to Make 2013-2014 CUMA Employee Compensation Reductions, and provide authorization to deliver written notice to unrepresented CUMA employees.

ROLL CALL: AYES: Trustees Addonizio, Alpay, Hanacek, Hatton, Pritchard, Reardon and Student Advisor Madison Wolfert
NOES: None
ABSENT: Trustee Bryson
ABSTAIN: None

President Alpay asked Trustees for items they wished to pull from the Consent Calendar. Items #16, #31, and #32 were pulled.

Items Pulled from the Consent Calendar

CONSENT CALENDAR

It was moved by Trustee Addonizio, seconded by Trustee Hatton, and motion carried by a 6-0 vote to approve the following Consent Calendar items:

Approval of Resolution No. 1213-34, Week of the School Administrator.

Week of the School Administrator Agenda Item 8

Readmission of students from expulsion: Case #2010-127, #2012-039, #2012-053, #2012-060, #2012-070, #2012-071, #2012-079, and #2012-086.	**Expulsion Readmissions Agenda Item 9**
Petition to waive California Education Code §60851(a) and Board Policy 6162.52 – California High School Exit Examination: case numbers 1213-006 through 1213-015.	**CAHSEE Waivers Agenda Item 10**
Local Educational Agency (LEA) Plan 2012-2015.	**LEA Plan Agenda Item 11**
Memorandum of Understanding (MOU) with Power of Discovery: STEM².	**MOU with Power of Discovery STEM² Agenda Item 12**
Ratification of Income Agreement No. 39114 with the Orange County Superintendent of Schools to provide English Language Development Standards training for elementary and secondary instructional coaches.	**Income Agreement Agenda Item 13**
Approval and ratification of Income Agreement No. 39143 with the Orange County Superintendent of Schools to provide Scaffolding for English learners training for elementary and secondary instructional coaches.	**Income Agreement Agenda Item 14**
Purchase orders, warrants, and previously Board-approved bids and contracts as listed.	**Purchase Orders/Warrants Agenda Item 15**
Ratification of District standardized Independent Contractor, Master Contract, and Professional Services Agreements.	**Professional Services Agreements Agenda Item 17**
Ratification of special education Informal Dispute Resolution Agreement Case #12913.	**Informal Dispute Resolution Agreement Agenda Item 18**
Personnel Reimbursement Agreement with Laguna Beach Unified School District (LBUSD) to provide 20 days of instruction by a qualified Orientation and Mobility Specialist to LBUSD during the 2012-2013 regular school year.	**Personnel Reimbursement Agreement Agenda Item 19**
Agreement for Construction Management/Owner's Representative Services with Edenco, Incorporated to provide services related to the construction of the lunch pavilion at Capistrano Valley High School.	**Construction Management/ Owner's Rep. Service Agenda Item 20**
Agreement for Architectural and Related Services with WLC Architects, Incorporated (WLC) to provide services related to the design and construction of the lunch pavilions at Capistrano Valley High School.	**Architectural and Related Services Agenda Item 21**
E-Rate application for 2013-2014.	**E-Rate Application Agenda Item 22**

Services and Support Agreement for 2013-2014 with Quintessential School Systems (QSS).

Services and Support Agreement Agenda Item 23

Ratification of Change Orders No. 16 and No. 17 related to the construction of the Capistrano Valley High School Performing Arts Center.

Change Orders No. 16 and No. 17 CVHS Performing Arts Center Agenda Item 24

Independent Contractor Agreement, Request for Proposal No. 5-1213, with Contemporary Services Corporation to provide event security services for the District's six high schools.

Independent Contractor Agreement Agenda Item 25

Extension of the agreement for surveying and construction engineering services to be provided by Guida Surveying, Incorporated.

Construction Engineering Services Agenda 26

Amendment to Agreement Bid No. 1011-14 for grocery products with A&R Wholesale Distributors, Incorporated, increasing the "not to exceed" amount to $77,000 annually for additional grocery products required due to menu changes related to USDA regulation.

Amendment to Agreement for Grocery Products Agenda 27

Authorization to utilize the State of California Multiple Award Schedule Contract No. 3-06-70-2070D, General Services Administration schedule GS-35F-0294S, to purchase various brands of technology equipment, software, services, installation, and maintenance of equipment and repair services from Digital Networks Group, Incorporated, under the same terms and conditions of the public agency's contract.

Multiple Award Schedule Contract Agenda Item 28

Resignations, retirements, and employment of classified personnel.

Resignations/ Retirements/ Employment (Classified Personnel) Agenda Item 29

Resignations, retirements, and employment of certificated personnel.

Resignations/ Retirements/ Employment (Certificated Personnel) Agenda Item 30

ROLL CALL: AYES: Trustees Addonizio, Alpay, Hanacek, Hatton, Pritchard, Reardon, and Student Advisor Madison Wolfert
NOES: None
ABSENT: Trustee Bryson
ABSTAIN: None

Trustee Addonizio asked if staff could determine how much money and gifts the Booster Clubs have donated in the last fiscal year to the schools. Dr. Farley responded that staff could contact sites for this information and provide an estimated guess once the information is compiled. Dr. Farley suggested the District begin tracking this information and prepare an annual year-end report.

Donations Agenda Item 16

It was moved by Trustee Addonizio, seconded by Trustee Hatton, and motion carried by a 6-0 vote to approve donation of equipment.

AYES: Trustees Addonizio, Alpay, Hanacek, Hatton, Pritchard, Reardon, and Student Advisor Madison Wolfert
NOES: None
ABSENT: Trustee Bryson
ABSTAIN: None

Certification of Temporary Athletic Coaches Agenda Item 31

Trustee Reardon asked staff how the District tracks and monitors that all temporary athletic coaches have met the qualifications and competencies required and remain compliant. Assistant Superintendent Jodee Brentlinger responded that Human Resource staff maintains a database with information on personnel licenses, certificates, and expiration dates for CPR and first aid certification. With the assistance of the TIS department this information is provided to all athletic directors and school principals who monitor that all requirements are met and renewed.

It was moved by Trustee Reardon, seconded by Trustee Addonizio, and motion carried by a 6-0 vote to approve the certification that all temporary athletic coaches have met the qualifications and competencies required in Title V §5593 of the California Code of Regulations.

Authorization of Coaches to Provide PE Credit Agenda Item 32

Trustee Reardon stated his concerns regarding this item were addressed in staff's response to the previous item.

It was moved by Trustee Reardon, seconded by Trustee Hatton, and motion carried by a 5-1 vote to approve authorization of teachers who are credentialed in subjects other than physical education (PE) to provide PE credit to students in that respective sport.

AYES: Trustees Alpay, Hanacek, Hatton, Pritchard, Reardon, and Student Advisor Madison Wolfert
NOES: Trustee Addonizio
ABSENT: Trustee Bryson
ABSTAIN: None

Adjournment

It was moved by Trustee Addonizio, seconded by Trustee Reardon, and motion carried by a 6-0 vote to adjourn the meeting.

AYES: Trustees Addonizio, Alpay, Hanacek, Hatton, Pritchard, and Reardon
NOES: None
ABSENT: Trustee Bryson

President Alpay announced the meeting adjourned at 7:49 p.m.

_____
Board Clerk

_____
Secretary, Board of Trustees

Minutes submitted by Jane Boos, Manager, Board Office Operations

PARENT TO PARENT
A PROGRAM OF THE ORANGE COUNTY CHILD ABUSE PRVENTION CENTER
MEMORANDUM OF UNDERSTANDING

We, Capistrano Unified School District (Partner Organization), and the Orange County Child Abuse Prevention Center (hereafter referred to as the "Prevention Center") agree to partner in order to provide Parent to Parent classes to parents or caregivers of children ages 0-12 years within Orange County. In addition, as a Partner Organization, we agree to support the Parent to Parent program through the referral of participants and/or the provision of a site location.

Partner Organization Information:

Organization Name: Capistrano Unified School District

Address: 33122 Valle Rd.
Street Suite

San Juan Capistrano
City

CA 92675
State Zip Code

Authorized Signer Name/Title:
Joseph M. Farley, Ed.D.
Superintendent

Phone: 949-234-9203

Fax: 949-496-7681

Email: jfarley@capousd.org

Site Location Information
(If different than Partner Organization):

Location Name: _____

Address: _____
Street Suite

City

State Zip Code

Authorized Signer Name/Title:

Phone:

Fax:

Email:

Prevention Center Contact Information:

Educator:

Phone: Fax: (714) 543-4398

Email:

Address: 500 South Main Street Suite 1100
Street Suite

Orange CA 92868
City State Zip Code

Program Director: Sadhna Matai

Phone: (714) 955-6501 Fax: (714) 543-4398

Email: SMatai@BrightFutures4Kids.org

Revised: 12/21/12

EXHIBIT 11

PARENT TO PARENT
A PROGRAM OF THE ORANGE COUNTY CHILD ABUSE PRVENTION CENTER
MEMORANDUM OF UNDERSTANDING

Parent to Parent Program Information:

Duration: Class Length - 2 Hours / Class Frequency - 1 Per Week / Program Duration - 10 Weeks

Days: _____ Times: _____

Languages: _____

Number of Educators: _____

Start Date: _____ End Date: _____

Parent to Parent Class Information:

Week	Date	Time
1		
2		
3		
4		
5		
6		
7		
8		
9		
10		

Parent to Parent Child Care Information:

Provided: _____ Not Provided: _____

Number of Child Care Coordinators: _____

- Child Care Age Guidelines
  - 0 to 8 Months: Required to stay with the parent/guardian during class.
  - 8 Months to 12 Years: Eligible to attend child care. The parent/guardian is responsible for attending to the hygiene of children not toilet trained.

Recruitment Strategy:

- Open to all parents in the community
- Parent to Parent will provide a flyer with space to add the Partner Organization and Site Location name and information
- Partner Organization and Site Location will assist with participant recruitment

Recruitment Goals:

- Minimum of 28 participants to start the first class
- If there is less than an average of 20 participants in attendance per class (during Weeks 1 through 3), the Prevention Center reserves the right to cancel the class and invite the participants to attend another class if available

Special Stipulations:

PARENT TO PARENT
A PROGRAM OF THE ORANGE COUNTY CHILD ABUSE PRVENTION CENTER
MEMORANDUM OF UNDERSTANDING

I, Joseph M. Farley (Partner Organization Authorized Signer), certify that I am authorized by my organization to sign this agreement with the Prevention Center on behalf of the organization.

I understand that if my organization is subcontracting, leasing, or utilizing a site location owned by another organization, I am responsible for providing the Prevention Center with a copy of my organization's agreement with the site location, as well as obtaining a signature on this agreement from the Site Location Authorized Signer prior to the start of Parent to Parent classes.

PARTNER ORGANIZATION STAFF:

Signature

Joseph M. Farley, Superintendent
Printed Name & Title

March 13, 2013
Date

SITE LOCATION STAFF ***(IF APPLICABLE)*****:**

Signature

Printed Name & Title

Date

PREVENTION CENTER STAFF:

Signature

Printed Name & Title

Date

Board of Trustees Purchase Order Listing
======== Fiscal Year: 2012-13 ========
Board of Trustees Meeting.....MARCH 13, 2013

The following purchase orders have been issued in accordance with the District's Purchasing Policy and authorization of the Board of Trustees. It is recommended that the following Purchase Orders be approved and that payment be authorized upon delivery and acceptance of the items ordered.

PO No.	Fund	Vendor	Description	Amount
323481	1	PERFECT SEAL LABORATORIES	SplsNonI/HlthServ/Dstrctwd	88.95
323482	1	THINKING MAPS INC	InstMtls/Instrctn/OsoGrand	1,431.00
323483	1	CASBO SOUTHERN SECTION	CnfrNonI/Purch /Dstrctwd	152.00
323484	1	FOLLETT EDUCATIONAL SERVICES	InstMtls/Instrctn/Las Palm	80.52
323485	1	FOLLETT EDUCATIONAL SERVICES	Bks&Ref /Instrctn/Dstrctwd	1,361.25
323486	1	FOLLETT EDUCATIONAL SERVICES	Bks&Ref /SupvAdmn/Dstrctwd	757.12
323487	1	MARKERBOARD PEOPLE	InstMtls/Instrctn/ANHS	136.08
323488	1	SUPER DUPER INC.	InstMtls/SEOthIns/Dstrctwd	204.12
323489	1	PHONAK INC	NonCapEq/HlthServ/Dstrctwd	3,346.96
323490		VOID	VOID	0.00
323491	1	DOHENY STATE BEACH PARK	FieldTrp/Instrctn/Marblehd	100.00
323492	1	OCEAN INSTITUTE	FieldTrp/Instrctn/Lgna Nig	8,100.00
323493	1	ORANGE COUNTY DEPT OF EDUCAT	FieldTrp/Instrctn/Las Palm	16,247.50
323494	1	IRVINE PARK RAILROAD	FieldTrp/Instrctn/Benedict	1,932.00
323495	1	NATL SCIENCE TEACHERS ASSOC	Serv& Op/Instrctn/Mission	225.00
323496	1	ORANGE COUNTY DEPT OF EDUCAT	FieldTrp/Instrctn/Barcelon	991.25
323497	1	C.A.S.H.	Dues&Mmb/SuppSvcs/Dstrctwd	707.00
323498	1	SCHOOL SPECIALTY	SplsNonI/HlthServ/Bergeson	19.55
323499	1	KAGAN PUBLISHING	InstMtls/Instrctn/Viejo	556.96
323500	1	NETWORK HARDWARE RESALE	F&EInstl/Instrctn/Dstrctwd	18,653.76
			F&EInstl/TIS /Dstrctwd	911.76
323501	1	NATIONAL TEXTBOOK SERVICES	InstMtls/SEOthIns/Dstrctwd	327.89
323502	1	TEXTBOOK WAREHOUSE	InstMtls/SEOthIns/Dstrctwd	40.23
323503	1	CAMBIUM LEARNING TECHNOLOGIES	InstMtls/SEOthIns/Dstrctwd	871.54
323504	1	PRENTKE ROMICH COMPANY	Rnt&Repr/SEOthIns/Dstrctwd	524.00
323505	1	LAS FLORES MS ASB	InstMtls/Instrctn/LFMS	15,000.00
323506	1	DELL COMPUTER	NonCapEq/Pup Serv/Marblehd	747.38
323507	1	ENET COMPONENTS INC	InstMtls/Instrctn/Dstrctwd	338.82
323508	1	NETWORK HARDWARE RESALE	F&EInstl/Instrctn/Dstrctwd	30,891.16
323509	1	ENET COMPONENTS INC	InstMtls/Instrctn/Hiddn Hl	431.22
323510	1	CREATIVE IMAGES	SplsNonI/Board /Dstrctwd	810.00
323511	1	INSIGHT SYSTEMS EXCHANGE	NonCapEq/Instrctn/Tijeras	1,658.88
323512	1	DELL COMPUTER	NonCapEq/Sch Adm /OsoGrand	1,494.76
323513	1	NETWORK HARDWARE RESALE	F&EInstl/Instrctn/Dstrctwd	9,990.46
			F&EInstl/Instrctn/Hiddn Hl	29,034.78
323514	1	DELL COMPUTER	SplsNonI/Sch Adm /Marblehd	443.52
323515	1	INSIGHT SYSTEMS EXCHANGE	NonCapEq/Instrctn/ArroyoMS	760.32
323516	1	DELL COMPUTER	NonCapEq/Sch Adm /Marblehd	747.38
323517	1	APPLE COMPUTER INC	NonCapEq/Enterprs/SJHHS	832.26
			NonCapEq/CurAthlt/SJHHS	832.26
323518	1	SANTILLANA PUBL CO	InstMtls/Instrctn/SJHHS	930.00
323519	1	QUINTESSENTIAL SCHOOL SYSTEMS	Serv& Op/TIS /Dstrctwd	64,380.48
323520	1	STAPLES ADVANTAGE	SplsNonI/Purch /Dstrctwd	133.00
323521	1	REEL LUMBER	InstMtls/Instrctn/FNMS	2,500.00
323522	1	WINGARD, RICHARD AND LORENA	Serv& Op/HlthServ/Dstrctwd	4,000.00

Board of Trustees Purchase Order Listing
======== Fiscal Year: 2012-13 ========
Board of Trustees Meeting.....MARCH 13, 2013

PO No.	Fund	Vendor	Description	Amount
323523	1	VALIANT IMC	InstMtls/Instrctn/SCHS	86.35
323524	1	EVERYTHING MEDICAL	St Rcpts/Undesig /Dstrctwd	868.21
323525	1	COSTCO S.J.C.	St Rcpts/Undesig /Dstrctwd	2,335.28
323526	70	LA HABRA FENCE CO INC	Rntl:Oth/Enterprs/Dstrctwd	2,911.00
323527	1	PYRAMID WIRE & CABLE INC.	InstMtls/Instrctn/DJAMS	755.92
323528		VOID	VOID	0.00
323529	1	SEHI COMPUTER	InstMtls/Instrctn/VdelMarE	845.10
323530	1	TROXELL COMMUNICATIONS INC	NonCapEq/Instrctn/Bergeson	12,650.12
323531	1	MOBILE COMMUNICATION REPAIR	SplsNonI/Sch Adm /Wagon Wh	816.48
323532	1	WESTERN EXTERMINATORS	Rntl:Oth/RR:Bldgs/SCHS	6,495.32
323533	1	FLINN SCIENTIFIC INC	InstMtls/Instrctn/SCHS	397.98
323534	1	SMART & FINAL IRIS #399	InstMtls/SEOthIns/Dstrctwd	500.00
323535	1	SOUTHWEST SCHOOL SUPPLY	InstMtls/SEOthIns/Dstrctwd	1,000.00
323536	1	IMAGE 2000	SplsNonI/Enterprs/Wood Cyn	225.76
323537	1	DELL COMPUTER	NonCapEq/SEOthIns/Dstrctwd	502.80
323538	1	PC MALL GOV	Serv& Op/Pub Info/Dstrctwd	63.81
323539	1	IMAGE 2000	SplsNonI/Sch Adm /GrgWhite	839.60
323540	1	HERITAGE MUSEUM OF OC	FieldTrp/Instrctn/Tijeras	984.00
323541		VOID	VOID	0.00
323542		VOID	VOID	0.00
323543	1	HD SUPPLY	SplsNonI/RR:Bldgs/Dstrctwd	8,445.17
323544	1	WESTERN PSYCHOLOGICAL SERVICES	SplsNonI/HlthServ/Dstrctwd	250.56
323545	1	HD SUPPLY	InstMtls/Instrctn/SCHS	207.23
323546	1	LINGUI SYSTEMS INC	SplsNonI/SEOthIns/Dstrctwd	189.00
323547		VOID	VOID	0.00
323548	1	DELL COMPUTER	NonCapEq/Instrctn/BAMS	1,005.60
323549	1	HAIKU LEARNING SYSTEMS INC	Serv& Op/Instrctn/Cal Prep	688.50
323550	1	BERTRANDS HORN IMPROVEMENT	InstMtls/Instrctn/SMS	1,009.24
323551	1	GENERAL BINDING CORP	Rntl:Oth/Sch Adm /Lobo	205.00
323552	1	INSIGHT SYSTEMS EXCHANGE	NonCapEq/Instrctn/Don Juan	4,942.08
323553	1	DELL COMPUTER	NonCapEq/Instrctn/Don Juan	747.38
323554	1	INSIGHT SYSTEMS EXCHANGE	NonCapEq/Instrctn/Don Juan	3,747.60
323555	1	INSIGHT SYSTEMS EXCHANGE	NonCapEq/Instrctn/Don Juan	1,065.96
323556	1	GOV PLACE	SplsNonI/TIS /Dstrctwd	1,553.90
323557	1	ENET COMPONENTS INC	SplsNonI/TIS /Dstrctwd	861.84
323558	1	INSIGHT SYSTEMS EXCHANGE	NonCapEq/Instrctn/HankeyES	4,613.76
323559		VOID	VOID	0.00
323560	1	WE DO MAIL	Serv& Op/Pub Info/Dstrctwd	200.00
323561	1	TECH4LEARNING	Serv& Op/Instrctn/HankeyES	1,693.04
			Serv& Op/Enterprs/HankeyES	1,570.96
323562	1	SCHOLASTIC	Serv& Op/Instrctn/Oak Grv	7,020.00
323563	1	SCHOLASTIC	Serv& Op/Instrctn/Don Juan	7,020.00
323564	1	DIGITAL NETWORKS GROUP INC	Rnt&Repr/Instrctn/Dstrctwd	3,107.04
323565	1	DIGITAL NETWORKS GROUP INC	Rnt&Repr/Instrctn/Dstrctwd	4,511.66
323566	1	DIGITAL NETWORKS GROUP INC	Rnt&Repr/Instrctn/Hiddn Hl	5,722.00
323567	1	CAMCOR INC	NonCapEq/Instrctn/VDMMS	958.25
323568	13	INDUSTRIAL ELECTRIC SERVICE	SmlEquip/FoodServ/Dstrctwd	406.40
323569		VOID	VOID	0.00
323570	1	CAMCOR INC	NonCapEq/Instrctn/ANHS	1,878.91
323571	1	CAMCOR INC	NonCapEq/Instrctn/DHHS	528.12

Board of Trustees Purchase Order Listing
======== Fiscal Year: 2012-13 ========
Board of Trustees Meeting.....MARCH 13, 2013

PO No.	Fund	Vendor	Description	Amount
323572	1	CAMCOR INC	NonCapEq/Enterprs/FNMS	460.33
323573	1	CAMCOR INC	InstMtls/Instrctn/Bathgate	171.76
323574	1	CAMCOR INC	NonCapEq/Instrctn/VDMMS	460.33
323575		VOID	VOID	0.00
323576	1	SOUTHWEST SCHOOL SUPPLY	InstMtls/RSPInstr/FNMS	140.42
323577	1	CAMCOR INC	InstMtls/Instrctn/AVMS	218.22
323578	1	CAMCOR INC	NonCapEq/Instrctn/AVMS	958.25
323579	1	MISSION AUTO SERVICE	Rntl:Oth/PuplTran/Dstrctwd	5,000.00
			Rntl:Oth/Dist Veh/Dstrctwd	10,000.00
323580	1	MNJ TECHNOLOGIES DIRECT INC	InstMtls/Enterprs/BAMS	254.08
323581	1	B & H PHOTOGRAPHY	SplsNonI/Sch Adm /LFMS	133.36
323582	1	PEARSON EDUCATION	InstMtls/Instrctn/Dstrctwd	5,700.00
323583	1	EVERYTHING MEDICAL	St Rcpts/Undesig /Dstrctwd	565.38
323584	1	SOUTHWEST SCHOOL SUPPLY	St Rcpts/Undesig /Dstrctwd	20,910.96
323585	1	LAKESHORE LEARNING MATERIALS	InstMtls/Instrctn/Bathgate	111.83
323586	1	SCHOOL SERVICES OF CALIFORNIA	SplsNonI/Bus/Fisc/Dstrctwd	600.00
323587	1	ART MASTERS	CnsltSvs/Instrctn/Benedict	400.00
323588	1	DEVEREUX TEXAS TREATMENT	Residtl /NPS /Dstrctwd	445.02
323589	1	ATI	Serv& Op/Saf&Trng/Dstrctwd	550.00
323590	1	OCEANVIEW SCHOOL	NPS /NPS /Dstrctwd	22,308.00
323591	1	LAGUNA BEACH SCHOOL DIST	Tui:Dist/IntrAgnc/Dstrctwd	60,000.00
323592	1	BCT	SplsNonI/CurAthlt/CVHS	1,404.00
323593	1	WAL MART S.C.	InstMtls/Instrctn/SCHS	1,150.00
323594	1	SMART & FINAL IRIS #399	InstMtls/Instrctn/LRMS	1,200.00
323595	1	DELL COMPUTER	SplsNonI/TIS /Dstrctwd	161.99
323596	1	SANTILLANA PUBL CO	Serv& Op/Instrctn/Wood Cyn	1,900.00
323597	1	SANTILLANA PUBL CO	Serv& Op/Instrctn/Bathgate	700.00
323598	1	INSIGHT SYSTEMS EXCHANGE	NonCapEq/Instrctn/AVMS	1,658.88
323599	1	INSIGHT SYSTEMS EXCHANGE	NonCapEq/Instrctn/AVMS	347.76
323600	1	DELL COMPUTER	NonCapEq/Enterprs/NHMS	747.38
323601	1	INSIGHT SYSTEMS EXCHANGE	NonCapEq/Instrctn/VDMMS	710.64
323602	1	STAPLES ADVANTAGE	InstMtls/Instrctn/Tesoro	2,400.00
323603	1	DELL COMPUTER	NonCapEq/SEOthIns/Dstrctwd	735.56
323604	1	ECS IMAGING INCORPORATED	Serv& Op/Pup Serv/Dstrctwd	14,000.00
323605		VOID	VOID	0.00
323606	1	UC REGENTS	PrepdExp/Undesig /Dstrctwd	3,850.00
323607	1	COUNTY OF ORANGE	CnsltNon/PsychSer/Dstrctwd	24,999.00
			SubNonCn/PsychSer/Dstrctwd	675,001.00
323608	1	DISCOVERY SCIENCE CENTER	FieldTrp/Instrctn/FNMS	198.00
323609	1	SAN DIEGO COUNTY OFFICE OF ED	Conf:Ins/Instrctn/BAMS	300.00
323610	1	WORKABILITY 1 REGION 1	CnfrNonI/SupvAdmn/Dstrctwd	225.00
			Conf:Ins/SEOthIns/Dstrctwd	225.00
323611	1	SKILLPATH SEMINARS	CnfrNonI/SupvAdmn/Dstrctwd	229.00
323612	1	PC MALL GOV	Serv& Op/Sch Adm /Ambuehl	63.81
323613	1	YMCA OF ORANGE COUNTY	Serv& Op/Instrctn/Viejo	12,000.00
323614	1	COUNTY OF ORANGE TREASURER-	Serv& Op/RR:Grnds/Dstrctwd	4,998.93
323615	1	PLACENTIA-YORBA LINDA	Conf:Ins/SEOthIns/Dstrctwd	900.00
			CnfrNonI/SupvAdmn/Dstrctwd	150.00
323616	1	UNIVERSITY OF UTAH	Conf:Ins/Instrctn/Dstrctwd	1,175.00
323617	1	APPLE COMPUTER INC	InstMtls/Instrctn/Moulton	1,719.36

Board of Trustees Purchase Order Listing
======== Fiscal Year: 2012-13 ========
Board of Trustees Meeting.....MARCH 13, 2013

PO No.	Fund	Vendor	Description	Amount
323618	1	MILLER, KAREN	CnsltNon/SupvAdmn/Dstrctwd	10,000.00
323619	1	VERIZON WIRELESS	SplsNonI/RR:Bldgs/Dstrctwd	284.28
323620	1	SEHI COMPUTER	InstMtls/Instrctn/Malcom	502.20
323621	1	SEHI COMPUTER	InstMtls/Instrctn/BAMS	340.80
323622	1	THE WARE GROUP	Serv& Op/Instrctn/RH Dana	3,000.00
323623	1	INSIGHT SYSTEMS EXCHANGE	NonCapEq/Libr&Med/VDMMS	355.32
323624	1	COMPLETE OFFICE OF CA	SplsNonI/SupvAdmn/Dstrctwd	700.00
323625	1	AMS.NET INC	NonCapEq/Instrctn/Hiddn Hl	14,830.41
			NonCapEq/Instrctn/Dstrctwd	19,067.67
			NonCapEq/TIS /Dstrctwd	1,412.64
323626	1	JOSTENS	SplsNonI/Sch Adm /DHHS	4,000.00
323627	1	DELL COMPUTER	NonCapEq/Sch Adm /Wagon Wh	2,780.91
323628	1	SCHOOL SERVICES OF CALIFORNIA	SplsNonI/Bus/Fisc/Dstrctwd	195.00
323629	1	APPLE COMPUTER INC	NonCapEq/Instrctn/Del Obis	859.68
323630	1	IMAGE 2000	SplsNonI/Sch Adm /AVMS	500.00
323631	1	ACCURATE LABEL DESIGNS INC	SplsNonI/Sch Adm /Malcom	185.99
323632	1	ORANGE COUNTY DEPT OF EDUCAT	Conf:Ins/Instrctn/MFMS	50.00
323633	1	SAN DIEGO COUNTY OFFICE OF ED	Conf:Ins/Instrctn/Viejo	600.00
323634	1	SOUTHWEST SCHOOL SUPPLY	InstMtls/Instrctn/RH Dana	556.11
323635	1	MACMILLAN/MCGRAW-HILL	K-8Textb/Instrctn/Dstrctwd	280.55
323636	1	SCHOLASTIC EDUCATION INC	InstMtls/Instrctn/Marblehd	1,209.60
323637	1	PEARSON EDUCATION	InstMtls/SDCInstr/Dstrctwd	312.69
323638	1	NASCO WEST	InstMtls/Instrctn/LRMS	1,000.00
323639	1	OCMC	Conf:Ins/Instrctn/Dstrctwd	180.00
323640	1	AIR CONDITIONING CONTROL SYS	SplsNonI/RR:Bldgs/Dstrctwd	7,500.00
323641	1	SOLARWINDS	NonCapEq/TIS /Dstrctwd	1,613.92
323642	1	CAMCOR INC	NonCapEq/Instrctn/CVHS	1,418.58
323643	1	CAMCOR INC	InstMtls/Instrctn/ArroyoMS	460.08
323644	1	MARKERBOARD PEOPLE	InstMtls/Instrctn/CVHS	35.87
323645	1	POSITIVE PROMOTIONS	InstMtls/Instrctn/Hiddn Hl	264.41
323646	1	SCHOOL HEALTH CORP	SplsNonI/Sch Adm /Malcom	174.97
323647	1	AMAZON COM INC	SplsNonI/TIS /Dstrctwd	97.15
323648	1	COLLEGE BOARD - WRO, THE	Conf:Ins/Instrctn/SCHS	205.00
323649	1	SOUTHWEST SCHOOL SUPPLY	InstMtls/Instrctn/Del Obis	64.65
323650	1	J W PEPPER-LOS ANGELES	InstMtls/Instrctn/DHHS	923.70
323651		VOID	VOID	0.00
323652	1	FRANCIS & SUE LUDWIG	Serv& Op/NPS /Dstrctwd	16,743.05
			Serv& Op/SEOthIns/Dstrctwd	1,000.00
			Serv& Op/PsychSer/Dstrctwd	7,740.20
			Serv& Op/Spch Aud/Dstrctwd	2,000.00
			Serv& Op/PuplTran/Dstrctwd	8,016.75
323653	1	AUGUSTIN EGELSEE LLP	Legal /SupvAdmn/Dstrctwd	9,000.00
323654	1	CHRISTOPHER & CATHERINE EVANS	Serv& Op/SEOthIns/Dstrctwd	4,000.00
323655	1	TAYLOR, SCOTT AND KATHY	Serv& Op/Spch Aud/Dstrctwd	1,500.00
323656	1	JENSEN, CHRISTIAN OR SANDRA	Serv& Op/Spch Aud/Dstrctwd	1,500.00
323657	1	MARKERBOARD PEOPLE	InstMtls/Instrctn/AVMS	124.20
323658		VOID	VOID	0.00
323659	1	DEVEREUX - VICTORIA	Sub RTC /NPS /Dstrctwd	9,687.30
			Sub MHBC/NPS /Dstrctwd	30,100.00
			Sub MHBC/PsychSer/Dstrctwd	5,377.40

Board of Trustees Purchase Order Listing
======== Fiscal Year: 2012-13 ========
Board of Trustees Meeting.....MARCH 13, 2013

PO No.	Fund	Vendor	Description	Amount
323660	1	DEVEREUX - VICTORIA	Sub RTC /NPS /Dstrctwd	12,250.00
			Sub MHBC/NPS /Dstrctwd	29,515.68
			Sub MHBC/PsychSer/Dstrctwd	22,099.68
323661	1	MARDAN SCHOOL	NPS /NPS /Dstrctwd	13,588.00
323662	1	SOUTHWEST SCHOOL SUPPLY	St Rcpts/Undesig /Dstrctwd	972.00
323663	1	PYRAMID WIRE & CABLE INC.	InstMtls/Enterprs/Tesoro	1,303.47
323664	1	CLARK SECURITY PRODUCTS	SplsNonI/RR:Bldgs/Dstrctwd	11,914.35
323665	1	ABOVE ALL NAMES CONSTRUCTION	Rntl:Oth/RR:Bldgs/Tesoro	2,924.00
323666	1	DELL COMPUTER	NonCapEq/Sch Adm /Las Palm	2,774.00
323667	1	UCLA MATHEMATICS DEPARTMENT	Serv& Op/Instrctn/St Anne	110.00
323668	1	N-SYNCH TECHNOLOGIES	NonCapEq/TIS /Dstrctwd	2,000.00
323669	1	MENTORING MINDS	InstMtls/Instrctn/AVMS	377.25
323670	1	APPLE COMPUTER INC	NonCapEq/Instrctn/HankeyES	9,407.71
323671	1	BADEN SPORTS INC	InstMtls/Instrctn/Concordi	274.77
323672	1	COLLEGE BOARD - WRO, THE	Conf:Ins/Instrctn/DHHS	410.00
323673	1	ECS IMAGING INCORPORATED	Serv& Op/Pup Serv/Dstrctwd	24,000.00
323674	1	TIME CLOCK SALES SERVICE	Rntl:Oth/Bus/Fisc/Dstrctwd	236.00
323675	1	COASTAL BLUE	InstMtls/Instrctn/VarSites	500.00
323676	1	CULVER-NEWLIN INC	SplsNonI/Sch Adm /Don Juan	131.64
323677	1	SULICK, ANDY	Serv& Op/Instrctn/JSHS	6,312.00
323678	1	RIBERA, MARIA CARMEN	Serv& Op/Instrctn/JSHS	6,420.00
323679	1	BIO RAD LABORATORIES	InstMtls/Instrctn/CVHS	66.40
323680	1	LAS FLORES MIDDLE SCHOOL PTA	InstMtls/Instrctn/LFMS	15,000.00
323681	1	INSIGHT SYSTEMS EXCHANGE	NonCapEq/Instrctn/Bathgate	5,520.96
323682	1	PATTERSON MEDICAL/ SAMMONS	SplsNonI/HlthServ/Dstrctwd	85.15
323683	1	MILANINO, GRACIELA	Serv& Op/Instrctn/Mission	229.00
323684	1	INSIGHT SYSTEMS EXCHANGE	NonCapEq/Instrctn/San Juan	1,507.68
323685	1	SCHOLASTIC	Serv& Op/Instrctn/Reilly	4,579.00
323686	1	INSIGHT SYSTEMS EXCHANGE	NonCapEq/Sch Adm /ArroyoEl	384.48
323687	1	APPLE COMPUTER INC	NonCapEq/Enterprs/Tesoro	6,687.64
323688	1	INSIGHT SYSTEMS EXCHANGE	NonCapEq/Instrctn/Hiddn Hl	420.12
323689	1	DELL COMPUTER	NonCapEq/Libr&Med/Dstrctwd	747.38
323690	1	ORANGE COUNTY DEPT OF EDUCAT	CnfrNonI/Sch Adm /Dstrctwd	45.00
323691	1	APPLE COMPUTER INC	SplsNonI/Sch Adm /SMS	42.12
323692	1	INSIGHT SYSTEMS EXCHANGE	InstMtls/Instrctn/CVHS	414.72
323693		VOID	VOID	0.00
323694	1	WE DO MAIL	Serv& Op/Pub Info/Dstrctwd	200.00
323695	1	APPLE COMPUTER SUPERSTORE	NonCapEq/TIS /Dstrctwd	43.15
323696	1	AMS.NET INC	NonCapEq/TIS /Dstrctwd	1,426.85
323697	1	APPLE COMPUTER INC	F&EInstl/Instrctn/Kinoshta	68,470.88
323698	1	HERITAGE MUSEUM OF OC	FieldTrp/Instrctn/Malcom	520.20
323699	1	GOPHER ATHLETIC	InstMtls/Instrctn/CVHS	384.45
323700	1	STARFALL EDUCATION	Serv& Op/Instrctn/Bergeson	270.00
323701	1	RELY MEDIA	InstMtls/Instrctn/Marblehd	1,185.20
323702	1	BSN SPORTS	SplsNonI/CurAthlt/CVHS	1,048.54
323703	1	ORANGE COUNTY DEPT OF EDUCAT	CnfrNonI/Sch Adm /LadraElm	70.00
323704	1	DELL COMPUTER	NonCapEq/Instrctn/Las Palm	674.52
323705	1	APPLE COMPUTER INC	NonCapEq/InstTech/FNMS	11,365.20
323706	1	WARDS NATURAL SCIENCE	InstMtls/Instrctn/ArroyoMS	31.65
323707	1	LEISURE CARE REFERRAL AGENCY	NPA /NPA Hlth/Dstrctwd	7,000.00

Board of Trustees Purchase Order Listing
======== Fiscal Year: 2012-13 ========
Board of Trustees Meeting.....MARCH 13, 2013

PO No.	Fund	Vendor	Description	Amount
323708	1	DISCOVERY SCIENCE CENTER	Serv& Op/Instrctn/GrgWhite	741.00
323709	1	ORANGE COUNTY SHERIFF DEPT	Serv& Op/Security/Dstrctwd	1,623.38
323710	1	DEPARTMENT OF GENERAL SERVICES	Serv& Op/Prsnl:HR/Dstrctwd	2,300.00
323711	1	MENTORING MINDS	InstMtls/Instrctn/NHMS	410.30

219 Purchase Orders $1,656,454.90

Board of Trustees Warrant Listing
======== Fiscal Year: 2012-13 ========
Board of Trustees Meeting.....MARCH 13, 2013

Warrant Number	Name of Payee	Reference Number	Amount
183180	AVILA, THERESE	PV-132830	107.12
183181	BENE, CHERI	PV-132831	242.39
183182	BUCKMAN, JONATHAN T.	PV-132832	119.22
183183	CLIFT, LYNNETTE I	PV-132834	64.94
183184	CURLEY, JULIE	PV-132833	131.54
183185	DUNN, CHRISTINE	PV-132835	78.40
183186	GODFREY, NICOLE	PV-132836	145.41
183187	HARMAN, NANCY	PV-132837	82.49
183188	LUEHE, CHRISTOPHER	PV-132838	107.81
183189	MANDERBACH, KAREN	PV-132840	68.27
183190	MATIENZO, NINA RIE	PV-132839	88.14
183191	MCAULIFFE, CAROL	PV-132841	71.82
183192	MEISSNER, ANDREA	PV-132842	132.09
183193	METTERT, LISA M	PV-132843	150.29
183194	PETTEY, STEPHANIE	PV-132844	68.93
183195	PINKERTON, DAN	PV-132845	362.97
183196	RAFF, DEIDRE	PV-132846	256.97
183197	RASHIDI, AKRAM KIM	PV-132847	94.91
183198	SHAH, RANA	PV-132848	80.23
183199	TAYNE, JULIE	PV-132849	198.14
183200	TODD, JENNIFER	PV-132850	147.47
183201	WHALEN, ANDREA	PV-132851	88.14
183202	US BANK CORP PAYMENT SYSTEM	-	
		CM-130051	189.99-
		PV-132862	7,802.31
		PV-132865	2,210.61
		PV-132875	1,478.88
183203	US BANK CORP PAYMENT SYSTEM	PV-132875	612.00
183204	US BANK CORP PAYMENT SYSTEM	PV-132875	715.60
183205	CARD, CHELSEA	PV-132817	40.75
183206	CHEN, SHUJUAN	PV-132822	293.79
183207	COLEMAN, IMELDA	PV-132814	91.42
183208	COLLIER, JULIE	PV-132816	81.49
183209	DUENAS-DONZALEZ, EVANGELINA	PV-132820	1,665.59
183210	ESPINOSA, RITA	PV-132825	988.30
183211	HORN, DUWAYNE	PV-132818	1,598.50
183212	KRAUS, MICHELLE	PV-132824	81.49
183213	MOROAK, RAJBEER	PV-132823	81.49
183214	PAPPAS-PUCKETT, ELAINE K	PV-132812	2,404.10
183215	ROLLINIGHT, ARTHUR	PV-132821	940.96
183216	VARTANIAN, LAURIE	PV-132813	285.12
183217	VILLALOBOS, RODOLFO	PV-132815	2.77
183218	WILEMON, DEBORA	PV-132819	83.11
183219	CITY OF SAN CLEMENTE	PO-320308	12,423.55
183220	CITY OF SAN JUAN CAPISTRANO	PO-320307	2,930.99

Attachment 2

Board of Trustees Warrant Listing
======== Fiscal Year: 2012-13 ========
Board of Trustees Meeting.....MARCH 13, 2013

Warrant Number	Name of Payee	Reference Number	Amount
183221	CONSOLIDATED ELECT DISTR	PO-320352	6,541.54
183222	SAN DIEGO GAS & ELECTRIC	PO-321103	180,434.66
183223	SANTA MARGARITA WATER	PO-320311	469.49
183224	SO CAL GAS CO	PO-320314	5,443.45
183225	SOUTHERN CALIFORNIA EDISON	PO-320313	46,762.50
183226	ADAMS, CELESTE	PV-132852	765.90
183227	BANH, JULIE/NAM	PV-132853	782.68
183228	CANET,DONALD OR ERIN	PV-132854	105.48
183229	CHARTIER, BRIAN & LESLIE	PV-132855	151.52
183230	CROWE, ROBERT AND/OR VIRGINIA	PV-132856	254.86
183231	FINCH, JASON/NICOLETTE	PV-132857	146.52
183232	LONGORIA, RICARDO/YVONNE	PV-132858	174.05
183233	MENDOZA, JUDITH & DAMIAN	PV-132860	278.39
183234	PARSELL, JEFFREY OR KELLY	PV-132861	428.86
183235	ROLING, ROGER OR MIKAIL	PV-132863	283.05
183236	WINKLER, JOHN & CAROL	PV-132864	86.58
183238	CAPISTRANO UNIFIED SCHOOL DIST	CM-130052	2.36-
		PO-320116	60,800.96
183239	CONNECTICUT GEN LIFE INS CO	PO-320140	14,879.48
183240	CONNECTICUT GENERAL LIFE	PO-320114	29,632.07
183241	UNUM LIFE INSURANCE	PO-320113	8,939.88
183242	ASCIP	PO-323465	25,000.00
183243	CRARY, BRENDA	PO-320292	3,715.20
183244	DEVEREUX TEXAS TREATMENT	PO-323588	445.02
183245	HEAR NOW ABRAMSON AUDIOLOGY	PO-320336	5,185.00
183246	LAGUNA BEACH SCHOOL DIST	PO-323591	25,078.70
183247	OCEANVIEW SCHOOL	PO-320224	4,296.00
		PO-320230	3,816.00
		PO-320231	3,660.00
		PO-320237	4,056.00
		PO-320239	4,296.00
		PO-320241	3,756.00
		PO-320670	3,604.00
		PO-321715	3,816.00
		PO-321745	3,816.00
		PO-322835	3,276.00
		PO-322888	6,276.00
		PO-323590	696.00
183248	ORANGE COUNTY THERAPY SERVICE	PO-320329	6,080.00
183249	ORANGE CTY DEPT EDUC	PO-321498	355,238.25
		PO-321888	119,845.82
		PO-322245	297,729.85
183250	SYNTEX GLOBAL	PO-321481	425.00
183251	CASBO	PO-323477	1,420.00
183252	HOLT, KELLEY	PV-132904	45.51

Board of Trustees Warrant Listing
======== Fiscal Year: 2012-13 ========
Board of Trustees Meeting.....MARCH 13, 2013

Warrant Number	Name of Payee	Reference Number	Amount
183253	LPR PUBLICATIONS	PO-323290	3,185.00
183254	ORANGE COUNTY DEPT OF EDUCATIO	PO-322265	500.00
		PO-322386	125.00
		PO-322799	175.00
183255	RUBY-KORAN, CHERYL	PV-132905	28.25
183256	YOGI, STACY	PV-132869	661.50
183257	ART MASTERS	PO-320994	1,660.00
		PO-323587	400.00
183258	BARBER & GONZALES CONSULTING	PO-322742	2,576.72
183259	MEET THE MASTERS INC	PO-321009	2,920.34
		PO-321512	2,165.89
183260	YMCA OF ORANGE COUNTY	PO-321712	2,025.00
183261	STEIN, CHRISTINE	PO-321172	3,024.00
183262	STUTZ ARTIANO SHINOFF & HOLTZ	PO-320748	336.00
183263	T DAVIS & ASSOCIATES INC	PO-320327	3,750.00
183264	CASTO	PO-323422	150.00
183265	HAVERLOCK, SANDRA	PV-132870	72.00
183266	QUILANTAN, MARIA	PV-132871	17.26
183267	SELECMAN, LANA	PV-132872	23.14
183268	AFROUZEH, GOLY	PV-132874	13.56
183269	BEAUCHAINE, KIMBERLY	PV-132876	154.16
183270	BOLLA, BRENDA	PV-132877	58.76
183271	CHRISTMAN-STURM, TRACY	PV-132878	11.30
183272	CLIFT, LYNNETTE I	PV-132879	51.42
183273	COPPOLA, LUCI	PV-132880	280.89
183274	COX, LINDA	PV-132881	147.47
183275	ENGELSON, NATALIE	PV-132882	166.68
183276	GINSBERG-BROWN, CLAUDIA	PV-132883	25.99
183277	HANAFORD, LAURA	PV-132884	57.72
183278	IMSLAND, TRACEY	PV-132885	137.86
183279	LACHEMANN, DINA	PV-132886	104.53
183280	MANDERBACH, KAREN	PV-132887	243.58
183281	MCKEE, DANISE	PV-132888	92.13
183282	MCMORRAN-MAUS, KRISTA	PV-132889	155.19
183283	MOGUET, NICHOLAI	PV-132890	104.53
183284	MYERS, LINDA	PV-132892	33.90
183285	NORRIS, MAUREEN	PV-132891	56.50
183286	OLMSTEAD, CATHI	PV-132893	8.48
183287	PERSONS, JEFFREY	PV-132894	54.81
183288	PRIMICIAS, MELISSA	PV-132895	156.41
183289	RASHIDI, AKRAM KIM	PV-132896	109.05
183290	ROCHE, ANN	PV-132897	246.34
183291	RUSINKOVICH, CHERYL	PV-132898	86.45
183292	TABARI, LISA SEYEDI	PV-132899	128.26
183293	TRAN, PHI	PV-132900	115.26

Board of Trustees Warrant Listing
======== Fiscal Year: 2012-13 ========
Board of Trustees Meeting.....MARCH 13, 2013

Warrant Number	Name of Payee	Reference Number	Amount
183294	WESTON, KELLY	PV-132901	109.05
183295	WOLFSON, DONNA	PV-132902	144.28
183296	ACCO BRANDS USA LLC	PO-323551	205.00
183297	ACTIVITIES FOR LEARNING INC	PO-323153	1,110.22
		PO-323391	152.56
183298	ADVANCED BIONICS	PO-323154	155.00
183299	ALISO NIGUEL AUTO CARE	PO-320521	1,462.12
183300	ALISO VIEJO AUTO SERVICE	PO-320522	3,760.08
183301	AMERICAN OCCUPATIONAL THERAPY	PO-323157	345.90
183302	ANIMAL PEST MANAGEMENT SERVICE	PO-322419	1,650.00
183303	APPLE COMPUTER INC	PO-323457	433.92
		PO-323458	433.92
183304	BEACH CITIES GLASS	PO-320316	390.21
183305	BERTRANDS HORN IMPROVEMENT	PO-322697	488.51
		PO-323550	1,009.24
183306	CALIFORNIA WESTERN VISUALS	PO-323097	4,553.11
		PO-323098	6,120.51
183307	CAMCOR INC	PO-323355	460.32
183308	CHEVROLET OF IRVINE	PO-320569	595.28
183309	COASTAL BLUE	PO-323335	132.62
183310	COMPLETE OFFICE OF CA	PO-320026	891.84
		PO-320697	58.16
		PO-321344	274.49
183311	CREATIVE CONTRACTORS CORP	PO-320946	550.00
183312	DAVE BANG ASSOCIATES INC	PO-323077	1,106.60
183313	DELL MARKETING L P	PO-323324	4,205.46
		PO-323327	515.45
		PO-323369	2,587.85
		PO-323411	588.45
183314	ECS IMAGING INC	PO-321725	2,718.23
183315	FLINN SCIENTIFIC INC	PO-323357	957.30
183316	FRICTION MATERIALS CO.	PO-320540	4,907.28
183317	HAIKU LEARNING SYSTEMS INC	PO-323549	688.50
183318	INNOVATIVE LEARNING CONCEPTS	PO-323259	106.67
183319	INSIGHT SYSTEMS EXCHANGE	PO-322815	16,823.40
		PO-322915	749.63
		PO-322921	418.54
183320	INSTITUTE FOR DISABILITIES &	PO-323304	188.38
183321	AMERICAN LOGISTICS COMPANY LLC	PO-321222	15,239.25
183322	AQUARIUM OF THE PACIFIC	PO-322086	780.00
183323	DEPARTMENT OF JUSTICE	PO-320035	3,829.00
183324	DISCOVERING SCIENCE	PO-323138	2,975.00
		PO-323139	935.00
183325	FUSIONSTORM	PO-322590	7,304.00
183326	HERITAGE MUSEUM OF OC	PO-323540	935.00

Board of Trustees Warrant Listing
======== Fiscal Year: 2012-13 ========
Board of Trustees Meeting.....MARCH 13, 2013

Warrant Number	Name of Payee	Reference Number	Amount
183327	OCEAN INSTITUTE	PO-322716	3,375.00
		PO-323492	1,200.00
183328	ORANGE COUNTY DEPT OF EDUCATIO	PO-323493	16,247.50
		PO-323496	991.25
183329	XEROX CORPORATION	PO-320274	50,731.82
		PO-321837	30,873.48
		PO-321838	80,246.38
		PO-321839	124,528.74
		PO-321841	14,370.39
		PO-321844	128,610.66
183330	PACWEST AIR FILTER	PO-320393	6,596.58
183331	PEARSON	PO-321970	1,021.75
		PO-322408	542.55
		PO-322409	1,721.30
		PO-322624	1,711.22
		PO-322625	3,172.47
183332	PEARSON ASSESSMENTS	PO-321589	1,261.40
		PO-321799	2,737.81
		PO-321883	563.75
		PO-322393	441.35
		PO-322961	317.83
		PO-323156	993.34
		PO-323165	2,245.59
		PO-323233	4,413.13
183333	SCIENTIFICS DIRECT INC	PO-321292	524.17
183334	SEHI COMPUTER	PO-320360	271.53
183335	TIMBER PRODUCTS INSPECTION	PO-322990	653.25
183336	TWISTED SCHOLAR	PO-323238	76.95
183337	PEARSON ASSESSMENTS	PO-323184	271.77
183338	CMRS-TMS	PO-320117	40,000.00
183339	MACKIN LIBRARY MEDIA	PO-322153	673.80
183340	MNJ TECHNOLOGIES DIRECT INC	PO-322359	1,145.39
		PO-322425	346.96
		PO-323086	35.42
183341	MPS	PO-320728	589.63
183342	NETWORK HARDWARE RESALE	PO-322864	653.09
		PO-323072	689.01
		PO-323224	311.01
		PO-323289	311.01
183343	PRO-ED	PO-322145	167.20
		PO-322183	759.00
		PO-322399	723.80
		PO-322512	81.40
		PO-322959	425.90
183344	SCHOOL MATE	PO-323173	1,576.75

Board of Trustees Warrant Listing
======== Fiscal Year: 2012-13 ========
Board of Trustees Meeting.....MARCH 13, 2013

Warrant Number	Name of Payee	Reference Number	Amount
183345	SIMPLEX GRINNELL LP	PO-323091	6,196.91
183346	SMARDAN SUPPLY COMPANY	PO-320340	1,664.84
183347	SMART & FINAL	PO-321354	53.67
		PO-321497	41.94
		PO-322016	105.95
		PO-322287	450.46
183348	SOLARWINDS	PO-323641	1,613.92
183349	SOUTHWEST SCHOOL SUPPLY	-	
		PO-320039	909.40
		PO-320046	404.82
		PO-320071	158.96
		PO-320073	255.82
		PO-320075	215.17
		PO-320253	819.99
		PO-320277	156.71
		PO-320306	284.42
		PO-320318	226.05
		PO-320379	5.23
		PO-320456	145.99
		PO-320457	283.40
		PO-320506	82.59
		PO-320615	24.41
		PO-320636	41.61
		PO-320638	132.65
		PO-320640	9.27
		PO-320642	316.92
		PO-320644	4.74
		PO-320648	9.05
		PO-320650	1,023.33
		PO-320654	499.98
		PO-320660	243.98
		PO-320770	126.06
		PO-320776	189.60
		PO-320785	261.40
		PO-320796	292.13
		PO-320798	25.92
		PO-320803	48.44
		PO-320805	37.04
		PO-320809	233.54
		PO-320845	356.09
		PO-321188	132.47
		PO-321224	22.03-
		PO-321228	8.62

Board of Trustees Warrant Listing
======== Fiscal Year: 2012-13 ========
Board of Trustees Meeting.....MARCH 13, 2013

Warrant Number	Name of Payee	Reference Number	Amount
183350	SOUTHWEST SCHOOL SUPPLY	PO-321231	813.74
		PO-321238	63.40
		PO-321358	401.51
		PO-321463	228.71
		PO-321724	98.16
		PO-322893	7.05
		PO-323060	37.80
		PO-323169	431.98
		PO-323247	27.02
183351	SPINITAR	PO-322940	280.69
183352	STAPLES ADVANTAGE	PO-320072	9.70
183353	SUPER DUPER INC.	PO-322579	114.94
		PO-322821	279.00
		PO-322903	54.95
183354	WE DO MAIL	PO-323560	200.00
183355	SOUTHWEST SCHOOL SUPPLY	PO-320794	2,228.16
183356	STAPLES ADVANTAGE	PO-320893	405.72
183357	C.A.S.H.	PO-323497	707.00
183358	CITY OF SAN CLEMENTE	PO-320308	1,191.99
183359	CONSOLIDATED ELECT DISTR	PO-320352	1,664.87
183360	COUNTY OF ORANGE TREASURER-	PO-323614	4,998.93
183361	COUNTY OF ORANGE-WASTE MNGT	PO-320309	954.57
183362	MOULTON NIGUEL WATER	PO-320310	1,081.82
183363	ORANGE CTY DEPT EDUC	PO-321393	3,821.24
183364	PACIFIC PLUMBING COMPANY OF	PO-323093	5,036.47
183365	PACIFIC ROOFING SYSTEMS	PO-322734	8,011.40
183366	SAN DIEGO GAS & ELECTRIC	PO-321103	78,885.70
183367	SANTA MARGARITA WATER	PO-320311	1,713.92
183368	SO CAL GAS CO	PO-320314	692.19
183369	ADAMSON, CORAL	PV-132941	140.12
183370	BENNETT, KATHLEEN	PV-132942	209.05
183371	BIRKINSHAW, SANDY	PV-132943	49.16
183372	BLITCH, KRISTA	PV-132944	11.30
183373	CARDIN, PATTI	PV-132945	27.12
183374	CAUDILL, AMANDA	PV-132946	124.87
183375	CHAUO, MARISSA	PV-132947	51.42
183376	CURLEY, JULIE	PV-132948	61.02
183377	ENRIQUEZ, MICHELLE L	PV-132949	136.73
183378	EXWORTHY, MARK	PV-132950	315.84
183379	FERGUSON, ERIN	PV-132951	376.86
183380	FITZSIMMONS, KATHLEEN	PV-132952	202.29
183381	FRIEDLANDER, DOROTHY	PV-132953	268.94
183382	GILL, ARVINDER	PV-132954	152.55
183383	HAUN, BARBARA	PV-132955	181.37
183384	JIMENEZ, DENISE	PV-132956	92.10

Board of Trustees Warrant Listing
======== Fiscal Year: 2012-13 ========
Board of Trustees Meeting.....MARCH 13, 2013

Warrant Number	Name of Payee	Reference Number	Amount
183385	KELLMAN, KATHLEEN	PV-132957	213.01
183386	KIMMELL-CAMOIA, JULIE	PV-132958	198.88
183387	KOPELSON, KATHLEEN	PV-132959	45.20
183388	LAIDLEY, JOANIE	PV-132960	324.31
183389	LEAHY, CHRISTINA	PV-132961	51.42
183390	MALTBY, SHANNON	PV-132962	18.65
183391	MARSDEN, CLAIRE	PV-132963	77.97
183392	NAPORA, NOELLE	PV-132964	138.43
183393	PANNING LA BATE	PV-132965	190.41
183394	SCHOOLER, DEBORAH	PV-132966	101.70
183395	SHOFNER, BRIANNA	PV-132967	111.31
183396	SMITH, ANNE	PV-132968	271.77
183397	SOLTIS, PAMELA	PV-132969	152.55
183398	TROFFER, GARRETT	PV-132970	181.93
183399	TUNULI, JESSICA	PV-132971	169.50
183400	WEINELL, CAROL	PV-132972	143.51
183401	WEINSTEIN, DAVID H	PV-132973	47.88
183402	WOLFSON, MEGHAN	PV-132974	56.50
183403	AIHARA, SEAN	PV-132979	62.00
183404	BERK, BLAKE	PV-132989	12.00
183405	BOLLA, BRENDA	PV-132980	72.00
183406	BROWN, MAUREEN	PV-132981	72.00
183407	DUBOIS, ELLE	PV-132982	240.50
183408	FISCHER, HOWARD	PV-132983	72.00
183409	FLEISCHLI, JOHN	PV-132984	35.00
183410	GUEVARA, JOHN	PV-132985	15.00
183411	HARDOS, MIKE	PV-132986	72.00
183412	HOUSER, SUZANNE	PV-132987	72.00
183413	IGRAM, CHRISTIAN	PV-132988	82.00
183414	JARRARD, LISA P	PV-132990	70.00
183415	KOLENIC, NICOLE	PV-132992	72.00
183416	LIGHTLE, WENDE	PV-132993	72.00
183417	LOHDE, MARK	PV-132994	152.00
183418	LOPEZ, ANTHONY	PV-132995	84.00
183419	NELSON, JESSE	PV-132996	62.00
183420	O'CONNELL, DUSTIN	PV-132998	80.00
183421	OLSON, LEONA	PV-132997	36.50
183422	ROZEMA, DYLAN	PV-132999	11.00
183423	SABINA, ANNE	PV-133000	72.00
183424	SAUER, PATRICIA J	PV-133001	72.00
183425	SCOTT, CONNIE	PV-133003	38.82
183426	WLEZIEN, NICOLE	PV-133005	77.00
183427	VERMEULEN, DONALD	PV-133004	9.25
183428	KLUCK, JANE	PV-132991	9.12
183429	SAYERS, REGINA	PV-133002	9.12

Board of Trustees Warrant Listing
======== Fiscal Year: 2012-13 ========
Board of Trustees Meeting.....MARCH 13, 2013

Warrant Number	Name of Payee	Reference Number	Amount
183430	BRANNON, DESIREE	PV-133007	107.92
183431	BROOKMAN, JOSEPH	PV-133008	351.43
183432	BUCKMAN, JENNIFER	PV-133009	113.00
183433	COLBURN, MARION	PV-133010	18.87
183434	COLLINGS, JANICE	PV-133015	71.76
183435	COX, WILLIAM A	PV-133011	108.48
183436	CROSS, MINDY	PV-133012	202.27
183437	GONG, PHOEBE	PV-133013	198.88
183438	GRAY, LISA	PV-133014	96.62
183439	HAACK, KATHI	PV-133017	140.12
183440	HACKER, COLIN	PV-133018	131.08
183441	HALL, SHEILA	PV-133019	216.96
183442	HARVEY, LAUREN	PV-133020	110.18
183443	HEALY, JEROME	PV-133021	24.86
183444	HERTZ, JANA	PV-133022	81.36
183445	HERVEY, ROBIN	PV-133023	76.04
183446	HEUSER, RACHEL	PV-133024	264.99
183447	HILL, DAWN	PV-133025	186.45
183448	HOWARD, ANDREA	PV-133026	91.02
183449	MARCUS, BRUCE	PV-133027	191.94
183450	MORROW, ELYSE	PV-133028	78.54
183451	PARKER, LAURA	PV-133029	201.71
183452	PETERSON, DEBRA	PV-133030	96.62
183453	RAFF, DEIDRE	PV-133031	219.22
183454	STIRLING, ROBERT	PV-133032	98.31
183455	TERHUNE, CYNTHIA	PV-133033	166.68
183456	THORNBURG, QUIN	PV-133034	144.86
183457	TUCKER, MARYANN	PV-133035	161.59
183458	VARGAS, DAVID	PV-133036	224.31
183459	WEIS-DAUGHERTY, DENISE	PV-133037	161.03
183460	WENTZEL, KORY	PV-133038	102.27
183461	DEMPSEY, PATRICE	PV-133016	55.37
183462	ALPINE ACADEMY	PO-320240	11,695.70
183463	AUGUSTIN EGELSEE LLP	PO-323653	9,000.00
183464	BERRY, SCOTT AND/OR JAIME	PO-320819	566.61
183465	BLIND CHILDREN'S LEARNING	PO-320469	3,717.00
183466	DEVEREUX TEXAS TREATMENT	PO-321622	14,665.61
		PO-322240	13,106.11
183467	DIPKO, JEMILETH AND MARK	PO-320217	1,440.00
183468	FARIBORZ, SURUR FAZELI	PO-320820	133.20
183469	FRANCIS & SUE LUDWIG	PO-323652	35,500.00
183470	GARCIA, IRMA R.	PO-320294	2,899.80
183471	GRANDINETTE, SHARON M.	PO-320840	2,112.75
183472	HERITAGE CENTER	PO-320836	11,289.48
183473	KRANTZ, TRICIA	PO-320348	4,104.60

Board of Trustees Warrant Listing
======== Fiscal Year: 2012-13 ========
Board of Trustees Meeting.....MARCH 13, 2013

Warrant Number	Name of Payee	Reference Number	Amount
183474	LEE, EUNJUNG AND/OR DAEHOE	PO-320832	752.58
183475	LUCKETT, GERARD & SANDY	PO-321593	360.00
183476	MCCOY, MICHAEL AND PAM	PO-320209	2,390.00
183477	PYRAMID AUTISM CENTER	PO-320238	4,500.00
183478	ROSSIER PARK ELEMENTARY SCHOOL	PO-323101	5,516.00
183479	ROZENBERG, ABBY	PO-321744	562.50
183480	TERI INC	PO-321028	3,995.17
183481	THERAPEUTIC EDUCATION CENTER	PO-321031	2,925.00
		PO-321032	2,925.00
		PO-321033	2,925.00
		PO-321034	2,795.00
		PO-322432	2,700.00
183482	YELLOWSTONE BOYS & GIRLS RANCH	PO-321021	11,265.50
183483	ACTION LEARNING SYSTEMS INC	PO-321013	2,000.00
		PO-321014	2,000.00
183484	BESTGEN, MARY	PO-321569	400.00
183485	BIO-ACOUSTICAL ENG CORP	PO-320963	20,800.00
183486	CROSSLINE COMMUNITY CHURCH	PO-322126	1,925.00
183487	JOCHAM, SARA	PV-133006	327.62
183488	WORKABILITY 1 REGION 1	PO-323610	450.00
183489	STROUD, KEITH R	PO-321183	301.00
183490	ATKINSON ANDELSON LOYA	PO-320706	932.28
183491	ADVANTAGE RADIATOR	PO-320568	163.82
183492	APPLE COMPUTER INC	PO-322813	50,387.24
183493	ASSOC BUSINESS PRODUCTS	PO-320154	561.58
183494	ASSOCIATION OF CALIFORNIA	PO-320079	1,105.00
183495	BATTERY SYSTEMS	PO-321716	349.19
183496	BEE MAN	PO-320677	390.00
183497	BRIDGES TRANSITIONS CO.	PO-323387	675.00
183498	CAMCOR INC	PO-322652	1,444.73
		PO-322866	526.89
		PO-323188	528.12
		PO-323204	3,335.07
		PO-323444	88.49
		PO-323460	20.45
183499	DUNN-EDWARDS CORP	PO-320322	276.14
183500	FEDERAL EXPRESS CORP	PO-320135	262.61
183501	GAMETIME	PO-323023	837.70
		PO-323050	2,388.55
183502	GOV CONNECTION INC	PO-323104	73.85
183503	IMAGE 2000	PO-323334	353.64
183504	INSIGHT SYSTEMS EXCHANGE	PO-323325	414.10
		PO-323358	2,078.88
		PO-323362	1,677.92
183505	INTERSTATE BATTERIES	PO-320573	317.39

Board of Trustees Warrant Listing
======== Fiscal Year: 2012-13 ========
Board of Trustees Meeting.....MARCH 13, 2013

Warrant Number	Name of Payee	Reference Number	Amount
183506	JOSTENS	PO-323035	23.48
183507	KELLY PAPER COMPANY	PO-320118	1,634.24
183508	LAKESHORE LEARNING MATLS	PO-323332	76.95
		PO-323420	92.31
183509	LAWNMOWERS ETC	PO-320824	1,165.37
183510	LIFE TRENDS GROUP TLTG INC	PO-323393	123.98
183511	LOCAL JANITORIAL & VACUUM	PO-321872	781.57
183512	W W GRAINGER INC	PO-323039	6,436.70
183513	IRON MOUNTAIN	PO-321288	218.45
183514	CAPISTRANO UNIFIED SCHOOL DIST	PO-320116	62,622.74
183515	METROPOLITAN EMPLOYEES	PO-320115	3,704,505.30
		PO-320141	21,096.00
		335 Warrants	$6,125,936.19

Capistrano Unified School District
Bids/RFP-Qs/Piggyback Bids

VENDOR	TITLE	BOARD APPROVAL DATE
A&R Wholesale Distributors, Inc.	Bid No. 1011-14 Grocery Products	5/9/2011
A&R Wholesale Distributors, Inc.	Bid No. 1011-13 Snack and Beverage Products	5/9/2011
Above All Names Construction Services, Incorporated	Bid No. 1112-11, Concrete Maintenance & Repair	10/26/2011
American Logistics Co., LLC	Bid No. 1112-04 - Outsource Transportation Service	7/27/2011
AMS.NET Inc.	California Multiple Award Schedule Contract No. 3-09-70-0291Q, Electronic Data Processing (EDP) Equipment and Service	4/13/2010
AMS.NET Inc.	Western State Contracting Alliance (WSCA) WSCA 7-08-70-13, CA Participating Addendum AR-233 Cisco Networking Communications and Maintenance	11/9/2010
AMS.NET Inc.	California Multiple Award Schedule (CMAS) Contract No. 3-11-70-0291U, Purchase and Warranty of Hardware, Software, Software Maintenance, Installation, Maintenance and Repair	5/25/2011
AMS.NET Inc.	State of Minnesota, Department of Administration, National Association of State Procurement Officials, and Western States Contracting Alliance Contract No. B27161 awarded to EMC Corp., California Participating addendum, Computer Equipment, peripherals, and related services	3/28/2012
Architectural Roofing Systems dba Pacific Roofing Systems	Bid No. 1011-10, Roofing Repairs and Maintenance	3/8/2011
Atkinson, Andelson, Loya, Rudd & Romo	RFQ No. 10-0809 General Legal Services	12/15/2009
AVID	Bid No. 1112-01 - Audio Visual Equipment	8/8/2011
B&H Foto & Electronics Corp. dab B&H Photo Video	Bid No. 1112-01 - Audio Visual Equipment	8/8/2011
Ben's Asphalt, Inc.	Bid No. 1011-01 Asphalt Paving, Seal coating and Repair	6/15/2010
Bergman Dacey Goldsmith	RFQ No. 10-0809 General Legal Services	12/15/2009
Bowie, Arneson, Wiles, and	RFQ No. 10-0809 General Legal Services	12/15/2009
CA Track & Engineering	CMAS 4-09-78-0048A - Advanced Polymer Playground Surface Rubberized Sport Surface, Synthetic Track	9/12/2011
California Western Visuals	Bid No. 1112-01 - Audio Visual Equipment	8/8/2011
Camcor, Inc	Bid No. 1112-01 - Audio Visual Equipment	8/8/2011
Campus Foods	Bid 1011-14 Grocery Products	5/9/2011
CDWG	Western State Contracting Alliance (WSCA) Contract No. 7-08-70-13 Cisco Networking Communications and Maintenance	11/9/2010
CDWG	State of Minnesota, Department of Administration, National Association of State Procurement Officials, and Western States Contracting Alliance Contract No. B27161 awarded to EMC Corp., California Participating addendum, Computer Equipment, peripherals, and related services	3/28/2012
Certified Transportation Services,	Bid No. 1011-07 Co-Curricular Bus Service	11/9/2010
Cintas Corporation	RFP No. 3-1011, Uniform Service	12/7/2010

Capistrano Unified School District
Bids/RFP-Qs/Piggyback Bids

VENDOR	TITLE	BOARD APPROVAL DATE
Collins & Aikman Floor covering, Inc. C&A/Tandus	Santa Monica-Malibu Unified School District Bid No. 9.10 Flooring Material District wide	5/14/2012
Concepts School and Office Furnishings	Redlands Unified School District Bid No. 4-11 Furniture, Filing, and Office Equipment	8/8/2011
Concepts School and Office Furnishings	Newport Mesa Unified School District, Bid No. 105-12, School Office Furniture	11/30/2011
Consolidated Electrical Distributors	Bid No. 1112-05 Electrical Supplies and Materials	6/29/2011
Construct 1 One, Corp.	Bid No. 1112-14 - Newhart Middle School MPR Remodel	5/23/2012
Consulting & Inspection Services	RFQ No 4-1011, DSA Approved Inspector of Record	1/11/2011
CR&R	Bid No. 1112-06 - Service to Collect, Recycle, and Dispose of Solid Waste District wide	8/8/2011
Culver-Newlin	Redlands Unified School District Bid No. 4-11 Furniture, Filing, and Office Equipment	8/8/2011
Culver-Newlin	Newport Mesa Unified School District, Bid No. 105-12, School Office Furniture	11/30/2011
Dannis Woliver Kelley (DWK)	RFQ No. 10-0809 General Legal Services	12/15/2009
Dave Bang Associates, Inc.	Colton Joint USD Bid No. 09-01, Playground Equipment, Safety Surfacing, Outdoor Site Furnishings, DSA Shade Shelters	4/13/2010
David Taussig & Associates, Inc.	RFP No. 6-1011 Special Tax Consulting Services for Public Financing	4/11/2011
Dell Computer (Dell Marketing LP)	California Multiple Award Schedule Contract No. 3-94-70-0012, Purchase of Computer-Related Hardware, Software and Networking Equipment	7/21/2008
Dell Computer (Dell Marketing LP)	State of Minnesota, Department of Administration, National Association of State Procurement Officials, and Western States Contracting Alliance Contract No. B27160 awarded to Dell Marketing L.P.., California Participating addendum, Computer Equipment, peripherals, and related services.	6/27/2012
Desert Business Interiors	Redlands Unified School District Bid No. 4-11 Furniture, Filing, and Office Equipment	8/8/2011
Digital Networks Group, Inc.	California Multiple Award Schedule Contract No. 3-06-702070D, Purchase and Installation of Pole Mounted Systems for Video and Audio Switching, Control, and Projector Mounting	12/8/2008
Digital Networks Group, Inc.	Bid No. 1112-01 - Audio Visual Equipment	8/8/2011
Digital Networks Group, Inc.	California Multiple Award Schedule Contract No. 3-12-70-2070E, General Services Administration Schedule No. GS-35F-0563U, Resale of Cisco Products and Cisco Branded Service	1/23/2013
Diversified Metal	Redlands Unified School District Bid No. 4-11 Furniture, Filing, and Office Equipment	8/8/2011
Dominos Pizza	Bid No. 1112-07 Pizza Service	8/24/2011
E. Stewart & Assoc, Inc.	Bid No. 1213-02 - Weed Abatement	5/23/2012
Edenco, Inc.	RFQ/P No. 2-1011, Construction Manager/District Representative	9/28/2010
Fieldman Rollapp & Associates	RFQ No. 8-1011, Financial Advisory Services	1/9/2012

Capistrano Unified School District
Bids/RFP-Qs/Piggyback Bids

VENDOR	TITLE	BOARD APPROVAL DATE
Fusionstorm	California Multiple Award Schedule Contract No. 3-10-70-2039d, Cisco Auto Distribution, Internet Encryption and Firewall, LanWan Wireless Network, Network Component	10/12/2010
Fusionstorm	State of Minnesota, Department of Administration, National Association of State Procurement Officials, and Western States Contracting Alliance Contract No. B27161 awarded to EMC Corp., California Participating addendum, Computer Equipment, peripherals, and related services.	3/28/2012
Gilbert & Stearns, Inc.	Bid No. 1011-02 Electrical Service	6/29/2010
Gold Star Foods	Bid No. 1011-05 Frozen Food Products	3/10/2008
Gold Star Foods	Bid No. 1011-14 Grocery Products	5/9/2011
Gold Star Foods	Bid No. 1112-03 Bakery Products	6/29/2011
Golden State Technology, Inc dba GST	Bid No. 1112-01 - Audio Visual Equipment	8/8/2011
Government Financial Services	RFQ No. 8-1011, Financial Advisory Services	1/9/2012
Great Western	Redlands Unified School District Bid No. 4-11 Furniture, Filing, and Office Equipment	8/8/2011
Harbottle Law Group	RFQ No. 10-0809 General Legal Services	12/15/2009
Hertz Furniture	Redlands Unified School District Bid No. 4-11 Furniture, Filing, and Office Equipment	8/8/2011
Hewlett-Packard Company	Bid No. 1112-01 - Audio Visual Equipment	8/8/2011
Hollandia Dairy	Bid No. 1011-08 Milk and Dairy Products	3/8/2011
Hot Dogger Tours, Inc. dba Gold Coast Tours	Bid No. 1011-07 Co-Curricular Bus Service	11/9/2010
Illuminate Education, Inc.	RFQ No. 7-1011 Student Assessment Data Management System	5/25/2011
Insight Systems Exchange	Bid No. 1112-15 Refurbished Computer Equipment	10/24/2012
IPC (USA), Inc.	Multi-District Cooperative Bid No. 114-10, Fuel (Gasoline and Diesel)	7/13/2010
JFK Transportation, Co., Inc.	Bid No. 1011-07 Co-Curricular Bus Service	11/9/2010
Johnstone Supply	County of Orange Contract No. MA-080-1701016 - Air Conditioning, Refrigeration Equipment, Parts & Supplies	8/24/2011
Keenan & Associates	RFQ No. 12-0809 Insurance Broker for Capistrano Unified School District's Excess Worker's Compensation Insurance	5/11/2009
Knowland Construction Services	RFQ No 4-1011, DSA Approved Inspector of Record	1/11/2011
MNJ Technologies Direct, Inc	Bid No. 1112-01 - Audio Visual Equipment	8/8/2011
MTGL, Inc.	RFQ No. 5-1011 Special Inspections and Materials Testing	1/11/2011
Network Hardware Resale, Inc.	U.S. General Services Administration Contract No. GS-35F-0717R, Pre-Owned and Refurbished Cisco Systems Networking Equipment	11/9/2010
Ninyo & Moore	RFQ No. 5-1011 Special Inspections and Materials Testing	1/11/2011
Notification Technologies, Inc.	RFP - Emergency Parent Notification System	9/29/2007
NvLS Professional Services, LLC	RFQ No. 2-1213, E-Rate Consultant	6/27/2012

Capistrano Unified School District
Bids/RFP-Qs/Piggyback Bids

VENDOR	TITLE	BOARD APPROVAL DATE
Office & Ergonomic Solutions	Redlands Unified School District Bid No. 4-11 Furniture, Filing, and Office Equipment	8/8/2011
Office Depot	Newport-Mesa Unified School District Bid No. 109-12 Office & School Supplies and Equipment	7/9/12
Office Depot	Redlands Unified School District Bid No. 4-11 Furniture, Filing, and Office Equipment	8/8/2011
P&R Paper Supply Co.	Bid No. 1213-03 Paper and Plastic Products for Food and Nutrition Services	7/25/2012
Pacific Coast Sightseeing Tours & Charters	Bid No. 1011-07 Co-Curricular Bus Service	11/9/2010
Pacific Plumbing Co. of Santa Ana, Inc.	Bid No. 1213-01 - Plumbing Services	5/23/2012
Pacwest Air Filter	Palo Verde Unified School District Bid No. 111201, HVAC Filters and Installation	6/27/2012
Paradigm Health Care Services	RFP No. 6-0910 Medi-Cal Billing Services	6/15/2010
Piper Jaffrey & Co.	RFQ No. 5-0910 Underwriter Services	12/15/2009
Pritchard Supply, Inc. dba Johnstone Supply	County of Orange Contract No. MA-080-12010167 Air Conditioning, Refrigeration Equipment, Parts and Supplies	8/24/2011
Reliance Communications	RFQ 3-1213 Mass Communications System	7/25/2012
Renaissance Learning, Inc	Bid No. 1112-01 - Audio Visual Equipment	8/8/2011
Roadways International, Inc.	Bid No. 1011-07 Co-Curricular Bus Service	11/9/2010
Safeco Insurance Co. of America, Liberty Mutual Insurance Company	Bid No. 1011-11, CVHS Theater	10/8/2012
School Space Solutions	Redlands Unified School District Bid No. 4-11 Furniture, Filing, and Office Equipment	8/8/2011
School Specialty	Redlands Unified School District Bid No. 4-11 Furniture, Filing, and Office Equipment	8/8/2011
School Specialty	Newport Mesa Unified School District, Bid No. 105-12, School Office Furniture	11/30/2011
Schools First Federal Credit Union	RFQ/P No. 1-0809 Third Party Administration Services (TPA) for Capistrano Unified School District's 403(b) Plan	2/9/2009
SectorPoint, Inc.	CMAS Contract No. 4-11-03-0492A GSA Schedule No. GS-07F-0509W Non Information Technology Goods, Civic Permits Software	8.20.12
SHI International Corp.	Wasco Union Elementary School District RFP Project No. 059-12M.1 Microsoft Products	11/14/2012
Southwest School and Office Supply	Placentia Yorba Linda, Bid No. 211-12, Supplies	1/25/2012
Staples Advantage	County of Orange Master Agreement No. MA-017-10011795 - Office Supplies	9/14/2010
Staples Advantage	County of Orange Master Agreement No. MA-017-10011795 - Office Supplies	5/23/2012
Stradling Yocca Carlson & Rauth	RFQ No. 10-0809 General Legal Services	12/15/2009
Stutz, Artiano, Shinoff and Holtz	RFQ No. 10-0809 General Legal Services	12/15/2009
Sysco Food Services of L.A.	Bid No. 1011-14 Grocery Products	5/9/2011
Tel-Tec Security System	CMAS 4-11-84-0037A - Security Systems	9/12/2011
Transportation Charter Services, Inc.	Bid No. 1011-07 Co-Curricular Bus Service	11/9/2010
Troxell Communications, Inc	Bid No. 1112-01 - Audio Visual Equipment	8/8/2011

Capistrano Unified School District
Bids/RFP-Qs/Piggyback Bids

VENDOR	TITLE	BOARD APPROVAL DATE
Twining, Inc.	RFQ No. 5-1011 Special Inspections and Materials Testing	1/11/2011
United Refrigeration Inc.	County of Orange Contract No. MA-080-12010167 Air Conditioning, Refrigeration Equipment, Parts and Supplies	8/24/2011
Valiant IMC	Bid No. 1112-01 - Audio Visual Equipment	8/8/2011
Vavrinek, Trine, Day & Co., LLP	RFP No. 2-0708 Audit Services	4/21/2008
Vending +Plus	RFP No. 4-1213, Snack & Beverage Vending Services	8/20/2012
Virco	Redlands Unified School District Bid No. 4-11 Furniture, Filing, and Office Equipment	8/8/2011
Ward's Media Tech	Bid No. 1112-01 - Audio Visual Equipment	8/8/2011
Waterline Technologies, Inc.	LAUSD Bid No. IFB C-1030, Swimming Pool Chemicals	3/28/2012
Waxie's Enterprises, Inc. dba Waxie Sanitary Supply	San Diego Unified School District Bid No. GD-13-0006-64, Custodial and Janitorial Products	1/23/2013
WB Hunt Co, Inc.	Bid No. 1112-01 - Audio Visual Equipment	8/8/2011
West Coast Arborists, Inc.	Bid No. 1112-10 Tree Trimming Maintenance	9/26/2011
Williams Scotsman	Los Alamitos Unified School District Bid No. 2010-0002, Relocation, Dismantle and Removal of DSA Portable Classroom	7/11/2011
WLC Architects, Inc.	RFQ No. 3-0708 Architectural Services for District wide Facilities Master Plan	2/25/2008
WW Grainger, Incorporated	State of Nevada, Division of Purchasing, and Western States Contracting, Alliance Contract NO. 1862, Awarded to WW Grainger, California Participating Addendum No. 7-11-51-02	10/26/2011
Xerox Corporation	California Multiple Award Schedule Contract No. 3-01-36-0030A, Purchase and Warranty of Hardware and Software, Installation, Maintenance, Software Maintenance, License and Training on Xerox	6/15/2010

112650	A & R WHOLESALE DISTRIBUTORS	404,970.34
112173	ASCIP	1,764,187.00
118161	CAPISTRANO CONNECTIONS ACADEMY	5,285,529.05
130027	CAPISTRANO UNIFIED	2,327,823.01
120141	CAPISTRANO UNIFIED SCHOOL DIST	2,097,587.88
043026	CIGNA	273,484.06
146265	COMMUNITY ROOTS	562,208.00
142967	CORVEL CORPORATION	951,768.36
122828	CORVEL ENTERPRISE COMP INC	1,090,905.53
146266	COUNTY OF ORANGE	444,934.32
112600	COX COMMUNICATIONS	281,134.89
100058	CUSD	3,000,000.00
114146	GOLD STAR FOODS INC	1,045,028.99
130047	HOLLANDIA DAIRY INC.	309,373.08
144880	IPC USA	563,356.62
105873	JOURNEY CHARTER SCHOOL	873,382.00
145542	KEY GOVERNMENT FINANCE INC	304,142.95
120832	METROPOLITAN EMPLOYEES	32,892,646.17
100369	OCEANVIEW SCHOOL	304,512.00
113144	OPPORTUNITY FOR LEARNING	730,118.07
066570	ORANGE COUNTY DEPT OF EDUC	4,007,800.41
146264	OXFORD ACADEMY	2,083,143.00
078255	SAN DIEGO GAS & ELECTRIC	3,688,926.03
081031	SCOTT FORESMAN	489,915.83
122718	SOUTHERN CALIFORNIA EDISON	1,058,822.83
147457	UNION BANK- ACCT# 6745034800	2,433,427.94
102879	US BANK	1,567,864.09
036075	W W GRAINGER INC	265,107.01
099210	XEROX CORPORATION	1,646,116.70

DONATED BY	AMOUNT	PURPOSE	SCHOOL
Mr. Steve Lavering		iMac Computer with Keyboard and Mouse	Adult Transition Program
Mr. Steve Lavering		iMac Computer with Keyboard and Mouse	Adult Transition Program
Mission Hospital - Laguna Beach		Dell Computer	Adult Transition Program
Mission Hospital - Laguna Beach		Dell Computer	Adult Transition Program
Mission Hospital - Laguna Beach		Dell Computer	Adult Transition Program
Mission Hospital - Laguna Beach		Dell Computer	Adult Transition Program
Mission Hospital - Laguna Beach		Dell Computer	Adult Transition Program
AVMS PTA	$3,200.00	Instructional Materials	Aliso Viejo Middle School
Arroyo Vista Science Boosters	$4,050.00	Outdoor Science School Transportation	Arroyo Vista Elementary School
Arroyo Vista Science Boosters	$12,640.00	Outdoor Science School	Arroyo Vista Elementary School
Spreebird	$66.34	Instructional Supplies	Bathgate Elementary School
Mountain Pines Christmas Tree Farms, LLC	$130.00	Instructional Supplies	Bathgate Elementary School
Bergeson PTA	$527.41	Instructional Supplies	Bergeson Elementary School
The Nina Harris Pebley Charitable Lead	$1,000.00	Music Program	Bernice Ayer Middle School
Bernice Ayer Middle School PTSA	$1,019.53	Instructional Materials	Bernice Ayer Middle School
Pacific Life Foundation	$5,000.00	Instructional Supplies	Capistrano Valley High School
Chaparral PTA	$24,404.59	Instructional Supplies	Chaparral Elementary School
Chaparral PTA	$6,000.00	Instructional Supplies	Chaparral Elementary School
Ms. Gerri Cass		115 Children's Books	Chaparral Elementary School
San Clemente Junior Woman's Club	$600.00	Non-Instructional Materials	Clarence Lobo Elementary School
Vending Plus	$88.40	Instructional Supplies	Concordia Elementary School
Crown Valley Science Camp Foundations	$8,392.86	Outdoor Science School	Crown Valley Elementary School
Crown Valley PTA	$2,211.00	Field Trip	Crown Valley Elementary School
Crown Valley PTA	$975.00	Instructional Supplies	Crown Valley Elementary School
Crown Valley PTA	$1,379.16	Instructional Materials	Crown Valley Elementary School
Del Obispo PTA	$330.00	Transportation	Del Obispo Elementary School
Various Donors	$270.00	Elementary Music Program	Elementary Music Program
George White PTA	$1,340.00	Assembly Fee	George White Elementary School
George White PTA	$1,050.00	Assembly Fee	George White Elementary School
George White PTA	$927.00	Field Trip	George White Elementary School
George White PTA	$741.00	Assembly Fee	George White Elementary School
Mr. & Mrs. Sam Jafari	$120.00	Instructional Materials	Hidden Hills Learning Link
Ladera Ranch Education Foundation	$27,675.00	Music Program	Ladera Ranch Elementary School
United Way Silicon Valley	$80.00	Instructional Supplies	Ladera Ranch Elementary School
Target	$289.52	Instructional Materials	Ladera Ranch Middle School
Ladera Ranch Education Foundation	$1,755.00	Instructional Materials	Ladera Ranch Middle School
Laguna Niguel Elementary School Foundation	$3,975.00	Field Trip	Laguna Niguel Elementary School
Vending Plus	$407.66	Instructional Materials	Las Flores Elementary School
Edison	$75.00	Instructional Supplies	Las Palmas Elementary School
Mr. & Mrs. Vitas Sipelis	$125.00	Instructional Materials	Las Palmas Learning Link
Mrs. Christina Johnson	$125.00	Instructional Materials	Las Palmas Learning Link
United Way Silicon Valley	$320.00	Instructional Supplies	Marblehead Elementary School
Pacific Life Foundation	$3,000.00	Instructional Supplies	Marblehead Elementary School
CR&R	$424.20	Instructional Supplies	Moulton Elementary School

EXHIBIT 13

DONATED BY	AMOUNT	PURPOSE	SCHOOL
Moulton PTA	$750.00	Field Trip	Moulton Elementary School
Moulton PTA	$500.00	Instructional Supplies	Moulton Elementary School
Ladera Ranch Education Foundation	$12,937.50	Outdoor Science School	Oso Grande Elementary School
Vending Plus	$131.20	Instructional Materials	Oso Grande Elementary School
Oso Grande Elementary School PTA	$5,920.00	Music Program	Oso Grande Elementary School
Vending Plus	$44.80	Instructional Supplies	Palisades Elementary School
Education Foundation for Orange County Scho	$5,000.00	Intervention Materials	Philip J. Reilly Elementary School
RH Dana PTA	$744.00	Field Trip	RH Dana Elementary School
RH Dana PTA	$200.00	Field Trip Transportation	RH Dana Elementary School
Ms. Sheila Lee		Kimball Upright Piano	San Clemente High School
San Juan Elementary School PTA	$7,660.00	Instructional Supplies	San Juan Elementary School
San Juan Elementary PTA	$644.31	Non-Instructional Materials	San Juan Elementary School
Shorecliffs PTA	$2,199.19	Instructional Supplies	Shorecliffs Middle School
Freedom Communications	$280.00	Intervention	Tijeras Creek Elementary School
City of Rancho Santa Margarita	$100.00	Intervention	Tijeras Creek Elementary School
Wells Fargo Community Support Campaign	$120.00	Intervention	Tijeras Creek Elementary School
United Way Silicon Valley	$60.00	Intervention	Tijeras Creek Elementary School
FREF	$90.00	Stipend for Teacher Visit to Camp	Truman Benedict Elementary School
Truman Benedict PTA	$1,932.00	Field Trip	Truman Benedict Elementary School
Truman Benedict PTA	$1,440.00	Science Camp	Truman Benedict Elementary School
Truman Benedict PTA	$1,110.00	Assembly Fee	Truman Benedict Elementary School
Truman Benedict PTA	$1,070.00	Field Trip	Truman Benedict Elementary School
Wells Fargo Community Support Campaign	$57.69	Instructional Supplies	Vista del Mar Elementary School
Wells Fargo Community Support Campaign	$57.69	Instructional Supplies	Vista del Mar Elementary School
Mako Foundation	$1,500.00	Instructional Materials	Vista del Mar Middle School
Vista del Mar PTA	$426.23	Instructional Supplies	Vista del Mar Middle School
Mako Foundation	$1,368.00	Homework Club	Vista del Mar Middle School
Mako Foundation	$2,070.00	History Day	Vista del Mar Middle School
Wagon Wheel PTA	$1,904.89	Meet the Masters Program	Wagon Wheel Elementary School
Wagon Wheel PTA	$50.00	Instructional Supplies	Wagon Wheel Elementary School
Wood Canyon Elementary PTA	$26.08	Instructional Supplies	Wood Canyon Elementary School
	$165,107.25		

2012-2013 DISTRICT STANDARDIZED
INDEPENDENT CONTRACTOR, PROFESSIONAL SERVICES, AND MASTER CONTRACT AGREEMENTS

TYPE	CONTRACT NO	PILLAR	FUNDING SOURCE	VENDOR	SERVICES	INITIAL CONTRACT TERM	NOT TO EXCEED
ICA	1213183	3	Medi Cal	Richard Leiberman	Staff Training on Recognizing Early Signs of Self-Injurious Behavior and Providing Effective Interventions to At-Risk Youth at School Sites	3/14/13-3/13/14	$ 2,000.00
ICA	1213181	3	Gift Funds	Ocean Institute	Provides Hands-On Marine Science, Environmental Education and Maritime History Programs	3/14/13-3/13/14	$ 10,000.00
							$ 12,000.00

AMENDMENTS

PSA	1213005	3	Special Ed and Education	Deafinitely Professional Interpreting Services	Interpreter Services to Include Parent Services	7/01/12-6/30/13	Revised Fee Schedule
ICA	1213052	5	Mello Roos & General	Westgroup Management, Inc. (Increase Contract from $125,000 to $190,000)	Assisting Negotiation of a Mitigation Agreement with the Rancho Mission Viejo Company	6/01/12-6/30/13	$ 65,000.00
MCA *	1213053	3	Special Ed	Devereux League City	Residential Mental Health Services	7/01/12-6/30/13	Addenda A-D
MCA *	1213054	3	Special Ed	Devereux Victoria	Residential Mental Health Services	7/01/12-6/30/13	Addenda A-D
							$ 65,000.00

RATIFY

PSA	1213184	3	Special Ed	Dayle McIntosh Disability Resource Center	Provide School Interpreter Services	2/22/2013	$ 10,000.00
							$ 10,000.00

ICA - Independent Contractors Agreement

PSA - Professional Services Agreement

MC- Master Contract

Pillar 1 Community Relations

Pillar 2 Safe & Healthy Schools

Pillar 3 Academic Achievement & Enrichment

Pillar 4 Character Development

Pillar 5 Effective Operations

* No "not to exceed" amount included in the master contract. The master contract agreements do not include a not to exceed dollars amount as it may limit the flexibility to place special education students in a timely manner.

INDEPENDENT CONTRACTOR AGREEMENT

This Agreement for Contracted Services ("**Agreement)** is effective as of 3-14-13, by and between Capistrano Unified School District, located at 33122 Valle Road, San Juan Capistrano, California 92675 ("the **District**") and the contractor listed below ("**Contractor**"). The District and Contractor may hereafter be referred to as ("Party") or collectively as ("Parties").

RICHARD A. LIEBERMAN

WHEREAS, DISTRICT is authorized by Section 4526 and 53060 of the California Government Code to contract with and employ any persons for the furnishing of special services and advice in financial, economic, accounting, engineering, legal or administrative matters, if such persons are specially trained and experienced and competent to perform the special services required;

WHEREAS, DISTRICT is in need of such special services and advice; and

WHEREAS, CONTRACTOR is specially trained, experienced, licensed, and competent to perform the special services required by the DISTRICT, and such services are needed on a limited basis (hereinafter referred to as "Contracted Services");

NOW, THEREFORE, the Parties agree as follows:

Scope of Work/Services. Contractor shall perform the Contracted Services as set forth in Contractor's Proposal which is attached hereto, marked as Exhibit "A," and incorporated herein by this reference.

Fees and Expenses. For the Contracted Services provided for hereunder, Contractor shall be compensated as set forth in Attachment "A." The total amount of services request by District and provided by Contractor under this agreement shall be authorized by Purchase Order (PO) and shall not exceed $2,000 annually in aggregate under this Agreement. This amount may be increased by mutual agreement of both parties by written agreement.

Term of Agreement. The term of this base Agreement is for one year commencing 3/14/13-3/13/14 with the option to extend annually by mutual agreement and upon Board approval for a total contract term not to exceed a total of five (5) years as allowed by Education Code section 17596.

Additional Terms. This Agreement contains additional terms that are set forth in the attached documents titled General Conditions, Special Conditions and Required Documents and Certifications, and associated Purchase Order(s), which by this reference are incorporated herein. District and Contractor acknowledge, and agree to be bound by, the terms set forth in the attached documents as if such additional terms were set forth in full herein.

[X] General Conditions [ ] Special Conditions [X] Required Documents and Certification [X] Purchase Order(s)

IN WITNESS WHEREOF, the parties have executed this Agreement as of the date written above.

DISTRICT	**CONTRACTOR**
By: _____	Signature_____
Name: Terry Fluent	Name: _____
Title: Director, Purchasing	Title: _____
Board Approval Date: _____	Address_____
	_____
	Email Address:_____
	SSN_____

Page 1 of 2

EXHIBIT A

Richard A. Lieberman
3947 Beethoven Street.
Los Angeles, Ca 90066

(310)488-5693
Lieberman_Richard@lacoe.edu

One day staff development workshop regarding
Responding to Self-Injurious Students:
Prevention and Intervention Strategies for School Psychologists.

$2,000.00

By:_____ Date:_____

INDEPENDENT CONTRACTOR AGREEMENT

This Agreement for Contracted Services ("**Agreement)** is effective as of 3/14/13, by and between Capistrano Unified School District, located at 33122 Valle Road, San Juan Capistrano, California 92675 ("the **District**") and the contractor listed below ("**Contractor**"). The District and Contractor may hereafter be referred to as ("Party") or collectively as ("Parties").

OCEAN INSTITUTE

WHEREAS, DISTRICT is authorized by Section 4526 and 53060 of the California Government Code to contract with and employ any persons for the furnishing of special services and advice in financial, economic, accounting, engineering, legal or administrative matters, if such persons are specially trained and experienced and competent to perform the special services required;

WHEREAS, DISTRICT is in need of such special services and advice; and

WHEREAS, CONTRACTOR is specially trained, experienced, licensed, and competent to perform the special services required by the DISTRICT, and such services are needed on a limited basis (hereinafter referred to as "Contracted Services");

NOW, THEREFORE, the Parties agree as follows:

Scope of Work/Services. Contractor shall perform the Contracted Services as set forth in Contractor's Proposal which is attached hereto, marked as Exhibit "A," and incorporated herein by this reference.

Fees and Expenses. For the Contracted Services provided for hereunder, Contractor shall be compensated as set forth in Attachment "A." The total amount of services request by District and provided by Contractor under this agreement shall be authorized by Purchase Order (PO) and shall not exceed $10,000 annually in aggregate under this Agreement. This amount may be increased by mutual agreement of both parties by written agreement.

Term of Agreement. The term of this base Agreement is for one year commencing 3/14/13-3/13/14 with the option to extend annually by mutual agreement and upon Board approval for a total contract term not to exceed a total of five (5) years as allowed by Education Code section 17596.

Additional Terms. This Agreement contains additional terms that are set forth in the attached documents titled General Conditions, Special Conditions and Required Documents and Certifications, and associated Purchase Order(s), which by this reference are incorporated herein. District and Contractor acknowledge, and agree to be bound by, the terms set forth in the attached documents as if such additional terms were set forth in full herein.

[X] General Conditions [ ] Special Conditions [X] Required Documents and Certification [X] Purchase Order(s)

IN WITNESS WHEREOF, the parties have executed this Agreement as of the date written above.

DISTRICT	**CONTRACTOR**
By: _____	Signature_____
Name: Terry Fluent	Name: _____
Title: Director, Purchasing	Title: _____
Board Approval Date: _____	Address_____
	_____
	Email Address:_____
	I/SSN_____

OCEAN INSTITUTE

EXPERIENCE IS THE TEACHER



OCEAN INSTITUTE FIELD TRIPS

Table of Contents

Pre-K / Elementary School (through Grade 3) 4

Elementary School (Grades 4-6) 6

Middle School / Jr. High 14

High School / College 18

Distance Learning (Programs at YOUR School) 20

Activities throughout the Year 22

State Standards Key

The California State Standards for each program are listed below each course description.

AS . . . . . Analysis Skills

BL . . . . . Biology/Life Sciences

C . . . . . Chemistry

CST . . . . . Chronological and Spatial Thinking

ES . . . . . Earth Science

HI . . . . . Historical Interpretation

HSS . . . . . History and Social Science

IE . . . . . Investigation and Experimentation

LA . . . . . Language Arts

LR . . . . . Literary Response

NA . . . . . Narrative Analysis

P . . . . . Physics

RC . . . . . Reading Comprehension

RE . . . . . Research Evidence and Point of View

S . . . . . Science

SF . . . . . Structural Features

Program Key

Maritime . . . . .

Outdoor Education . . . . .

Science . . . . .

Videoconference . . . . .

Visiting Classroom . . . . .

Prices listed are as of January 2011 and are subject to change.

Pre-K - Third Grade

Distance Learning Programs at YOUR school

See *Distance Learning* section at the back for complete descriptions.

Special Needs
Safari into the Intertidal Zone
Smiley the Shark
All the Way to the Ocean
Living Systems
Welcome to our Watershed

Safari into the Intertidal Zone
Mysterious Whales
An Octopus is Amazing

Undersea ABCs

One hour, $200 for up to 25 participants

Come learn the ABCs while exploring life in the ocean. Students will look, listen, and feel tidepool, kelp forest, and sandy bottom animals in our aquariums while learning their letters. Program activities include touching sea star Arms and Barnacles in the discovery pool and listening to unusual ocean sounds like Crashing waves and Dolphin squeaks. Program modeled after the book *Into the A, B Sea* by Deborah Lee Rose.

A House for Hermit Crab Lab

One hour, $397 for up to 45 participants

Students will learn the difference between fact and fiction as they use lab equipment and our aquariums to compare and contrast live organisms with literary creatures from the book *A House for Hermit Crab* by Eric Carle.

Marine Mammal Lab

One hour, $397 for up to 45 participants

In this program, the book *The Snail and the Whale* by Julia Donaldson and Axel Scheffler will be used to explore fact and fiction about whales. Students use microscopes to look at plankton and krill as they explore the diets of marine mammals, sort mammal and non-mammal artifacts, listen to sounds of whales, and look at fascinating whale "hitchhikers."

Big Al in the Lab

One hour, $397 for up to 45 participants

Meet our "Big Al" fish as he searches for friends. Interact with interesting ocean creatures while conducting investigations in underwater adaptations, camouflage, and different types of habitats that exist below the surface of the sea.

Big Al Goes to Sea

Two hours, $900 for up to 45 participants

"Big Al" comes to life on the *R/V Sea Explorer*, on a trip outside of the harbor to view the local sea lions. Student scientists learn about oceanographic equipment such as a drop camera, plankton net, and a benthic sampler while investigating marine habitats.

Junior Scientific LiteraSEA

Two hours, $695 for up to 45 participants

Consulting the literature before conducting an investigation is a common practice among scientists. After exploring four very "kid friendly" scientific papers, students use microscopes to learn about organism lifecycles, and dissect a squid to study adaptations and anatomy.

Pushes and Pulls

One and one half hour, $390 for up to 45 students

This exciting program addresses the physics of things that "Push and Pull!" Onboard and around an historic tallship, students use scientific investigation to explore the properties of movement and force using simple machines. Students have the opportunity to experience how a simple machine can make work easier as they raise a sail, conduct halyard races, hoist cargo, and roll barrels up an inclined plane.

Elementary School (Grades 4 – 6)

Distance Learning Programs at YOUR school

See *Distance Learning* section at the back for complete descriptions.

Special Needs
Safari into the Intertidal Zone
Smiley the Shark
All the Way to the Ocean
Living Systems
Welcome to our Watershed

Safari into the Intertidal Zone
Mysterious Whales
An Octopus is Amazing

Earth Science Field Program

Two hours, $695 for up to 55 participants

This field study takes students on an exciting walk through California's geologic history. They study the rock cycle, minerals, and the erosive properties of waves, winds, and water as they analyze beach sand samples and work to unlock the mystery of our ancient cliffs.



Gold Digger's Express!

Five hours, $1325 for up to 45 participants (for up to an additional 15 students, add $615)

Students embark on an exciting adventure reenacting the voyage of those who risked it all for the gold fields in 1849. Through the use of role-play, students explore the events of the great California Gold Rush and interact with characters who offer different historical perspectives of the times. At the end of their voyage, students must decide their own destiny by either electing to stay aboard with the Captain or jump ship and seek potential riches in the gold fields. Activities include line and sail handling, gold panning and rowing.



California Time Capsule for the Day

Six hours, $42 per student, $22 per chaperone for 30-90 participants
($48 per student, $23 per chaperone with Mission tour)

Students explore California's cultural time periods (Native American, Spanish, and Gold Rush) through hands-on, interactive activities including adobe brick making, identifying uses of native plants, and panning for gold. This program dynamically addresses social, political, cultural, and economic change throughout California's rich history.

California Time Capsule Overnight

Two days, $142 per student, $80 per chaperone for 30-90 participants

Beginning at Mission San Juan Capistrano and continuing to the Lazy W Ranch, students investigate the cultural eras of California's history. Students step into the lives of the Native American, Spanish, Mexican, and Anglo people to learn about daily life, customs and cultural practices. Activities include building a Native American shelter, making tortillas and candles, and panning for gold in a mountain stream!

By the Great Horn Spoon

Two days, $164 per student, $80 per adult (includes 2.5 hour sail aboard tallship Spirit of Dana Point); $149 per student, $70 per adult (without sailing component) for 35 - 90 participants

In this exciting program, students travel from the "Eastern Seaboard" to the "Gold Fields" of California to seek their fortune. Students must band together to fulfill their dreams as they re-live the Gold Rush on this educational journey! This 2-day overnight adventure takes students on a "voyage around the Horn" sailing on an historic tallship, lets them barter for supplies in "San Francisco" and pan for gold in a mountain stream. Program takes place aboard one of Ocean Institute's tallships and at the Lazy W Ranch.

Helm's Alee! Extension

Two hours, $900 for up to 45 participants

Expand your dockside living-history program by casting off and heading to sea aboard the tallship *Spirit of Dana Point*. This non-role playing sailing adventure is the perfect extension to your dockside day or overnight experience with curriculum specifically designed to complement the shore-side programs. Activities include real sail handling, navigation, watch reporting, and helmsmanship.

Revenue Cutter Service Sailing Program

Three and one half hours, $1225 for up to 45 participants

Smugglers, pirates, and French privateers threaten our country's new freedom! Students explore the critical era after the American Revolution as they serve as members of the Revenue Cutter Service aboard the schooner *Spirit of Dana Point*. During their voyage, historical characters offer a variety of American Revolution perspectives while introducing students to sail handling, helmsmanship, naval strategy, and navigation.



It's a Sailor's Life

Three hours, $920 for up to 45 participants

Take an imaginary voyage aboard a tallship in the 1830s. During this fun and educational introduction to the world of a merchant sailor and early California history, students explore a tallship, work together to hoist a cargo barrel, and learn to raise sail.

'Round the Horn

Five hours, $1325 for up to 45 participants (for up to an additional 15 students, add $615)

Students recreate the challenging world of a merchant sailor in the 1830s as they embark on a dynamic voyage "around Cape Horn" to early California. Students work together to gather cattle hides, raise sails, and load cargo as they strive to fulfill their contract with the Captain.

Before the Mast Overnight

Eighteen hours, $2750 for up to 45 participants

Travel back in time to the seafaring world of Richard Henry Dana's *Two Years Before the Mast*. Students sign aboard as greenhands for a two year "voyage" from Boston to Alta California in the 1830s. While immersed in early California history and working with a variety of dynamic historical characters, students gain skills in cooperative learning, teamwork, and communication as they hoist cargo, row long-boats, raise sails, stand night watch, swab the decks, and sing chanteys.

"Carry On, Mr. Bowditch" Overnight

Based on the award winning novel, *Carry On Mr. Bowditch*, by Jean Lee Latham

Eighteen hours, $2750 for up to 45 participants

During the aftermath of the Revolutionary War, the United States struggled in vain to build an economy as Barbary Pirates, French Privateers and the British Navy fed off the heavily-laden American trade ships. Following the example set by Nathanial Bowditch, students role-play as desperate job seekers from Salem, Massachusetts recreating a one-year Mediterranean voyage aboard the brig *Pilgrim* or the schooner *Spirit of Dana Point*. In order to "survive" the turbulent life at sea and earn their pay, students must quickly learn how to navigate, defend and maintain their ship, trade with foreign ports, and handle the rigging and sails.

Passage to the Mother Lode

Eighteen hours, $2750 for up to 45 participants

The year is 1849 and the world is abuzz with talk of gold in California! Off to make their fortunes, students will attempt to find a sailing vessel that will take them to San Francisco by way of Cape Horn. Wandering the docks of Boston, fortune hunters are approached by a man calling himself an agent for a shipping company. Is this man a "crimp" who will convince students to sign aboard ship as crew in exchange for passage? In addition to learning valuable skills such as rowing, handling lines and gold panning, students must decide their fate once they reach California's gold coast.

Watershed Lab/Cruise

Four hours, $1595 for up to 45 participants

Students explore the science of watersheds during this 4-hour experience. In the lab, students learn scientific techniques as they perform a fish dissection, conduct water chemistry tests, record weather data, examine global water distribution, and discover potential sources of pollution. They complement their lab research onboard the *R/V Sea Explorer*, where they form research teams to test the offshore nutrient levels, complete a bioassessment of the sea floor habitat, and examine the local plankton population.



Watershed Science Overnight

Seventeen hours, $2700 for up to 45 participants

In this overnight program, students embark on an in-depth exploration of the science of watersheds. Students learn scientific techniques as they perform a fish dissection, conduct water chemistry tests, work on a biological assessment, and examine global water distribution. Student research teams conduct a soil study of samples from within the Dana Point Harbor to assess current conditions. In the morning, their land-based examinations are complemented by research activities offshore aboard the *R/V Sea Explorer*.





Tidepool Exploration in the Dana Point Marine Protected Area

Two hours, $695 for up to 55 participants

Students measure physical factors using scientific sampling equipment, identify adaptations of local tidepool species with the aid of an experienced naturalist, and conduct population studies on hermit crabs, turban snails, and barnacles using low-impact exploration techniques.

Marine Mammal Cruise

Two hours, $900 for up to 45 participants

Dolphins, whales, seals, and sea lions are the focus of this exciting voyage on the open ocean! Students investigate the natural history of our local marine mammals using a benthic grab sampler, plankton net, and hydrophone array.

This program can be adapted for older students.



Living Systems Lab/Cruise Combo

Four hours, $1595 for up to 45 participants



This classic program is one of our most popular and explores the relationship between biotic and abiotic components of the marine ecosystem. The lab includes a fish dissection, water chemistry, aquarium science, and studying the oceanic food chain. Aboard the *R/V Sea Explorer*, students examine benthic and pelagic habitats by deploying oceanographic sampling equipment to collect a variety of marine specimens.

Lab and cruise may also be booked separately.

Life in the Abyss Overnight

Seventeen hours, $2700 for up to 45 participants

This overnight adventure combines our popular *Living Systems Lab/Cruise* with activities that explore the fascinating world of nocturnal and deep-sea animal adaptations. In the evening, students investigate shark adaptations, pilot our remotely operated vehicles, dissect a cow eye to look at low light adaptations, and visit the dock where our squid light attracts animals of the night. In the morning, students venture out to sea to conduct the investigations outlined in our living systems cruise with the added excitement of lowering student-drawn Styrofoam cups 1000 feet to see the dramatic effects of pressure.

A Day in the Chaparral

Five hours, $37 per student, $18 per chaperone for 30-90 participants

Spend a day at the Lazy W Ranch exploring the riparian, oak woodland, and chaparral ecosystems. Activities include identifying the biological and physical factors that distinguish each environment, collecting stream insects, investigating food webs, identifying plant and animal adaptations, and having an opportunity to interact with the animals in our Nature Center.

Chaparral to Ocean Science School

Three days, $225 per student, $116 per chaperone for 60 – 120 students
Two days, $142 per student, $80 per chaperone for 60 – 120 students

Students use hands-on data collection and analysis to study the relationships between living and non-living components of six unique California ecosystems (riparian, oak woodland, chaparral, intertidal, benthic, and pelagic). Evening activities include a nocturnal investigation and campfire skits and songs. A trip to the Ocean Institute concludes the experience and allows students to explore food webs, water quality, life cycles, and tidepools, with an optional trip on our research vessel.

California Time Capsule/Chaparral to Ocean Science School Combo Program

Two to three days, please call for pricing information

Get the best of both worlds with this combination program! Students start off at the Mission San Juan Capistrano and continue to the Lazy W Ranch where they step into the daily lives of the Native Americans, Spanish, and Mexicans who have lived here in California. On the second day, their cultural experiences are linked to the area's natural history as students investigate three of California's unique ecosystems. A trip to the Ocean Institute concludes the experience with a hike to the tidepools, a food web exploration, and an optional voyage on our research vessel.



Voyage of Sail

Five and one half hours, $1600 for up to 40 participants

Embark on an extra-ordinary seafaring adventure of discovery and experience! Through the use of role-play, students are brought back in time and spend an active day exploring early California history and the life of merchant seaman during the 1800s. Students spend the first half of the day dockside conducting challenging shipboard activities such as moving cargo, rigging, and rowing. During the second half of their day, the participants head to sea as actual crew on the tallship *Spirit of Dana Point*. This comprehensive program allows students to take advantage of both the dockside learning opportunities and at-sea sailing all in one day!

This program can be adapted to a non-role play math and physics program.

Catalina Island Ecology Safari

Two days, $5750 for up to 40 participants

Explore island ecosystems and engage in educational activities during the boat crossing to Catalina, on shore, and again at sea as students return to the vessel to spend the night anchored in a serene island cove. Snorkeling, geologic investigations, plant classification, mud flat ecology, dissections, and catch-and-release fishing make this program an action-packed island adventure!

Catalina Odyssey: A Voyage of Discovery

Two to five days, 30 participants, $2400/day

Embark on an exciting voyage to Catalina Island, California's local treasure. On this dynamic sailing adventure, students are trained to participate as crew of a 100-ton schooner *Spirit of Dana Point*. They explore Catalina Island and surrounding waters while they snorkel, hike, and live the life of a tallship sailor. This program is adaptable to fit curriculum needs in the fields of ecology, water chemistry, oceanography, biology, and history.

Weather & Water Program

Nine-week unit at school and 2.5 hour field trip at the Ocean Institute, $675 for up to 40 participants

This inquiry-based science program promotes learning through an engaging nine-week classroom science unit and a field trip to the Ocean Institute. The culminating field trip is specially designed to reinforce the concepts that are addressed in the classroom. Students will conduct three weather-related investigations: 1) *Water cycle* - student teams investigate the role of temperature on the evaporation of water 2) *Wind* - student teams investigate the relationship between air temperature and air movement 3) *Weather Forecasting* - student teams choose a pressure system, determine the speed and direction in which the system is moving, and predict where the system is located on the day of their field trip.

Environmental Geology Lab/Cruise

Four hours, $1595 for up to 45 participants

Students learn how physical processes and human actions can alter the surrounding environment. In the lab, students learn about stream structure and dynamics, erosion processes, local geological history, and longshore transport. Aboard the *R/V Sea Explorer*, they collect data from three designated sample sites. Students examine nitrogen levels, plankton productivity/diversity, and the nearshore benthic habitat as they move along the transect line from the mouth of San Juan Creek toward a local wastewater outfall. The data collected at each site is compared to current and archived information.

Environmental Geology Overnight

Seventeen hours, $2700 for up to 45 participants

In this overnight program, students explore of how physical processes and human actions can alter the surrounding environment. In the lab, students learn about stream structure and dynamics, erosion processes, local geological history, and longshore transport. Students continue through a series of interactive investigations during the evening, including a squid dissection and research cruise preparation. Aboard the *R/V Sea Explorer*, they take part in data collection at three designated sample sites. Students examine nitrogen levels, plankton productivity/diversity, and the nearshore benthic habitat as they move along the transect line from the mouth of San Juan Creek toward a local wastewater outfall.

Middle School / Jr. High

Note: For additional 6th grade programs, please refer to the Elementary (Grades 4 – 6) section.

Distance Learning Programs at YOUR school

See *Distance Learning* section at the back for complete descriptions.

Special Needs
Safari into the Intertidal Zone
Smiley the Shark
All the Way to the Ocean
Living Systems
Welcome to our Watershed

Safari into the Intertidal Zone
Mysterious Whales
An Octopus is Amazing

Pilgrim Tour

One hour, $9 per person, for 25 to 45 participants

This walking tour explains the mechanics of the vessel and the voyage around Cape Horn as described by Richard Henry Dana in *Two Years Before the Mast*. Explore the ship in detail while learning about shipboard life for sailors of the past.

Sea Floor Lab/Cruise Combo

Four hours, $1595 for up to 45 participants

Students study the dynamic effects of plate tectonics through the investigation of sea floor geology, sediment cores, microfossils, underwater archaeology, and underwater seismology. Aboard the *R/V Sea Explorer*, students get a chance to take part in scientific sampling and exploration. They retrieve a core from a depth of 900 feet sieve sediments for microfossils, survey the seafloor with side-scan sonar, and cruise above the study site with our SeaBotix ROV!

Sea Floor Explorer Overnight

Seventeen hours, $2700 for up to 45 participants

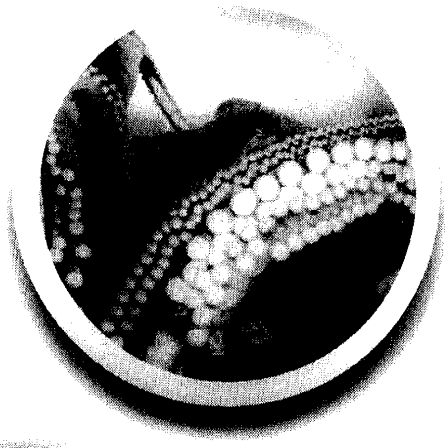

Become sea floor scientists and attend training camp at our Seaside Oceanographic Research Facility! Students are put into challenging research simulations that focus on coring/micropaleontology, underwater seismology, hydrothermal vent communities, and underwater archaeology. They also delve into deep-sea technology as they design and test their own ROV. Training culminates in a morning research cruise on the *R/V Sea Explorer* where students use side-scan sonar, a gravity corer, and our SeaBotix ROV to survey and explore the seafloor.

Catalina Island Ecology Safari

Two days, $5750 for up to 40 participants



Explore island ecosystems and engage in educational activities during the boat crossing to Catalina, on shore, and again at sea as students return to the vessel to spend the night anchored in a serene island cove. Snorkeling, geologic investigations, plant classification, mud flat ecology, dissections, and catch-and-release fishing make this program an action-packed island adventure!

Voyage of Sail

Five and one half hours, $1600 for up to 40 participants

Embark on an extra-ordinary seafaring adventure of discovery and experience! Through the use of role-play, students are brought back in time and spend an active day exploring early California history and the life of merchant seaman during the 1800s. Students spend the first half of the day dockside conducting challenging shipboard activities such as moving cargo, rigging, and rowing. During the second half of their day, the participants head to sea as actual crew on the tallship *Spirit of Dana Point*. This comprehensive program allows students to take advantage of both the dockside learning opportunities and at-sea sailing experience all in one day!

This program can be adapted to a non-role play math and physics program.



Catalina Odyssey: A Voyage of Discovery

Two to five days, $2400/day for up to 30 participants

Embark on an exciting voyage to Catalina Island, California's local treasure. On this dynamic sailing adventure, students are trained to participate as crew of a 100-ton schooner *Spirit of Dana Point*. They explore Catalina Island and surrounding waters while they snorkel, hike, and live the life of a tailship sailor. This program is adaptable to fit curriculum needs in the fields of ecology, water chemistry, oceanography, biology, and history.

Advanced Living Systems Lab/Cruise Combo

Four hours, $1595 for up to 45 participants

This is an advanced version of our Living Systems program. The lab includes a fish dissection, water chemistry, invertebrate classification, and Jelly Biology and Ocean Imbalance. Aboard the *R/V Sea Explorer*, students examine benthic and pelagic habitats by deploying oceanographic sampling equipment to collect a variety of marine specimens.

Lab and cruise may also be booked separately.

Advanced Life in the Abyss Overnight

Seventeen hours, $2700 for up to 45 participants

This overnight adventure combines our *Advanced Living Systems Lab/Cruise* with an in-depth study of the unique ecosystem of the abyss. Students examine how animals have adapted to the extreme conditions of the deep through a series of inquiry-based activities. They will also dissect a cow eye, study the physics of light through a bioluminescence experiment, and investigate the food chain of a hydrothermal vent community.

War of 1812

Three and one half hours, $1225 (add $200 for extension) for up to 45 participants

"Free Trade and Sailors' Rights is our song!" Sign aboard the schooner *Spirit of Dana Point* for a sailing adventure exploring the War of 1812. During this dynamic 3.5 hour tallship experience, students work as a crew to raise sail, handle line, navigate, work the helm, and fire the ship's cannon while investigating key issues that sparked this historical conflict including free trade and impressment. This living-history program is based on actual characters and events.

> *This was an amazing experience for our kids. No one else does this kind of program!*
> *~ Teacher, South Junior High School*

A shoreside pre-program may be added. The 1.5 hour add-on includes lessons in navigation/charting, history, and the physics of sail.



Civil War

Three and one half hours, $1225 (add $200 for extension) for up to 45 participants

The Civil War Sailing Program is an exciting living-history adventure in which students experience the life of a Union soldier at sea! This 3.5 hour tallship voyage explores the causes and consequences of the "War Between the States" with students working as crew to run the ship. Activities include sail and line handling, navigation exercises, working the helm, and firing the ship's cannon! At the end of the program, students will investigate the events, cultures, and political conflict involved in the struggle to keep our nation one.

A shoreside pre-program may be added. The 1.5 hour add-on includes additional lessons in navigation/charting, history, and the physics of sail.

High School / College

Distance Learning Programs at YOUR school

See *Distance Learning* section at the back for complete descriptions.

Special Needs
Safari into the Intertidal Zone



Pilgrim Tour

One hour, $9 per person for 25 to 45 participants

This walking tour explains the mechanics of the vessel and the voyage around Cape Horn as described by Richard Henry Dana in *Two Years Before the Mast*. Explore the ship in detail while learning about shipboard life for sailors of the past.

Advanced Living Systems Lab/Cruise Combo

Four hours, $1595 for up to 45 participants

This is an advanced version of our *Living Systems* program. The lab includes a fish dissection, water chemistry, invertebrate classification, and Jelly Biology and Ocean Imbalance. Aboard the *R/V Sea Explorer*, students examine benthic and pelagic habitats by deploying oceanographic sampling equipment to collect a variety of marine specimens.

Lab and cruise may also be booked separately.

Advanced Life in the Abyss Overnight

Seventeen hours, $2700 for up to 45 participants

This overnight adventure combines our *Advanced Living Systems Lab/Cruise* with an in-depth study of the unique ecosystem of the abyss. Students examine how animals have adapted to the extreme conditions of the deep through a series of inquiry-based activities. They will also dissect a cow eye, study the physics of light through a bioluminescence experiment, and investigate the food chain of a hydrothermal vent community.

Advanced Floating Laboratory

Four hours, $1400 for up to 45 participants

Student oceanographers apply sampling and research protocols for water chemistry and biological monitoring. The course is flexible and can be modified to meet individual teacher requests. For advanced students, an optional research component can be added as students participate in benthic fish counts, chlorophyll productivity analysis, and a phytoplankton sample for biotoxin analysis. Equipment available includes an otter trawl net, plankton net, benthic grab sampler, water capture bottles, a bioacoustic array, side scan sonar, CTD water analyzer, and a meteorological/navigation station.



Advanced Island Ecology Safari

Sixteen hours, $5750 for up to 40 participants

Students focus on the complex relationships that develop within island ecosystems through both natural and human-related processes. Studies include classifying native and introduced plant communities, determining fish populations through snorkeling or catch-and-release fishing, exploring a mudflat ecosystem, and applying oceanographic research protocols to define the marine environment surrounding the island.

Catalina Odyssey: A Voyage of Discovery

Two to five days, $2400/day for up to 30 participants

Embark on an exciting voyage to Catalina Island, California's local treasure. On this dynamic sailing adventure, students are trained to participate as crew of a 100-ton schooner *Spirit of Dana Point*. They explore Catalina Island and surrounding waters while they snorkel, hike, and live the life of a tallship sailor. This program is adaptable to fit curriculum needs in the fields of ecology, water chemistry, oceanography, biology, and history.

Distance Learning



Special Needs Visiting Classroom

$445 for three 50 minute classes

Eight different programs can be specially tailored to meet your students' needs and ability levels, whether you want the excitement of live marine animals or the challenge of a squid or fish dissection. Through observation and interaction, students will learn about adaptation, predation, and survival techniques.

Safari into the Intertidal Zone Visiting Classroom

$445 for three 50 minute classes

Learn about the adaptations necessary for animals to survive in this harsh environment. Students interact with live sea stars, urchins, hermit crabs, and many other local residents of California's tidepools in this hands-on experience!

Smiley the Shark Visiting Classroom

$445 for three 50 minute classes

Join us on this exploration of comparing the feeding strategies of local marine organisms. After reading *Smiley the Shark*, students examine what and how different marine animals eat. Live tidepool animals and artifacts showcase the diversity of adaptations in the marine environment.

All the Way to the Ocean Visiting Classroom

$445 for three 50 minute classes

This environmentally relevant program illustrates the effect of human impact on a watershed. After reading *All the Way to the Ocean*, students participate in several hands-on activities that highlight the relationship between marine animals and water pollution. A sorting/graphing exercise of marine trash and an examination of live tidepool animals reinforce the connection between pollution and a healthy ecosystem.

Living Systems Visiting Classroom

$445 for three 50 minute classes

Examine internal systems of fish through a detailed dissection focusing on digestion, circulation, and respiration. Engage in several other explorations of the marine environment, emphasizing adaptations and abiotic/biotic relationships in ocean communities.

Welcome to our Watershed Visiting Classroom

$445 for three 50 minute classes

Students learn about the hydrologic cycle and what lives in a watershed. A hands-on demonstration with a model of a watershed shows the effect of human impact on our fragile environment. An interactive discussion and examination of live tidepool animals reinforce the connection between pollution and a healthy ecosystem, including what can be done to maintain the health of a watershed. The program drives home why everyone needs to understand how we all affect our local watersheds.

Safari into the Intertidal Zone Videoconference

Fifty minutes, $210 for one class

Join us on an exciting journey into California's tidepool ecosystem. Students examine the many factors that contribute to the formation and current conditions within this unique place. Live animals help highlight the necessary adaptations for survival. *Program activities adjusted to suit the grade level.*

Mysterious Whales Videoconference

Fifty minutes, $210 for one class

The study of whales is both exciting and challenging. Students will examine how these marine mammals are different from other ocean creatures and the variations between toothed and baleen whales. Students will also learn how whales are identified in the wild, about unique adaptations, behaviors, and vocalization patterns. *Program activities adjusted to suit the grade level.*

An Octopus is Amazing Videoconference

Fifty minutes, $210 for one class

What underwater creature can change its color and texture, eat with a beak, and disappear in a cloud of ink? Find out as students develop their skills in observation and comparison exploring the amazing anatomy and adaptations of octopus and squid. *Program activities adjusted to suit the grade level.*

Earth Science Videoconference

Fifty minutes, $210 for one class

Earthquakes, volcanoes, landslides, and tsunamis! Examine the mechanisms and circumstances that create these awesome forces of nature. By gaining a better understanding of these phenomena, we gain a better understanding of the dynamic world in which we live. *Program activities adjusted to suit the grade level.*

Activities throughout the Year

Teacher Events

Teachers are some of our favorite people here at the Ocean Institute! As a token of our appreciation, the Ocean Institute offers *Teacher Workshops* and *Teacher Appreciation Days* throughout the year. Educators can learn new teaching techniques, listen to intriguing speakers, sail the high seas on a tallship, or cruise aboard our research vessel to view whales, dolphins, and other marine life. Check our website for upcoming events.

Weekend Program

On weekends, the Ocean Institute invites you to explore the underwater world through our interactive programs and participate in fun, family activities designed to indulge your ocean curiosity. Operate underwater robots, learn how Moon Jellies are raised, join in animal feedings, and conduct squid dissections!

Time: Weekends from 10am to 3pm
Cost: $6.50/Adult; $4.50/Child (ages 3-12) Members, Teacher Club Members & children 2 and under are free.
Admission fee includes Pilgrim Tour on most Sundays.

Cruises & Sails

Head to sea with marine biologists and tallship sailors, while experiencing the wonders of the Pacific Ocean. Cruises and sails are available on weekends throughout the year. Check website for pricing and schedule.



Scout Troop Programs

After-school field trips are available to Scout Troops. Choose from our various school programs or our *Scout Tours* available throughout the school year. Merit-based badge programs can be designed upon request. Prices vary depending on needs.

Birthday Parties

(held on weekends between 10am – 2:30pm)

Celebrate your child's birthday in our exciting, ocean-themed facility. Birthday parties include:

- A personal instructor for your group
- An indoor room with aquariums, complete with tables and chairs for a private participant gathering
- Discovery Tank session, story time, crafts, and exciting activities
- Admission for the day

Cost is $425 (Members: $350) for up to 40 participants (includes adults & children). Reservations are required.

For additional information or to register, visit
or call (949) 496-2274.

OCEAN INSTITUTE
EXPERIENCE IS THE TEACHER

24200 Dana Point Harbor Dr.
Dana Point, CA 92629
Phone: (949) 496-2274 • Fax: (949) 496-4296
www.ocean-institute.org
oi@ocean-institute.org

OCEAN INSTITUTE
EXPERIENCE IS THE TEACHER

24200 Dana Point Harbor Dr.
Dana Point, CA 92629
Phone: (949) 496-2274 • Fax: (949) 496-4296
www.ocean-institute.org
oi@ocean-institute.org

AMENDMENT TO MASTER CONTRACT AGREEMENT
NO 2. PSA 1213005

BETWEEN

CAPISTRANO UNIFIED SCHOOL DISTRICT

AND

DEAFINITELY PROFESSIONAL INTERPRETING SERVICES

Professional Services Agreement No. PSA 1213005 called for services to be rendered at the rates shown in the agreement.

The fee schedule on Professional Services Agreement No. PSA 1213005 shall be amended to include parent services as requested by the District.

Except as set forth in this Amendment, and Board approved on June 27, 2012, all other terms of the contract remain in full force and effect.

DISTRICT	**CONSULTANT**
Capistrano Unified School District	**Deafinitely Professional Interpreting Services**
By: _____ Signature	By: _____ Signature
Terry Fluent	_____ Print Name
Director, Purchasing	_____ Title
Date: _____	Date: _____

EXHIBIT A

FEE SCHEDULE

DEAFinitely Professional Interpreting, a
Division of Goodwill Industries of Orange County
410 North Fairview Street
Santa Ana, CA 92703
714-547-6308 X357
714-480-7832 (fax)
Email: nancy@ocgoodwill.org

Interpreter Services
$60.00 per hour, if paid by check

Contractor will invoice District for exact number of hours Interpreting services are provided for students and for parent services.
District shall give Contractor 24 hours notice for student absents, if no notice is given to Contractor, the District shall pay Contractor a minimum of two (2) hours up to the entire requested hours the interpreter was scheduled for arriving at school site where services are requested.

By: Nancy A Fenarlo Date: 2/20/13

PROFESSIONAL SERVICES AGREEMENT

This Agreement for Professional Services ("**Agreement)** is effective as of 6/12/12, by and between Capistrano Unified School District, located at 33122 Valle Road, San Juan Capistrano, California 92675 ("the **District**") and the consultant listed below ("**Consultant**"). The District and Consultant may hereafter be referred to as ("Party") or collectively as ("Parties").

DEAFINITELY PROFESSIONAL INTERPRETING SERVICES

WHEREAS, DISTRICT is authorized by Section 4526 and 53060 of the California Government Code to contract with and employ any persons for the furnishing of special services and advice in financial, economic, accounting, engineering, legal or administrative matters, if such persons are specially trained and experienced and competent to perform the special services required;

WHEREAS, DISTRICT is in need of such special services and advice; and

WHEREAS, CONSULTANT is specially trained, experienced, licensed, and competent to perform the special services required by the DISTRICT, and such services are needed on a limited basis (hereinafter referred to as "Consulting Services");

NOW, THEREFORE, the Parties agree as follows:

Scope of Work/Services. Consultant shall perform the Consulting Services as set forth in Consultant's Proposal which is attached hereto, marked as Exhibit "A," and incorporated herein by this reference.

Fees and Expenses. For the Consulting Services provided for hereunder, Consultant shall be compensated as set forth in Attachment "A." The total amount of services request by District and provided by Consultant under this agreement shall be authorized by Purchase Order (PO) and shall not exceed $160,000.00 in aggregate under this Agreement.

Term of Agreement. The term of this base Agreement is for one year commencing 7/01/12-6/30/13 with the option to extend annually by mutual agreement and upon Board approval for a total contract term not to exceed a total of five (5) years as allowed by Education Code section 17596.

Additional Terms. This Agreement contains additional terms that are set forth in the attached documents titled General Conditions, Special Conditions and Required Documents and Certifications, and associated Purchase Order(s), which by this reference are incorporated herein. District and Consultant acknowledge, and agree to be bound by, the terms set forth in the attached documents as if such additional terms were set forth in full herein.

[X] General Conditions [X] Special Conditions [X] Required Documents and Certifications [X] Purchase Order(s)

IN WITNESS WHEREOF, the parties have executed this Agreement as of the date written above.

DISTRICT

By: [signature]

Name: Terry Fluent

Title: Director, Purchasing

Board Approval Date: 6/11/12

CONSULTANT

Signature: [signature]

Name: Nancy Quarles

Title: Vice President, Human Services

Address: 410 N Fairview
Santa Ana CA 92703

Email Address: nancy@ocgoodwill.org

FEIN/SSN 95-1644018

SPECIAL
CONDITIONS

Scope of Practice and Release of Assessment Documentation

Consultant is functioning solely as an independent educational evaluator. Consultant agrees that he/she will not recommend therapy or services within their own agency, company, or practice. Consultant agrees that during the performance of an independent educational evaluation at or on school district grounds, the consultant may be accompanied by a DISTRICT representative during the duration of the observation or interviews of staff and/or pupil.

Upon completion of the independent educational evaluation, the consultant agrees to release assessment documentation including assessment protocols and written report to the DISTRICT prior to receipt of payment for services.

By: Nancy A. Arnold Date: 6-25-12

EXHIBIT A

FEE SCHEDULE

Deafinitely Professional Interpreting, a
Division of Goodwill Industries of Orange county
200 n. Fairview
Santa Ana, CA 92703
(714) 547-6308 X 357
(714) 480-7832
Email: nancy@ocgoodwill.org

Interpreter services
$60.00 per hour if paid by check

Contractor will invoice district for exact number of hours Interpreting services are provided to student.
District shall give Contractor 24 hours notice for student absents, if no notice is given to Contract district shall pay Contractor a maximum two (2) hours for arriving at school site where services are requested.

By: Nancy R. Quade Date: 6-25-12

AMENDMENT TO MASTER CONTRACT AGREEMENT
NO. PSA 1213005

BETWEEN

CAPISTRANO UNIFIED SCHOOL DISTRICT

AND

DEAFINITELY PROFESSIONAL INTERPRETING SERVICES

Professional Services Agreement No. PSA 1213005 called for services to be rendered at the rates shown in the agreement.

The "not to exceed" amount on Professional Services Agreement No. PSA 1213005 shall be amended to $162,000 for additional services requested by the District.

Except as set forth in this Amendment, and Board approved on June 27, 2012, all other terms of the contract remain in full force and effect.

DISTRICT	**CONSULTANT**
Capistrano Unified School District	**Deafinitely Professional Interpreting Services**
By: _____ Signature	By: _____ Signature
Terry Fluent	Nancy A Quarles Print Name
Director, Purchasing	V.P. Human Services Title
Date: 12/17/12	Date: 11-27-12

AMENDMENT NO. 4 TO INDEPENDENT CONTRACTOR AGREEMENT NO. ICA 1213052

BETWEEN

CAPISTRANO UNIFIED SCHOOL DISTRICT

AND

WESTGROUP MANAGEMENT, INC.

Independent Contractor Agreement No. ICA 1213052 called for services to be rendered at the amended contract term commencing June 1, 2012 through June 30, 2013.

The contract with Westgroup Management, Inc. shall be amended to increase the not to exceed amount to $190,000 for additional services as needed by the District. This amount may be increased by mutual agreement of both parties by written agreement.

Except as set forth in this Amendment, and Board approved on June 11, 2012, all other terms of the contract remain in full force and effect.

DISTRICT	**CONSULTANT**
Capistrano Unified School District	**Westgroup Management, Inc.**
By: _____ Signature	By: _____ Signature
Terry Fluent	_____ Print Name
Director, Purchasing	_____ Title
Date: _____	Date: _____

INDEPENDENT CONTRACTOR AGREEMENT

This Agreement for Contracted Services ("**Agreement**) is effective as of 6/12/12, by and between Capistrano Unified School District, located at 33122 Valle Road, San Juan Capistrano, California 92675 ("the **District**") and the contractor listed below ("**Contractor**"). The District and Contractor may hereafter be referred to as ("Party") or collectively as ("Parties").

WESTGROUP MANAGEMENT INC.

WHEREAS, DISTRICT is authorized by Section 4526 and 53060 of the California Government Code to contract with and employ any persons for the furnishing of special services and advice in financial, economic, accounting, engineering, legal or administrative matters, if such persons are specially trained and experienced and competent to perform the special services required;

WHEREAS, DISTRICT is in need of such special services and advice; and

WHEREAS, CONTRACTOR is specially trained, experienced, licensed, and competent to perform the special services required by the DISTRICT, and such services are needed on a limited basis (hereinafter referred to as "Contracting Services");

NOW, THEREFORE, the Parties agree as follows:

Scope of Work/Services. Contractor shall perform the Contracted Services as set forth in Contractor's Proposal which is attached hereto, marked as Exhibit "A," and incorporated herein by this reference.

Fees and Expenses. For the Contracted Services provided for hereunder, Contractor shall be compensated as set forth in Attachment "A." The total amount of services request by District and provided by Contractor under this agreement shall be authorized by Purchase Order (PO) and shall not exceed $25,000.00 in aggregate under this Agreement.

Term of Agreement. The term of this base Agreement is for one year commencing 7/01/12-6/30/13 with the option to extend annually by mutual agreement and upon Board approval for a total contract term not to exceed a total of five (5) years as allowed by Education Code section 17596.

Additional Terms. This Agreement contains additional terms that are set forth in the attached documents titled General Conditions, Special Conditions and Required Documents and Certifications, and associated Purchase Order(s), which by this reference are incorporated herein. District and Contractor acknowledge, and agree to be bound by, the terms set forth in the attached documents as if such additional terms were set forth in full herein.

[X] General Conditions [ ] Special Conditions [X] Required Documents and Certification [X] Purchase Order(s)

IN WITNESS WHEREOF, the parties have executed this Agreement as of the date written above.

DISTRICT

By: T Fluent

Name: Terry Fluent

Title: Director, Purchasing

Board Approval Date: 6/11/12

CONTRACTOR

Signature: Timothy D. Holcomb

Name: Timothy D. Holcomb

Title: Principal

Address: 19500 Jamboree Road #100
Irvine, CA. 92612.

Email Address: tim@westgroupdesigns.com

FEIN/SSN 20-0491451

258

WESTGROUP MANAGEMENT, INC.
2012/13 SCHEDULE OF RATES
FOR CAPISTRANO UNIFIED SCHOOL DISTRICT

Position	Current Rate	Reduced Rate
Principal	$225/hour	$200/hour
Program Manager	$190/hour	$170/hour
Senior Project Manager	$175/hour	$155/hour
Project Manager	$160/hour	$145/hour
Project Support Specialist	$135/hour	$120/hour
Technical Specialist	$120/hour	$110/hour
Project Engineer	$100/hour	$90/hour
Clerk	$60/hour	$55/hour

AMENDMENT TO INDEPENDENT CONTRACTOR AGREEMENT
NO. ICA 1213052

BETWEEN

CAPISTRANO UNIFIED SCHOOL DISTRICT

AND

WESTGROUP MANAGEMENT, INC.

Independent Contractor Agreement No. ICA 1213052 called for services to be rendered commencing July 1, 2012 through June 30, 2013.

The contract with Westgroup Management, Inc. shall be amended to reflect the new contract start date of June 1, 2012.

Except as set forth in this Amendment, and Board approved on June 11, 2012, all other terms of the contract remain in full force and effect.

DISTRICT	**CONSULTANT**
Capistrano Unified School District	**Westgroup Management, Inc.**
By: _____ Signature	By: _____ Signature
Terry Fluent	Timothy D. Holcomb Print Name
Director, Purchasing	Principal. Title
Date: 7/31/12	Date: 3 July 12

AMENDMENT NO. 2 TO INDEPENDENT CONTRACTOR AGREEMENT NO. ICA 1213052

BETWEEN

CAPISTRANO UNIFIED SCHOOL DISTRICT

AND

WESTGROUP MANAGEMENT, INC.

Independent Contractor Agreement No. ICA 1213052 called for services to be rendered at the amended contract term commencing June 1, 2012 through June 30, 2013.

The contract with Westgroup Management, Inc. shall be amended to increase the not to exceed amount to $75,000 for additional services as needed by the District.

Except as set forth in this Amendment, and Board approved on June 11, 2012, all other terms of the contract remain in full force and effect.

DISTRICT	**CONSULTANT**
Capistrano Unified School District	**Westgroup Management, Inc.**
By: _____ Signature	By: _____ Signature
Terry Fluent	Timothy D. Holcomb
	Print Name
Director, Purchasing	Principal
	Title
Date: 10/15/12	Date: 13SEP12

AMENDMENT NO. 3 TO INDEPENDENT CONTRACTOR AGREEMENT NO. ICA 1213052

BETWEEN

CAPISTRANO UNIFIED SCHOOL DISTRICT

AND

WESTGROUP MANAGEMENT, INC.

Independent Contractor Agreement No. ICA 1213052 called for services to be rendered at the amended contract term commencing June 1, 2012 through June 30, 2013.

The contract with Westgroup Management, Inc. shall be amended to increase the not to exceed amount to $125,000 for additional services as needed by the District. This amount may be increased by mutual agreement of both parties by written agreement.

Except as set forth in this Amendment, and Board approved on June 11, 2012, all other terms of the contract remain in full force and effect.

DISTRICT	**CONSULTANT**
Capistrano Unified School District	**Westgroup Management, Inc.**
By: _____ Signature	By: _____ Signature
Terry Fluent	Timothy S Holcomb
	Print Name
Director, Purchasing	Principal
	Title
Date: 1/7/13	Date: 17 DEC 2012

RECEIVED
DEC 20 2012
PURCHASING

262

AMENDMENT TO MASTER CONTRACT AGREEMENT

NO. MCA 1213053

BETWEEN

CAPISTRANO UNIFIED SCHOOL DISTRICT

AND

DEVEREUX LEAGUE CITY

Agreement No. MCA 1213053 called for nonsectarian, nonpublic school/agency services to be provided at the fees shown in the agreement.

This amendment shall incorporate Addendum A through Addendum D adding new terms and conditions.

Except as set forth in this Amendment to Agreement, and Board approved on June 27, 2012, all other terms of the contract remain in full force and effect.

DISTRICT	**CONTRACTOR**
Capistrano Unified School District	**Devereux League City**
By: _____ Signature	By: _____ Signature
Terry Fluent Print Name	_____ Print Name
Director, Purchasing Title	_____ Title
Date: _____	Date: _____

Devereux
TEXAS TREATMENT NETWORK

CONTRACT YEAR_____

CONTRACT NUMBER_____

ADDENDUM A
To the
NONPUBLIC, NONSECTARIAN SCHOOL SERVICES
MASTER CONTRACT

EMPLOYEE CLEARANCE

The California Department of Education requires out-of-state facilities to meet the statute or regulation within their respective state regarding fingerprinting and criminal background investigation. Devereux Texas Treatment Network completes criminal history clearances through Texas Department of Justice (TDOJ) on all staff. Attached is the State statute to which we adhere. A complete staff list with criminal history clearance dates and tuberculosis screening is submitted to the California Department of Education on a monthly basis.

Our Human Resources Department completes the following pre-employment background checks:

Criminal History Check/all (secure.txdps.state.tx.us)
Criminal History Check with Fingerprinting (applicants residing out of state within prior 5 years) (www.dfps.state.tx.us, www.backgroundsonline.com)
Sex Offender Registry Check (www.sexoffender.com)
FACIS (Fraud and Abuse Control Information System) includes OIG (www.verisys.com)
CANRIS (Child Abuse and Neglect Registry Information System)
Misconduct Registry Check
Driver's License Check (through ADR Program)
Professional Licensure Verification (if applicable)

<<Prev Rule

Texas Administrative Code

Next Rule>>

TITLE 40	SOCIAL SERVICES AND ASSISTANCE
PART 19	DEPARTMENT OF FAMILY AND PROTECTIVE SERVICES
CHAPTER 745	LICENSING
SUBCHAPTER F	BACKGROUND CHECKS
DIVISION 2	**REQUESTING BACKGROUND CHECKS**
RULE §745.611	**What are background checks?**

There are four types of background checks:

(1) A name-based criminal history check: the Department of Public Safety (DPS) conducts a comparative search between a person's name and the DPS database of crimes committed in the State of Texas;

(2) A fingerprint-based criminal history check: DPS and the Federal Bureau of Investigation (FBI) conduct comparative searches between a person's fingerprints and the DPS database of crimes committed in the State of Texas and the FBI database of crimes committed anywhere in the United States, respectively;

(3) A DFPS central registry check: DFPS conducts a comparative search between a person's name and the DFPS central registry, which is a DFPS database of people who have been found by DFPS's divisions of Child Protective Services, Adult Protective Services, or Licensing to have abused or neglected a child; and

(4) An out-of-state central registry check: a comparative search between a person's name and another state's database of persons who have been found to have abused or neglected a child.

Source Note: The provisions of this §745.611 adopted to be effective March 1, 2002, 27 TexReg 965; amended to be effective June 1, 2008, 33 TexReg 4190

Next Page Previous Page

List of Titles Back to List

HOME | TEXAS REGISTER | TEXAS ADMINISTRATIVE CODE | OPEN MEETINGS | HELP

<<Prev Rule

Texas Administrative Code

Next Rule>>

TITLE 40	SOCIAL SERVICES AND ASSISTANCE
PART 19	DEPARTMENT OF FAMILY AND PROTECTIVE SERVICES
CHAPTER 745	LICENSING
SUBCHAPTER F	BACKGROUND CHECKS
DIVISION 2	**REQUESTING BACKGROUND CHECKS**
RULE §745.615	**On whom must I request background checks?**

(a) You must request a name-based criminal history check and a DFPS central registry check for:

(1) The director, owner, and operator of the operation;

(2) Each person employed at the operation;

(3) Each prospective employee at the operation;

(4) Each current or prospective foster parent providing foster care through a child-placing agency;

(5) Each prospective adoptive parent seeking to adopt through a child-placing agency;

(6) Each person at least 14 years of age, other than a client in care, who:

(A) Is counted in child-to-caregiver ratios in accordance with the relevant minimum standards;

(B) Will reside in a prospective adoptive home if the adoption is through a child-placing agency;

(C) Has unsupervised access to children in care at the operation; or

(D) Resides in the operation;

(7) Each person 14 years of age or older, other than a client in care, who will regularly or frequently be staying or working at an operation or prospective adoptive home while children are in care;

(8) Applicants for a child-care administrator's license; and

(9) Each substitute employee, unless you confirm that the organization providing the substitute employee has completed a background check for the person through DFPS within the last 24 months.

(b) In addition:

(1) Before placing a child for whom DFPS is the managing conservator with the agency or in the home, a child-placing agency, independent foster home, and independent foster group home that will accept the placement of children in the conservatorship of DFPS must request a fingerprint-based criminal history check request for:

(A) Any person who applies to be a foster or adoptive parent, including a person that has previously adopted a child unless the person is also verified as a foster or adoptive home;

(B) Any person acting as a caregiver for foster children in the foster home, including a substitute employee; and

(C) Any person 18 years of age or older living in the home of a foster or adoptive parent applicant.

(2) A child-care center, before or after-school program, or school-age program must request a fingerprint-based criminal history check for each person who is required to have a name-based background check under subsection (a) of this section unless the person only meets subsection (a)(7) of this section of the name-based check requirements.

(3) You must request a fingerprint-based criminal history check for each person whose name is submitted for a background check under subsection (a) of this section if:

(A) The person has lived in another state any time during the previous five years; or

(B) There is reason to suspect other criminal history exists in another state.

(c) In addition, child-placing agencies and independent foster homes that will accept the placement of children in the conservatorship of DFPS must request an out-of-state central registry check for a foster or adoptive parent applicant who has lived outside of the state any time during the previous five years preceding the person's application to become a foster or adoptive parent.

(d) You do not have to request a background check on a professional who is licensed or is required to have a background check to meet compliance with another governmental entity's requirements if:

(1) You do not employ or contract with the professional;

(2) The professional will only be present at the child-care operation in an official capacity; and

(3) For day care operations, you obtain written parental consent before allowing the professional to have unsupervised access to a child in care.

Source Note: The provisions of this §745.615 adopted to be effective June 1, 2010, 35 TexReg 4184; amended to be effective December 1, 2010, 35 TexReg 10236; amended to be effective March 1, 2012, 37 TexReg 921

Next Page Previous Page

List of Titles | Back to List

HOME | TEXAS REGISTER | TEXAS ADMINISTRATIVE CODE | OPEN MEETINGS | HELP

<<Prev Rule

Texas Administrative Code

Next Rule>>

TITLE 40	SOCIAL SERVICES AND ASSISTANCE
PART 19	DEPARTMENT OF FAMILY AND PROTECTIVE SERVICES
CHAPTER 745	LICENSING
SUBCHAPTER F	BACKGROUND CHECKS
DIVISION 2	**REQUESTING BACKGROUND CHECKS**
RULE §745.625	**When must I submit a request for a background check?**

You must submit a request for a background check for all persons required to have a background check under §745.615 of this title (relating to On whom must I request background checks?):

(1) At the time you submit your application for a permit to us;

(2) At the time you hire someone;

(3) At the time you contract with someone who requires a background check;

(4) At the time a person applies to be a foster or adoptive parent;

(5) At the time a non-client resident 14 years or older moves into your home or operation, or a non-client resident living in your home or operation becomes 14 years old;

(6) At the time you become aware of anyone requiring a background check under §745.615 of this title; and

(7) Every 24 months after each person's background check was first submitted.

Source Note: The provisions of this §745.625 adopted to be effective March 1, 2002, 27 TexReg 965; amended to be effective December 1, 2005, 30 TexReg 7491; amended to be effective June 1, 2008, 33 TexReg 4190; amended to be effective June 1, 2010, 35 TexReg 4184

Next Page Previous Page

List of Titles Back to List

HOME | TEXAS REGISTER | TEXAS ADMINISTRATIVE CODE | OPEN MEETINGS | HELP

Devereux
TEXAS TREATMENT NETWORK

Addendum B

SERVICE FEE DESCRIPTION FOR ORANGE COUNTY, CALIFORNIA
FISCAL YEAR 2012/13: JULY 1, 2012 - JUNE 30, 2013

League City

Long Term Adolescent (Unit 4 & 5)	Per Diem	Days	Annual Cost	Rate/365 Days
Room & Board	$215.00	365	$78,475.00	
Mental Health	$126.23	365	$46,073.95	
Special Education	$120.38	250	$30,095.00	
Total Per Diem			$154,643.95	$424.00

Young Adult Program (Unit 1)	Per Diem	Days	Annual Cost	Rate/365 Days
Room & Board	$215.00	365	$78,475.00	
Mental Health	$166.77	365	$60,871.05	
Special Education	$108.17	250	$27,042.50	
Total Per Diem			$166,388.55	$456.00

Evaluation & Stabilization Program (Unit 3 & 6)	Per Diem	Days	Annual Cost	Rate/365 Days
Room & Board	$215.00	365	$78,475.00	
Mental Health	$172.77	365	$63,061.05	
Special Education	$125.94	250	$31,485.00	
Total Per Diem			$173,021.05	$474.00

Related Services Applicable to all League City Programs	Rate	Frequency		
One-to-One Supervision	$20.00	Per Hour		
Speech & Language Services	$80.00	Per Session		
Psychological / Education Evaluation	$460.00	Per Evaluation	Fee varies	

Victoria

Children's Treatment Program	Per Diem	Days	Annual Cost	Rate/365 Days
Room & Board	$176.00	365	$64,240.00	
Mental Health	$64.77	365	$23,641.05	
Special Education	$135.96	250	$33,990.00	
Total Per Diem			$121,871.05	$334.00

Adult-Intensive Residential Education	Per Diem	Days	Annual Cost	Rate/365 Days
Room & Board	$215.00	365	$78,475.00	
Mental Health	$38.41	365	$14,019.65	
Special Education	$98.85	250	$24,712.50	
Total Per Diem			$117,207.15	$321.00

Related Services Applicable to all Victoria Programs	Rate	Frequency		
One-to-One Supervision	$20.00	Per Hour		
Speech & Language Services	$135.00	Per Hour		
Speech & Language Evaluation	$260.00	Per Evaluation		
Occupational Therapy	$270.00	Per hour		
Occupational Therapy Evaluation	$300.00	Per Evaluation		
Psychological / Education Evaluation	$400.00	Per Evaluation	Fee varies	

Devereux
TEXAS TREATMENT NETWORK

CONTRACT YEAR _____

CONTRACT NUMBER _____

ADDENDUM C
To the
NONPUBLIC, NONSECTARIAN SCHOOL SERVICES
MASTER CONTRACT

PROGRESS REPORTS

Progress reports relating to goals and objectives in a pupil's IEP and other data required for review shall be sent by CONTRACTOR to DISTRICT / LEA and parents every ninety (90) days from student's date of admission. Upon request, an updated report shall be provided if there is no current progress report whenever a pupil is scheduled for an IEP review by DISTRICT's IEP team or when a pupil's enrollment is terminated.

CONTRACTOR will not charge the DISTRICT / LEA or student's parent(s) for the provision of progress reports, report cards, and/or any interviews or meetings, however, Psychological and Educational Evaluations are not performed by Devereux staff and reimbursement for this assessment is required. Please refer to the Service Fee Description. Psychological and Educational Evaluations are scheduled at the request of the DISTRICT / LEA and as required for the triennial IEP.

Addendum E - NPS Calendar

CENTER/PROGRAM: DEVEREUX FOUNDATION
Texas - League City Education
FISCAL YEAR 2012/2013

Last Revised: June 6, 2012

Year 2012

Month	M	T	W	T	F	M	T	W	T	F	M	T	W	T	F	M	T	W	T	F	M	T	W	T	F	School Days	Teacher Vacation Holiday Days	Week ends	Total Days
JULY	2	3	4	5	6	9	10	11	12	13	16	17	18	19	20	23	24	25	26	27	30	31				21	1	9	31
	E	E	H	E	E	E	E	E	E	E	E	E	E	E	E	E	E	E	E	E	E	E							
AUG			1	2	3	6	7	8	9	10	13	14	15	16	17	20	21	22	23	24	27	28	29	30	31	23	0	8	31
			E	E	E	E	E	E	E	E	E	E	E	E	E	E	E	E	E	E	E	E	E	E	E				
SEPT	3	4	5	6	7	10	11	12	13	14	17	18	19	20	21	24	25	26	27	28						19	1	10	30
	T	S	S	S	S	S	S	S	S	S	S	S	S	S	S	S	S	S	S	S									
OCT	1	2	3	4	5	8	9	10	11	12	15	16	17	18	19	22	23	24	25	26	29	30	31			23	0	8	31
	S	S	S	S	S	S	S	S	S	S	S	S	S	S	S	S	S	S	S	S	S	S	S						
NOV				1	2	5	6	7	8	9	12	13	14	15	16	19	20	21	22	23	26	27	28	29	30	20	2	8	30
				S	S	S	S	S	S	S	S	S	S	S	S	S	S	S	H	H	S	S	S	S	S				
DEC	3	4	5	6	7	10	11	12	13	14	17	18	19	20	21	24	25	26	27	28	31					19	2	10	31
	S	S	S	S	S	S	S	S	S	S	S	S	S	S	S	H	H	S	S	S	S								

Year 2013

Month	M	T	W	T	F	M	T	W	T	F	M	T	W	T	F	M	T	W	T	F	M	T	W	T	F	School Days	Teacher Vacation Holiday Days	Week ends	Total Days
JAN		1	2	3	4	7	8	9	10	11	14	15	16	17	18	21	22	23	24	25	28	29	30	31		21	2	8	31
		H	S	S	S	S	S	S	S	S	S	S	S	S	S	T	S	S	S	S	S	S	S	S					
FEB					1	4	5	6	7	8	11	12	13	14	15	18	19	20	21	22	25	26	27	28		20	0	8	28
					S	S	S	S	S	S	S	S	S	S	S	S	S	S	S	S	S	S	S	S					
MAR					1	4	5	6	7	8	11	12	13	14	15	18	19	20	21	22	25	26	27	28	29	20	1	10	31
					S	S	S	S	S	S	S	S	S	S	S	S	S	S	S	S	S	S	S	S	H				
APR	1	2	3	4	5	8	9	10	11	12	15	16	17	18	19	22	23	24	25	26	29	30				22	0	8	30
	S	S	S	S	S	S	S	S	S	S	S	S	S	S	S	S	S	S	S	S	S	S							
MAY			1	2	3	6	7	8	9	10	13	14	15	16	17	20	21	22	23	24	27	28	29	30	31	22	1	8	31
			S	S	S	S	S	S	S	S	S	S	S	S	S	S	S	S	S	S	H	S	S	S	S				
JUNE	3	4	5	6	7	10	11	12	13	14	17	18	19	20	21	24	25	26	27	28						20	0	10	30
	S	S	S	S	S	S	S	S	S	S	S	S	S	S	S	S	S	S	S	S									

S = Regular School Day
H = Holiday
V = Vacation
T = Teacher
E = Extended School Day
W = School Closed due to Emergency (Weather, etc.)

TOTAL July 2012 - June 2013	250	10	105	365

CMHC ID NO.	CENSUS SITE	ORACLE CENTER	PROGRAM	STATE
2151 - 460CAL1		460	11-2151	TX

G:\Admin\Contracts\Agency\FY 2012-13\Addendum E NPS Calendar LC FY 2012-13 6/6/2012

Devereux
TEXAS TREATMENT NETWORK

CONTRACT YEAR _____

CONTRACT NUMBER _____

ADDENDUM D
To the
NONPUBLIC, NONSECTARIAN SCHOOL SERVICES
MASTER CONTRACT

INDEMNIFICATION – Mutual Indemnification is required

LEA agrees to indemnify, defend and hold harmless the CONTRACTOR, and their respective directors, officers, employees, and agents from and against any claims, damages, judgements, penalties, and/or attorneys' fees for bodily injury, property damage or death arising out of or connected with any act, alleged act, omission or neglect of LEA, its agents or employees in the performance of services or duties under this agreement.

CONTRACTOR agrees to indemnify, defend and hold harmless the LEA, and their respective directors, officers, employees, and agents from and against any claims, damages, judgements, penalties, and/or attorneys' fees for bodily injury, property damage or death arising out of or connected with any act, alleged act, omission or neglect of the CONTRACTOR, its agents or employees in the performance of their services or duties under this Agreement, to the extent that the claimant alleges the CONTRACTOR'S acts or omissions were the cause of claimant's injuries or damages.

Addendum E - NPS Calendar

CENTER/PROGRAM: DEVEREUX FOUNDATION
Texas - League City Education
FISCAL YEAR 2012/2013

Last Revised: February 3, 2012

Year 2012

Month	M	T	W	T	F	M	T	W	T	F	M	T	W	T	F	M	T	W	T	F	M	T	W	T	F	School Days	Teacher Vacation Holiday Days	Week ends	Total Days
JULY	2	3	4	5	6	9	10	11	12	13	16	17	18	19	20	23	24	25	26	27	30	31				21	1	9	31
	E	E	H	E	E	E	E	E	E	E	E	E	E	E	E	E	E	E	E	E	E	E							
AUG			1	2	3	6	7	8	9	10	13	14	15	16	17	20	21	22	23	24	27	28	29	30	31	23	0	8	31
			E	E	E	E	E	E	E	E	E	E	E	E	E	E	E	E	E	E	E	E	E	E	E				
SEPT	3	4	5	6	7	10	11	12	13	14	17	18	19	20	21	24	25	26	27	28						19	1	10	30
	T	S	S	S	S	S	S	S	S	S	S	S	S	S	S	S	S	S	S	S									
OCT	1	2	3	4	5	8	9	10	11	12	15	16	17	18	19	22	23	24	25	26	29	30	31			23	0	8	31
	S	S	S	S	S	S	S	S	S	S	S	S	S	S	S	S	S	S	S	S	S	S	S						
NOV				1	2	5	6	7	8	9	12	13	14	15	16	19	20	21	22	23	26	27	28	29	30	20	2	8	30
				S	S	S	S	S	S	S	S	S	S	S	S	S	S	S	H	H	S	S	S	S	S				
DEC	3	4	5	6	7	10	11	12	13	14	17	18	19	20	21	24	25	26	27	28	31					19	2	10	31
	S	S	S	S	S	S	S	S	S	S	S	S	S	S	S	S	H	H	S	S	S								

Year 2013

Month	M	T	W	T	F	M	T	W	T	F	M	T	W	T	F	M	T	W	T	F	M	T	W	T	F	School Days	Teacher Vacation Holiday Days	Week ends	Total Days
JAN		1	2	3	4	7	8	9	10	11	14	15	16	17	18	21	22	23	24	25	28	29	30	31		21	2	8	31
		H	S	S	S	S	S	S	S	S	S	S	S	S	S	T	S	S	S	S	S	S	S	S					
FEB					1	4	5	6	7	8	11	12	13	14	15	18	19	20	21	22	25	26	27	28		20	0	8	28
					S	S	S	S	S	S	S	S	S	S	S	S	S	S	S	S	S	S	S	S					
MAR					1	4	5	6	7	8	11	12	13	14	15	18	19	20	21	22	25	26	27	28	29	20	1	10	31
					S	S	S	S	S	S	S	S	S	S	S	S	S	S	S	S	S	S	S	S	H				
APR	1	2	3	4	5	8	9	10	11	12	15	16	17	18	19	22	23	24	25	26	29	30				22	0	8	30
	S	S	S	S	S	S	S	S	S	S	S	S	S	S	S	S	S	S	S	S	S	S							
MAY			1	2	3	6	7	8	9	10	13	14	15	16	17	20	21	22	23	24	27	28	29	30	31	22	1	8	31
			S	S	S	S	S	S	S	S	S	S	S	S	S	S	S	S	S	S	H	S	S	S	S				
JUNE	3	4	5	6	7	10	11	12	13	14	17	18	19	20	21	24	25	26	27	28						20	0	10	30
	S	S	S	S	S	S	S	S	S	S	S	S	S	S	S	S	S	S	S	S									

	School Days	Teacher Vacation Holiday Days	Week ends	Total Days
TOTAL July 2012 - June 2013	250	10	105	365

S = Regular School Day
H = Holiday
V = Vacation
T = Teacher
E = Extended School Day
W = School Closed due to Emergency (Weather, etc.)

CMHC ID NO.	CENSUS SITE	ORACLE CENTER	PROGRAM	STATE
2151 - 460CAL1		460	11-2151	TX

G:\Admin\Contracts\Agency\FY 2012-13\Addendum E NPS Calendar LC FY 2012-13 5/7/2012

Addendum E - NPS Calendar

CENTER/PROGRAM: DEVEREUX FOUNDATION
Texas - Victoria Education
FISCAL YEAR 2012/2013

Last Revised: February 3, 2012

Year 2012

Month	M	T	W	T	F	M	T	W	T	F	M	T	W	T	F	M	T	W	T	F	M	T	W	T	F	School Days	Teacher Vacation Holiday Days	Week ends	Total Days
JULY	2	3	4	5	6	9	10	11	12	13	16	17	18	19	20	23	24	25	26	27	30	31				21	1	9	31
	E	E	H	E	E	E	E	E	E	E	E	E	E	E	E	E	E	E	E	E	E	E							
AUG			1	2	3	6	7	8	9	10	13	14	15	16	17	20	21	22	23	24	27	28	29	30	31	22	1	8	31
			E	E	E	E	E	E	E	E	E	E	E	E	T	E	E	E	E	E	E	E	E	E	E				
SEPT	3	4	5	6	7	10	11	12	13	14	17	18	19	20	21	24	25	26	27	28						19	1	10	30
	H	S	S	S	S	S	S	S	S	S	S	S	S	S	S	S	S	S	S	S									
OCT	1	2	3	4	5	8	9	10	11	12	15	16	17	18	19	22	23	24	25	26	29	30	31			23	0	8	31
	S	S	S	S	S	S	S	S	S	S	S	S	S	S	S	S	S	S	S	S	S	S	S						
NOV				1	2	5	6	7	8	9	12	13	14	15	16	19	20	21	22	23	26	27	28	29	30	20	2	8	30
				S	S	S	S	S	S	S	S	S	S	S	S	S	S	S	H	H	S	S	S	S	S				
DEC	3	4	5	6	7	10	11	12	13	14	17	18	19	20	21	24	25	26	27	28	31					19	2	10	31
	S	S	S	S	S	S	S	S	S	S	S	S	S	S	S	H	H	S	S	S	S								

Year 2013

Month	M	T	W	T	F	M	T	W	T	F	M	T	W	T	F	M	T	W	T	F	M	T	W	T	F	School Days	Teacher Vacation Holiday Days	Week ends	Total Days
JAN		1	2	3	4	7	8	9	10	11	14	15	16	17	18	21	22	23	24	25	28	29	30	31		21	2	8	31
		H	S	S	S	S	S	S	S	S	S	S	S	S	S	T	S	S	S	S	S	S	S	S					
FEB					1	4	5	6	7	8	11	12	13	14	15	18	19	20	21	22	25	26	27	28		20	0	8	28
					S	S	S	S	S	S	S	S	S	S	S	S	S	S	S	S	S	S	S	S					
MAR					1	4	5	6	7	8	11	12	13	14	15	18	19	20	21	22	25	26	27	28	29	21	0	10	31
					S	S	S	S	S	S	S	S	S	S	S	S	S	S	S	S	S	S	S	S	S				
APR	1	2	3	4	5	8	9	10	11	12	15	16	17	18	19	22	23	24	25	26	29	30				22	0	8	30
	S	S	S	S	S	S	S	S	S	S	S	S	S	S	S	S	S	S	S	S	S	S							
MAY			1	2	3	6	7	8	9	10	13	14	15	16	17	20	21	22	23	24	27	28	29	30	31	22	1	8	31
			S	S	S	S	S	S	S	S	S	S	S	S	S	S	S	S	S	S	H	S	S	S	S				
JUNE	3	4	5	6	7	10	11	12	13	14	17	18	19	20	21	24	25	26	27	28						20	0	10	30
	S	S	S	S	S	S	S	S	S	S	S	S	S	S	S	S	S	S	S	S									

TOTAL July 2012 - June 2013

School Days	Teacher Vacation Holiday Days	Week ends	Total Days
250	10	105	365

S = Regular School Day
H = Holiday
V = Vacation
T = Teacher
E = Extended School Day
W = School Closed due to Emergency (Weather, etc.)

CMHC ID NO.	CENSUS SITE	ORACLE CENTER	PROGRAM	STATE
7192 - 460CAL4		460	11-7192	TX

G:\Admin\Contracts\Agency\FY 2012-13\Addendum E NPS Calendar Vict FY 2012-13 5/7/2012

CENTER/PROGRAM: DEVEREUX FOUNDATION
Texas - League City Education
FISCAL YEAR 2012/2013

Last Revised: February 3, 2012

Year 2012

Month	M	T	W	T	F	M	T	W	T	F	M	T	W	T	F	M	T	W	T	F	M	T	W	T	F	School Days	Teacher Vacation Holiday Days	Week ends	Total Days
JULY	2	3	4	5	6	9	10	11	12	13	16	17	18	19	20	23	24	25	26	27	30	31				21	1	9	31
	E	E	H	E	E	E	E	E	E	E	E	E	E	E	E	E	E	E	E	E	E	E							
AUG			1	2	3	6	7	8	9	10	13	14	15	16	17	20	21	22	23	24	27	28	29	30	31	23	0	8	31
			E	E	E	E	E	E	E	E	E	E	E	E	E	E	E	E	E	E	E	E	E	E	E				
SEPT	3	4	5	6	7	10	11	12	13	14	17	18	19	20	21	24	25	26	27	28						19	1	10	30
	T	S	S	S	S	S	S	S	S	S	S	S	S	S	S	S	S	S	S	S									
OCT	1	2	3	4	5	8	9	10	11	12	15	16	17	18	19	22	23	24	25	26	29	30	31			23	0	8	31
	S	S	S	S	S	S	S	S	S	S	S	S	S	S	S	S	S	S	S	S	S	S	S						
NOV				1	2	5	6	7	8	9	12	13	14	15	16	19	20	21	22	23	26	27	28	29	30	20	2	8	30
				S	S	S	S	S	S	S	S	S	S	S	S	S	S	S	H	H	S	S	S	S	S				
DEC	3	4	5	6	7	10	11	12	13	14	17	18	19	20	21	24	25	26	27	28	31					19	2	10	31
	S	S	S	S	S	S	S	S	S	S	S	S	S	S	S	S	H	H	S	S	S								

Year 2013

Month	M	T	W	T	F	M	T	W	T	F	M	T	W	T	F	M	T	W	T	F	M	T	W	T	F	School Days	Teacher Vacation Holiday Days	Week ends	Total Days
JAN		1	2	3	4	7	8	9	10	11	14	15	16	17	18	21	22	23	24	25	28	29	30	31		21	2	8	31
		H	S	S	S	S	S	S	S	S	S	S	S	S	S	T	S	S	S	S	S	S	S	S					
FEB					1	4	5	6	7	8	11	12	13	14	15	18	19	20	21	22	25	26	27	28		20	0	8	28
					S	S	S	S	S	S	S	S	S	S	S	S	S	S	S	S	S	S	S	S					
MAR					1	4	5	6	7	8	11	12	13	14	15	18	19	20	21	22	25	26	27	28	29	20	1	10	31
					S	S	S	S	S	S	S	S	S	S	S	S	S	S	S	S	S	S	S	S	H				
APR	1	2	3	4	5	8	9	10	11	12	15	16	17	18	19	22	23	24	25	26	29	30				22	0	8	30
	S	S	S	S	S	S	S	S	S	S	S	S	S	S	S	S	S	S	S	S	S	S							
MAY			1	2	3	6	7	8	9	10	13	14	15	16	17	20	21	22	23	24	27	28	29	30	31	22	1	8	31
			S	S	S	S	S	S	S	S	S	S	S	S	S	S	S	S	S	S	H	S	S	S	S				
JUNE	3	4	5	6	7	10	11	12	13	14	17	18	19	20	21	24	25	26	27	28						20	0	10	30
	S	S	S	S	S	S	S	S	S	S	S	S	S	S	S	S	S	S	S	S									

	School Days	Teacher Vacation Holiday Days	Week ends	Total Days
TOTAL July 2012 - June 2013	250	10	105	365

S = Regular School Day
H = Holiday
V = Vacation
T = Teacher
E = Extended School Day
W = School Closed due to Emergency (Weather, etc.)

CMHC ID NO.	CENSUS SITE	ORACLE CENTER	PROGRAM	STATE
2151 - 460CAL1		460	11-2151	TX

G:\Admin\School Calendars\FY 12-13\League City 2012-2013 Educ 250-day cal 5/7/2012

CENTER/PROGRAM: **DEVEREUX FOUNDATION**
Texas - Victoria Education
FISCAL YEAR 2012/2013

Last Revised: February 3, 2012

Year 2012

Month	M	T	W	T	F	M	T	W	T	F	M	T	W	T	F	M	T	W	T	F	M	T	W	T	F	School Days	Teacher Vacation Holiday Days	Week ends	Total Days
JULY	2	3	4	5	6	9	10	11	12	13	16	17	18	19	20	23	24	25	26	27	30	31				21	1	9	31
	E	E	H	E	E	E	E	E	E	E	E	E	E	E	E	E	E	E	E	E	E	E							
AUG			1	2	3	6	7	8	9	10	13	14	15	16	17	20	21	22	23	24	27	28	29	30	31	22	1	8	31
			E	E	E	E	E	E	E	E	E	E	E	E	T	E	E	E	E	E	E	E	E	E	E				
SEPT	3	4	5	6	7	10	11	12	13	14	17	18	19	20	21	24	25	26	27	28						19	1	10	30
	H	S	S	S	S	S	S	S	S	S	S	S	S	S	S	S	S	S	S	S									
OCT	1	2	3	4	5	8	9	10	11	12	15	16	17	18	19	22	23	24	25	26	29	30	31			23	0	8	31
	S	S	S	S	S	S	S	S	S	S	S	S	S	S	S	S	S	S	S	S	S	S	S						
NOV				1	2	5	6	7	8	9	12	13	14	15	16	19	20	21	22	23	26	27	28	29	30	20	2	8	30
				S	S	S	S	S	S	S	S	S	S	S	S	S	S	S	H	H	S	S	S	S	S				
DEC	3	4	5	6	7	10	11	12	13	14	17	18	19	20	21	24	25	26	27	28	31					19	2	10	31
	S	S	S	S	S	S	S	S	S	S	S	S	S	S	S	H	H	S	S	S	S								

Year 2013

Month	M	T	W	T	F	M	T	W	T	F	M	T	W	T	F	M	T	W	T	F	M	T	W	T	F	School Days	Teacher Vacation Holiday Days	Week ends	Total Days
JAN		1	2	3	4	7	8	9	10	11	14	15	16	17	18	21	22	23	24	25	28	29	30	31		21	2	8	31
		H	S	S	S	S	S	S	S	S	S	S	S	S	S	T	S	S	S	S	S	S	S	S					
FEB					1	4	5	6	7	8	11	12	13	14	15	18	19	20	21	22	25	26	27	28		20	0	8	28
					S	S	S	S	S	S	S	S	S	S	S	S	S	S	S	S	S	S	S	S					
MAR					1	4	5	6	7	8	11	12	13	14	15	18	19	20	21	22	25	26	27	28	29	21	0	10	31
					S	S	S	S	S	S	S	S	S	S	S	S	S	S	S	S	S	S	S	S	S				
APR	1	2	3	4	5	8	9	10	11	12	15	16	17	18	19	22	23	24	25	26	29	30				22	0	8	30
	S	S	S	S	S	S	S	S	S	S	S	S	S	S	S	S	S	S	S	S	S	S							
MAY			1	2	3	6	7	8	9	10	13	14	15	16	17	20	21	22	23	24	27	28	29	30	31	22	1	8	31
			S	S	S	S	S	S	S	S	S	S	S	S	S	S	S	S	S	S	H	S	S	S	S				
JUNE	3	4	5	6	7	10	11	12	13	14	17	18	19	20	21	24	25	26	27	28						20	0	10	30
	S	S	S	S	S	S	S	S	S	S	S	S	S	S	S	S	S	S	S	S									

S = Regular School Day
H = Holiday
V = Vacation
T = Teacher
E = Extended School Day
W = School Closed due to Emergency (Weather, etc.)

TOTAL July 2012 - June 2013: 250 | 10 | 105 | 365

CMHC ID NO.	CENSUS SITE	ORACLE CENTER	PROGRAM	STATE
7192 - 460CAL4		460	11-7192	TX

G:\Admin\School Calendars\FY 12-13\Victoria 2012-2013 Educ 250-day cal 5/7/2012

AMENDMENT TO MASTER CONTRACT AGREEMENT

NO. MCA 1213054

BETWEEN

CAPISTRANO UNIFIED SCHOOL DISTRICT

AND

DEVEREUX VICTORIA

Agreement No. MCA 1213054 called for nonsectarian, nonpublic school/agency services to be provided at the fees shown in the agreement.

This amendment shall incorporate Addendum A through Addendum D adding new terms and conditions and young adult services to the contract.

Except as set forth in this Amendment to Agreement, and Board approved on June 27, 2012, all other terms of the contract remain in full force and effect.

DISTRICT	**CONTRACTOR**
Capistrano Unified School District	**Devereux Victoria**
By: _____ Signature	By: _____ Signature
Terry Fluent Print Name	_____ Print Name
Director, Purchasing Title	_____ Title
Date: _____	Date: _____

Devereux
TEXAS TREATMENT NETWORK

CONTRACT YEAR_____

CONTRACT NUMBER_____

ADDENDUM A
To the
NONPUBLIC, NONSECTARIAN SCHOOL SERVICES
MASTER CONTRACT

EMPLOYEE CLEARANCE

The California Department of Education requires out-of-state facilities to meet the statute or regulation within their respective state regarding fingerprinting and criminal background investigation. Devereux Texas Treatment Network completes criminal history clearances through Texas Department of Justice (TDOJ) on all staff. Attached is the State statute to which we adhere. A complete staff list with criminal history clearance dates and tuberculosis screening is submitted to the California Department of Education on a monthly basis.

Our Human Resources Department completes the following pre-employment background checks:

Criminal History Check/all (secure.txdps.state.tx.us)
Criminal History Check with Fingerprinting (applicants residing out of state within prior 5 years) (www.dfps.state.tx.us, www.backgroundsonline.com)
Sex Offender Registry Check (www.sexoffender.com)
FACIS (Fraud and Abuse Control Information System) includes OIG (www.verisys.com)
CANRIS (Child Abuse and Neglect Registry Information System)
Misconduct Registry Check
Driver's License Check (through ADR Program)
Professional Licensure Verification (if applicable)

<<Prev Rule

Texas Administrative Code

Next Rule>

TITLE 40	SOCIAL SERVICES AND ASSISTANCE
PART 19	DEPARTMENT OF FAMILY AND PROTECTIVE SERVICES
CHAPTER 745	LICENSING
SUBCHAPTER F	BACKGROUND CHECKS
DIVISION 2	**REQUESTING BACKGROUND CHECKS**
RULE §745.611	**What are background checks?**

There are four types of background checks:

(1) A name-based criminal history check: the Department of Public Safety (DPS) conducts a comparative search between a person's name and the DPS database of crimes committed in the State of Texas;

(2) A fingerprint-based criminal history check: DPS and the Federal Bureau of Investigation (FBI) conduct comparativ searches between a person's fingerprints and the DPS database of crimes committed in the State of Texas and the FBI database of crimes committed anywhere in the United States, respectively;

(3) A DFPS central registry check: DFPS conducts a comparative search between a person's name and the DFPS centr registry, which is a DFPS database of people who have been found by DFPS's divisions of Child Protective Services, Adult Protective Services, or Licensing to have abused or neglected a child; and

(4) An out-of-state central registry check: a comparative search between a person's name and another state's database o persons who have been found to have abused or neglected a child.

Source Note: The provisions of this §745.611 adopted to be effective March 1, 2002, 27 TexReg 965; amended to be effective June 1, 2008, 33 TexReg 4190

Next Page Previous Page

List of Titles | Back to List

HOME | TEXAS REGISTER | TEXAS ADMINISTRATIVE CODE | OPEN MEETINGS | HELP |

<<Prev Rule

Texas Administrative Code

Next Rule>

TITLE 40	SOCIAL SERVICES AND ASSISTANCE
PART 19	DEPARTMENT OF FAMILY AND PROTECTIVE SERVICES
CHAPTER 745	LICENSING
SUBCHAPTER F	BACKGROUND CHECKS
DIVISION 2	**REQUESTING BACKGROUND CHECKS**
RULE §745.615	**On whom must I request background checks?**

(a) You must request a name-based criminal history check and a DFPS central registry check for:

(1) The director, owner, and operator of the operation;

(2) Each person employed at the operation;

(3) Each prospective employee at the operation;

(4) Each current or prospective foster parent providing foster care through a child-placing agency;

(5) Each prospective adoptive parent seeking to adopt through a child-placing agency;

(6) Each person at least 14 years of age, other than a client in care, who:

(A) Is counted in child-to-caregiver ratios in accordance with the relevant minimum standards;

(B) Will reside in a prospective adoptive home if the adoption is through a child-placing agency;

(C) Has unsupervised access to children in care at the operation; or

(D) Resides in the operation;

(7) Each person 14 years of age or older, other than a client in care, who will regularly or frequently be staying or working at an operation or prospective adoptive home while children are in care;

(8) Applicants for a child-care administrator's license; and

(9) Each substitute employee, unless you confirm that the organization providing the substitute employee has complete a background check for the person through DFPS within the last 24 months.

(b) In addition:

(1) Before placing a child for whom DFPS is the managing conservator with the agency or in the home, a child-placing agency, independent foster home, and independent foster group home that will accept the placement of children in the conservatorship of DFPS must request a fingerprint-based criminal history check request for:

(A) Any person who applies to be a foster or adoptive parent, including a person that has previously adopted a child unless the person is also verified as a foster or adoptive home;

(B) Any person acting as a caregiver for foster children in the foster home, including a substitute employee; and

(C) Any person 18 years of age or older living in the home of a foster or adoptive parent applicant.

(2) A child-care center, before or after-school program, or school-age program must request a fingerprint-based criminal history check for each person who is required to have a name-based background check under subsection (a) of this section unless the person only meets subsection (a)(7) of this section of the name-based check requirements.

(3) You must request a fingerprint-based criminal history check for each person whose name is submitted for a background check under subsection (a) of this section if:

(A) The person has lived in another state any time during the previous five years; or

(B) There is reason to suspect other criminal history exists in another state.

(c) In addition, child-placing agencies and independent foster homes that will accept the placement of children in the conservatorship of DFPS must request an out-of-state central registry check for a foster or adoptive parent applicant wh has lived outside of the state any time during the previous five years preceding the person's application to become a foster or adoptive parent.

(d) You do not have to request a background check on a professional who is licensed or is required to have a backgroun check to meet compliance with another governmental entity's requirements if:

(1) You do not employ or contract with the professional;

(2) The professional will only be present at the child-care operation in an official capacity; and

(3) For day care operations, you obtain written parental consent before allowing the professional to have unsupervised access to a child in care.

Source Note: The provisions of this §745.615 adopted to be effective June 1, 2010, 35 TexReg 4184; amended to be effective December 1, 2010, 35 TexReg 10236; amended to be effective March 1, 2012, 37 TexReg 921

Next Page Previous Page

List of Titles Back to List

HOME | TEXAS REGISTER | TEXAS ADMINISTRATIVE CODE | OPEN MEETINGS | HELP

<<Prev Rule

Texas Administrative Code

Next Rule>

TITLE 40	SOCIAL SERVICES AND ASSISTANCE
PART 19	DEPARTMENT OF FAMILY AND PROTECTIVE SERVICES
CHAPTER 745	LICENSING
SUBCHAPTER F	BACKGROUND CHECKS
DIVISION 2	**REQUESTING BACKGROUND CHECKS**
RULE §745.625	**When must I submit a request for a background check?**

You must submit a request for a background check for all persons required to have a background check under §745.615 of this title (relating to On whom must I request background checks?):

(1) At the time you submit your application for a permit to us;

(2) At the time you hire someone;

(3) At the time you contract with someone who requires a background check;

(4) At the time a person applies to be a foster or adoptive parent;

(5) At the time a non-client resident 14 years or older moves into your home or operation, or a non-client resident livin in your home or operation becomes 14 years old;

(6) At the time you become aware of anyone requiring a background check under §745.615 of this title; and

(7) Every 24 months after each person's background check was first submitted.

Source Note: The provisions of this §745.625 adopted to be effective March 1, 2002, 27 TexReg 965; amended to be effective December 1, 2005, 30 TexReg 7491; amended to be effective June 1, 2008, 33 TexReg 4190; amended to be effective June 1, 2010, 35 TexReg 4184

Next Page Previous Page

List of Titles | Back to List

HOME | TEXAS REGISTER | TEXAS ADMINISTRATIVE CODE | OPEN MEETINGS | HELP

Devereux
TEXAS TREATMENT NETWORK

Addendum B

SERVICE FEE DESCRIPTION FOR ORANGE COUNTY, CALIFORNIA
FISCAL YEAR 2012/13: JULY 1, 2012 - JUNE 30, 2013

League City

Long Term Adolescent (Unit 4 & 5)	Per Diem	Days	Annual Cost	Rate/365 Days
Room & Board	$215.00	365	$78,475.00	
Mental Health	$126.23	365	$46,073.95	
Special Education	$120.38	250	$30,095.00	
Total Per Diem			$154,643.95	$424.00

Young Adult Program (Unit 1)	Per Diem	Days	Annual Cost	Rate/365 Days
Room & Board	$215.00	365	$78,475.00	
Mental Health	$166.77	365	$60,871.05	
Special Education	$108.17	250	$27,042.50	
Total Per Diem			$166,388.55	$456.00

Evaluation & Stabilization Program (Unit 3 & 6)	Per Diem	Days	Annual Cost	Rate/365 Days
Room & Board	$215.00	365	$78,475.00	
Mental Health	$172.77	365	$63,061.05	
Special Education	$125.94	250	$31,485.00	
Total Per Diem			$173,021.05	$474.00

Related Services Applicable to all League City Programs	Rate	Frequency		
One-to-One Supervision	$20.00	Per Hour		
Speech & Language Services	$80.00	Per Session		
Psychological / Education Evaluation	$460.00	Per Evaluation	Fee varies	

Victoria

Children's Treatment Program	Per Diem	Days	Annual Cost	Rate/365 Days
Room & Board	$176.00	365	$64,240.00	
Mental Health	$64.77	365	$23,641.05	
Special Education	$135.96	250	$33,990.00	
Total Per Diem			$121,871.05	$334.00

Adult-Intensive Residential Education	Per Diem	Days	Annual Cost	Rate/365 Days
Room & Board	$215.00	365	$78,475.00	
Mental Health	$38.41	365	$14,019.65	
Special Education	$98.85	250	$24,712.50	
Total Per Diem			$117,207.15	$321.00

Related Services Applicable to all Victoria Programs	Rate	Frequency		
One-to-One Supervision	$20.00	Per Hour		
Speech & Language Services	$135.00	Per Hour		
Speech & Language Evaluation	$260.00	Per Evaluation		
Occupational Therapy	$270.00	Per hour		
Occupational Therapy Evaluation	$300.00	Per Evaluation		
Psychological / Education Evaluation	$400.00	Per Evaluation	Fee varies	

Devereux
TEXAS TREATMENT NETWORK

CONTRACT YEAR _____

CONTRACT NUMBER _____

ADDENDUM C
To the
NONPUBLIC, NONSECTARIAN SCHOOL SERVICES
MASTER CONTRACT

PROGRESS REPORTS

Progress reports relating to goals and objectives in a pupil's IEP and other data required for review shall be sent by CONTRACTOR to DISTRICT / LEA and parents every ninety (90) days from student's date of admission. Upon request, an updated report shall be provided if there is no current progress report whenever a pupil is scheduled for an IEP review by DISTRICT's IEP team or when a pupil's enrollment is terminated.

CONTRACTOR will not charge the DISTRICT / LEA or student's parent(s) for the provision of progress reports, report cards, and/or any interviews or meetings, however, Psychological and Educational Evaluations are not performed by Devereux staff and reimbursement for this assessment is required. Please refer to the Service Fee Description. Psychological and Educational Evaluations are scheduled at the request of the DISTRICT / LEA and as required for the triennial IEP.

Addendum E - NPS Calendar

CENTER/PROGRAM: DEVEREUX FOUNDATION
Texas - League City Education
FISCAL YEAR 2012/2013

Last Revised: June 6, 2012

Year 2012

Month	M	T	W	T	F	M	T	W	T	F	M	T	W	T	F	M	T	W	T	F	M	T	W	T	F	School Days	Teacher Vacation Holiday Days	Week ends	Total Days
JULY	2	3	4	5	6	9	10	11	12	13	16	17	18	19	20	23	24	25	26	27	30	31				21	1	9	31
	E	E	H	E	E	E	E	E	E	E	E	E	E	E	E	E	E	E	E	E	E	E							
AUG			1	2	3	6	7	8	9	10	13	14	15	16	17	20	21	22	23	24	27	28	29	30	31	23	0	8	31
			E	E	E	E	E	E	E	E	E	E	E	E	E	E	E	E	E	E	E	E	E	E	E				
SEPT	3	4	5	6	7	10	11	12	13	14	17	18	19	20	21	24	25	26	27	28						19	1	10	30
	T	S	S	S	S	S	S	S	S	S	S	S	S	S	S	S	S	S	S	S									
OCT	1	2	3	4	5	8	9	10	11	12	15	16	17	18	19	22	23	24	25	26	29	30	31			23	0	8	31
	S	S	S	S	S	S	S	S	S	S	S	S	S	S	S	S	S	S	S	S	S	S	S						
NOV				1	2	5	6	7	8	9	12	13	14	15	16	19	20	21	22	23	26	27	28	29	30	20	2	8	30
				S	S	S	S	S	S	S	S	S	S	S	S	S	S	S	H	H	S	S	S	S	S				
DEC	3	4	5	6	7	10	11	12	13	14	17	18	19	20	21	24	25	26	27	28	31					19	2	10	31
	S	S	S	S	S	S	S	S	S	S	S	S	S	S	S	H	H	S	S	S	S								

Year 2013

Month	M	T	W	T	F	M	T	W	T	F	M	T	W	T	F	M	T	W	T	F	M	T	W	T	F	School Days	Teacher Vacation Holiday Days	Week ends	Total Days
JAN		1	2	3	4	7	8	9	10	11	14	15	16	17	18	21	22	23	24	25	28	29	30	31		21	2	8	31
		H	S	S	S	S	S	S	S	S	S	S	S	S	S	T	S	S	S	S	S	S	S	S					
FEB					1	4	5	6	7	8	11	12	13	14	15	18	19	20	21	22	25	26	27	28		20	0	8	28
					S	S	S	S	S	S	S	S	S	S	S	S	S	S	S	S	S	S	S	S					
MAR					1	4	5	6	7	8	11	12	13	14	15	18	19	20	21	22	25	26	27	28	29	20	1	10	31
					S	S	S	S	S	S	S	S	S	S	S	S	S	S	S	S	S	S	S	S	H				
APR	1	2	3	4	5	8	9	10	11	12	15	16	17	18	19	22	23	24	25	26	29	30				22	0	8	30
	S	S	S	S	S	S	S	S	S	S	S	S	S	S	S	S	S	S	S	S	S	S							
MAY			1	2	3	6	7	8	9	10	13	14	15	16	17	20	21	22	23	24	27	28	29	30	31	22	1	8	31
			S	S	S	S	S	S	S	S	S	S	S	S	S	S	S	S	S	S	H	S	S	S	S				
JUNE	3	4	5	6	7	10	11	12	13	14	17	18	19	20	21	24	25	26	27	28						20	0	10	30
	S	S	S	S	S	S	S	S	S	S	S	S	S	S	S	S	S	S	S	S									

S = Regular School Day
H = Holiday
V = Vacation
T = Teacher
E = Extended School Day
W = School Closed due to Emergency (Weather, etc.)

TOTAL July 2012 - June 2013	250	10	105	365

CMHC ID NO.	CENSUS SITE	ORACLE CENTER	PROGRAM	STATE
2151 - 460CAL1		460	11-2151	TX

Devereux
TEXAS TREATMENT NETWORK

CONTRACT YEAR _____

CONTRACT NUMBER _____

ADDENDUM D
To the
NONPUBLIC, NONSECTARIAN SCHOOL SERVICES
MASTER CONTRACT

INDEMNIFICATION – Mutual Indemnification is required

LEA agrees to indemnify, defend and hold harmless the CONTRACTOR, and their respective directors, officers, employees, and agents from and against any claims, damages, judgements, penalties, and/or attorneys' fees for bodily injury, property damage or death arising out of or connected with any act, alleged act, omission or neglect of LEA, its agents or employees in the performance of services or duties under this agreement.

CONTRACTOR agrees to indemnify, defend and hold harmless the LEA, and their respective directors, officers, employees, and agents from and against any claims, damages, judgements, penalties, and/or attorneys' fees for bodily injury, property damage or death arising out of or connected with any act, alleged act, omission or neglect of the CONTRACTOR, its agents or employees in the performance of their services or duties under this Agreement, to the extent that the claimant alleges the CONTRACTOR'S acts or omissions were the cause of claimant's injuries or damages.

Addendum E - NPS Calendar

CENTER/PROGRAM: DEVEREUX FOUNDATION
Texas - League City Education
FISCAL YEAR 2012/2013

Last Revised: February 3, 2012

Year 2012

Month	M	T	W	T	F	M	T	W	T	F	M	T	W	T	F	M	T	W	T	F	M	T	W	T	F	School Days	Teacher Vacation Holiday Days	Week ends	Total Days
JULY	2	3	4	5	6	9	10	11	12	13	16	17	18	19	20	23	24	25	26	27	30	31				21	1	9	31
	E	E	H	E	E	E	E	E	E	E	E	E	E	E	E	E	E	E	E	E	E	E							
AUG			1	2	3	6	7	8	9	10	13	14	15	16	17	20	21	22	23	24	27	28	29	30	31	23	0	8	31
			E	E	E	E	E	E	E	E	E	E	E	E	E	E	E	E	E	E	E	E	E	E	E				
SEPT	3	4	5	6	7	10	11	12	13	14	17	18	19	20	21	24	25	26	27	28						19	1	10	30
	T	S	S	S	S	S	S	S	S	S	S	S	S	S	S	S	S	S	S	S									
OCT	1	2	3	4	5	8	9	10	11	12	15	16	17	18	19	22	23	24	25	26	29	30	31			23	0	8	31
	S	S	S	S	S	S	S	S	S	S	S	S	S	S	S	S	S	S	S	S	S	S	S						
NOV				1	2	5	6	7	8	9	12	13	14	15	16	19	20	21	22	23	26	27	28	29	30	20	2	8	30
				S	S	S	S	S	S	S	S	S	S	S	S	S	S	S	H	H	S	S	S	S	S				
DEC	3	4	5	6	7	10	11	12	13	14	17	18	19	20	21	24	25	26	27	28	31					19	2	10	31
	S	S	S	S	S	S	S	S	S	S	S	S	S	S	S	S	H	H	S	S	S								

Year 2013

Month	M	T	W	T	F	M	T	W	T	F	M	T	W	T	F	M	T	W	T	F	M	T	W	T	F	School Days	Teacher Vacation Holiday Days	Week ends	Total Days
JAN		1	2	3	4	7	8	9	10	11	14	15	16	17	18	21	22	23	24	25	28	29	30	31		21	2	8	31
		H	S	S	S	S	S	S	S	S	S	S	S	S	S	T	S	S	S	S	S	S	S	S					
FEB					1	4	5	6	7	8	11	12	13	14	15	18	19	20	21	22	25	26	27	28		20	0	8	28
					S	S	S	S	S	S	S	S	S	S	S	S	S	S	S	S	S	S	S	S					
MAR					1	4	5	6	7	8	11	12	13	14	15	18	19	20	21	22	25	26	27	28	29	20	1	10	31
					S	S	S	S	S	S	S	S	S	S	S	S	S	S	S	S	S	S	S	S	H				
APR	1	2	3	4	5	8	9	10	11	12	15	16	17	18	19	22	23	24	25	26	29	30				22	0	8	30
	S	S	S	S	S	S	S	S	S	S	S	S	S	S	S	S	S	S	S	S	S	S							
MAY			1	2	3	6	7	8	9	10	13	14	15	16	17	20	21	22	23	24	27	28	29	30	31	22	1	8	31
			S	S	S	S	S	S	S	S	S	S	S	S	S	S	S	S	S	S	H	S	S	S	S				
JUNE	3	4	5	6	7	10	11	12	13	14	17	18	19	20	21	24	25	26	27	28						20	0	10	30
	S	S	S	S	S	S	S	S	S	S	S	S	S	S	S	S	S	S	S	S									

	School Days	Teacher Vacation Holiday Days	Week ends	Total Days
TOTAL July 2012 - June 2013	250	10	105	365

S = Regular School Day
H = Holiday
V = Vacation
T = Teacher
E = Extended School Day
W = School Closed due to Emergency (Weather, etc.)

CMHC ID NO.	CENSUS SITE	ORACLE CENTER	PROGRAM	STATE
2151 - 460CAL1		460	11-2151	TX

G:\Admin\Contracts\Agency\FY 2012-13\Addendum E NPS Calendar LC FY 2012-13 5/7/2012

Addendum E - NPS Calendar

CENTER/PROGRAM: DEVEREUX FOUNDATION
Texas - Victoria Education
FISCAL YEAR 2012/2013

Last Revised: February 3, 2012

Year 2012

Month	M	T	W	T	F	M	T	W	T	F	M	T	W	T	F	M	T	W	T	F	M	T	W	T	F	School Days	Teacher Vacation Holiday Days	Week ends	Total Days
JULY	2	3	4	5	6	9	10	11	12	13	16	17	18	19	20	23	24	25	26	27	30	31				21	1	9	31
	E	E	H	E	E	E	E	E	E	E	E	E	E	E	E	E	E	E	E	E	E	E							
AUG			1	2	3	6	7	8	9	10	13	14	15	16	17	20	21	22	23	24	27	28	29	30	31	22	1	8	31
			E	E	E	E	E	E	E	E	E	E	E	E	T	E	E	E	E	E	E	E	E	E	E				
SEPT	3	4	5	6	7	10	11	12	13	14	17	18	19	20	21	24	25	26	27	28						19	1	10	30
	H	S	S	S	S	S	S	S	S	S	S	S	S	S	S	S	S	S	S	S									
OCT	1	2	3	4	5	8	9	10	11	12	15	16	17	18	19	22	23	24	25	26	29	30	31			23	0	8	31
	S	S	S	S	S	S	S	S	S	S	S	S	S	S	S	S	S	S	S	S	S	S	S						
NOV				1	2	5	6	7	8	9	12	13	14	15	16	19	20	21	22	23	26	27	28	29	30	20	2	8	30
				S	S	S	S	S	S	S	S	S	S	S	S	S	S	S	H	H	S	S	S	S	S				
DEC	3	4	5	6	7	10	11	12	13	14	17	18	19	20	21	24	25	26	27	28	31					19	2	10	31
	S	S	S	S	S	S	S	S	S	S	S	S	S	S	S	H	H	S	S	S	S								

Year 2013

Month	M	T	W	T	F	M	T	W	T	F	M	T	W	T	F	M	T	W	T	F	M	T	W	T	F	School Days	Teacher Vacation Holiday Days	Week ends	Total Days
JAN		1	2	3	4	7	8	9	10	11	14	15	16	17	18	21	22	23	24	25	28	29	30	31		21	2	8	31
		H	S	S	S	S	S	S	S	S	S	S	S	S	S	T	S	S	S	S	S	S	S	S					
FEB					1	4	5	6	7	8	11	12	13	14	15	18	19	20	21	22	25	26	27	28		20	0	8	28
					S	S	S	S	S	S	S	S	S	S	S	S	S	S	S	S	S	S	S	S					
MAR					1	4	5	6	7	8	11	12	13	14	15	18	19	20	21	22	25	26	27	28	29	21	0	10	31
					S	S	S	S	S	S	S	S	S	S	S	S	S	S	S	S	S	S	S	S	S				
APR	1	2	3	4	5	8	9	10	11	12	15	16	17	18	19	22	23	24	25	26	29	30				22	0	8	30
	S	S	S	S	S	S	S	S	S	S	S	S	S	S	S	S	S	S	S	S	S	S							
MAY			1	2	3	6	7	8	9	10	13	14	15	16	17	20	21	22	23	24	27	28	29	30	31	22	1	8	31
			S	S	S	S	S	S	S	S	S	S	S	S	S	S	S	S	S	S	H	S	S	S	S				
JUNE	3	4	5	6	7	10	11	12	13	14	17	18	19	20	21	24	25	26	27	28						20	0	10	30
	S	S	S	S	S	S	S	S	S	S	S	S	S	S	S	S	S	S	S	S									

S = Regular School Day
H = Holiday
V = Vacation
T = Teacher
E = Extended School Day
W = School Closed due to Emergency (Weather, etc.)

TOTAL July 2012 - June 2013	250	10	105	365

CMHC ID NO.	CENSUS SITE	ORACLE CENTER	PROGRAM	STATE
7192 - 460CAL4		460	11-7192	TX

G:\Admin\Contracts\Agency\FY 2012-13\Addendum E NPS Calendar Vict FY 2012-13 5/7/2012

CENTER/PROGRAM:	DEVEREUX FOUNDATION Texas - League City Education FISCAL YEAR 2012/2013

Last Revised: February 3, 2012

Year 2012

Month	M	T	W	T	F	M	T	W	T	F	M	T	W	T	F	M	T	W	T	F	M	T	W	T	F	School Days	Teacher Vacation Holiday Days	Week ends	Total Days
JULY	2	3	4	5	6	9	10	11	12	13	16	17	18	19	20	23	24	25	26	27	30	31				21	1	9	31
	E	E	H	E	E	E	E	E	E	E	E	E	E	E	E	E	E	E	E	E	E	E							
AUG			1	2	3	6	7	8	9	10	13	14	15	16	17	20	21	22	23	24	27	28	29	30	31	23	0	8	31
			E	E	E	E	E	E	E	E	E	E	E	E	E	E	E	E	E	E	E	E	E	E	E				
SEPT	3	4	5	6	7	10	11	12	13	14	17	18	19	20	21	24	25	26	27	28						19	1	10	30
	T	S	S	S	S	S	S	S	S	S	S	S	S	S	S	S	S	S	S	S									
OCT	1	2	3	4	5	8	9	10	11	12	15	16	17	18	19	22	23	24	25	26	29	30	31			23	0	8	31
	S	S	S	S	S	S	S	S	S	S	S	S	S	S	S	S	S	S	S	S	S	S	S						
NOV				1	2	5	6	7	8	9	12	13	14	15	16	19	20	21	22	23	26	27	28	29	30	20	2	8	30
				S	S	S	S	S	S	S	S	S	S	S	S	S	S	S	H	H	S	S	S	S	S				
DEC	3	4	5	6	7	10	11	12	13	14	17	18	19	20	21	24	25	26	27	28	31					19	2	10	31
	S	S	S	S	S	S	S	S	S	S	S	S	S	S	S	S	H	H	S	S	S								

Year 2013

Month	M	T	W	T	F	M	T	W	T	F	M	T	W	T	F	M	T	W	T	F	M	T	W	T	F	School Days	Teacher Vacation Holiday Days	Week ends	Total Days
JAN		1	2	3	4	7	8	9	10	11	14	15	16	17	18	21	22	23	24	25	28	29	30	31		21	2	8	31
		H	S	S	S	S	S	S	S	S	S	S	S	S	S	T	S	S	S	S	S	S	S	S					
FEB					1	4	5	6	7	8	11	12	13	14	15	18	19	20	21	22	25	26	27	28		20	0	8	28
					S	S	S	S	S	S	S	S	S	S	S	S	S	S	S	S	S	S	S	S					
MAR					1	4	5	6	7	8	11	12	13	14	15	18	19	20	21	22	25	26	27	28	29	20	1	10	31
					S	S	S	S	S	S	S	S	S	S	S	S	S	S	S	S	S	S	S	S	H				
APR	1	2	3	4	5	8	9	10	11	12	15	16	17	18	19	22	23	24	25	26	29	30				22	0	8	30
	S	S	S	S	S	S	S	S	S	S	S	S	S	S	S	S	S	S	S	S	S	S							
MAY			1	2	3	6	7	8	9	10	13	14	15	16	17	20	21	22	23	24	27	28	29	30	31	22	1	8	31
			S	S	S	S	S	S	S	S	S	S	S	S	S	S	S	S	S	S	H	S	S	S	S				
JUNE	3	4	5	6	7	10	11	12	13	14	17	18	19	20	21	24	25	26	27	28						20	0	10	30
	S	S	S	S	S	S	S	S	S	S	S	S	S	S	S	S	S	S	S	S									

S = Regular School Day
H = Holiday
V = Vacation
T = Teacher
E = Extended School Day
W = School Closed due to Emergency (Weather, etc.)

TOTAL July 2012 - June 2013	250	10	105	365

CMHC ID NO.	CENSUS SITE	ORACLE CENTER	PROGRAM	STATE
2151 - 460CAL1		460	11-2151	TX

G:\Admin\School Calendars\FY 12-13\League City 2012-2013 Educ 250-day cal 5/7/2012

DEVEREUX FOUNDATION
CENTER/PROGRAM: Texas - Victoria Education
FISCAL YEAR 2012/2013

Last Revised: February 3, 2012

Year 2012

Month	M	T	W	T	F	M	T	W	T	F	M	T	W	T	F	M	T	W	T	F	M	T	W	T	F	School Days	Teacher Vacation Holiday Days	Week ends	Total Days
JULY	2	3	4	5	6	9	10	11	12	13	16	17	18	19	20	23	24	25	26	27	30	31				21	1	9	31
	E	E	H	E	E	E	E	E	E	E	E	E	E	E	E	E	E	E	E	E	E	E							
AUG			1	2	3	6	7	8	9	10	13	14	15	16	17	20	21	22	23	24	27	28	29	30	31	22	1	8	31
			E	E	E	E	E	E	E	E	E	E	E	E	T	E	E	E	E	E	E	E	E	E	E				
SEPT	3	4	5	6	7	10	11	12	13	14	17	18	19	20	21	24	25	26	27	28						19	1	10	30
	H	S	S	S	S	S	S	S	S	S	S	S	S	S	S	S	S	S	S	S									
OCT	1	2	3	4	5	8	9	10	11	12	15	16	17	18	19	22	23	24	25	26	29	30	31			23	0	8	31
	S	S	S	S	S	S	S	S	S	S	S	S	S	S	S	S	S	S	S	S	S	S	S						
NOV				1	2	5	6	7	8	9	12	13	14	15	16	19	20	21	22	23	26	27	28	29	30	20	2	8	30
				S	S	S	S	S	S	S	S	S	S	S	S	S	S	S	H	H	S	S	S	S	S				
DEC	3	4	5	6	7	10	11	12	13	14	17	18	19	20	21	24	25	26	27	28	31					19	2	10	31
	S	S	S	S	S	S	S	S	S	S	S	S	S	S	S	H	H	S	S	S	S								

Year 2013

Month	M	T	W	T	F	M	T	W	T	F	M	T	W	T	F	M	T	W	T	F	M	T	W	T	F	School Days	Teacher Vacation Holiday Days	Week ends	Total Days
JAN		1	2	3	4	7	8	9	10	11	14	15	16	17	18	21	22	23	24	25	28	29	30	31		21	2	8	31
		H	S	S	S	S	S	S	S	S	S	S	S	S	S	T	S	S	S	S	S	S	S	S					
FEB					1	4	5	6	7	8	11	12	13	14	15	18	19	20	21	22	25	26	27	28		20	0	8	28
					S	S	S	S	S	S	S	S	S	S	S	S	S	S	S	S	S	S	S	S					
MAR					1	4	5	6	7	8	11	12	13	14	15	18	19	20	21	22	25	26	27	28	29	21	0	10	31
					S	S	S	S	S	S	S	S	S	S	S	S	S	S	S	S	S	S	S	S	S				
APR	1	2	3	4	5	8	9	10	11	12	15	16	17	18	19	22	23	24	25	26	29	30				22	0	8	30
	S	S	S	S	S	S	S	S	S	S	S	S	S	S	S	S	S	S	S	S	S	S							
MAY			1	2	3	6	7	8	9	10	13	14	15	16	17	20	21	22	23	24	27	28	29	30	31	22	1	8	31
			S	S	S	S	S	S	S	S	S	S	S	S	S	S	S	S	S	S	H	S	S	S	S				
JUNE	3	4	5	6	7	10	11	12	13	14	17	18	19	20	21	24	25	26	27	28						20	0	10	30
	S	S	S	S	S	S	S	S	S	S	S	S	S	S	S	S	S	S	S	S									

S = Regular School Day
H = Holiday
V = Vacation
T = Teacher
E = Extended School Day
W = School Closed due to Emergency (Weather, etc.)

TOTAL July 2012 - June 2013	250	10	105	365

CMHC ID NO.	CENSUS SITE	ORACLE CENTER	PROGRAM	STATE
7192 - 460CAL4		460	11-7192	TX

G:\Admin\School Calendars\FY 12-13\Victoria 2012-2013 Educ 250-day cal 5/7/2012

PROFESSIONAL SERVICES AGREEMENT

This Agreement for Professional Services ("**Agreement**) is effective as of 2/22/13 by and between Capistrano Unified School District, located at 33122 Valle Road, San Juan Capistrano, California 92675 ("the **District**") and the consultant listed below ("**Consultant**"). The District and Consultant may hereafter be referred to as ("Party") or collectively as ("Parties").

DAYLE MCINTOSH DISABILITY RESOURCE CENTER

WHEREAS, DISTRICT is authorized by Section 4526 and 53060 of the California Government Code to contract with and employ any persons for the furnishing of special services and advice in financial, economic, accounting, engineering, legal or administrative matters, if such persons are specially trained and experienced and competent to perform the special services required;

WHEREAS, DISTRICT is in need of such special services and advice; and

WHEREAS, CONSULTANT is specially trained, experienced, licensed, and competent to perform the special services required by the DISTRICT, and such services are needed on a limited basis (hereinafter referred to as "Consulting Services");

NOW, THEREFORE, the Parties agree as follows:

Scope of Work/Services. Consultant shall perform the Consulting Services as set forth in Consultant's Proposal which is attached hereto, marked as Exhibit "A," and incorporated herein by this reference.

Fees and Expenses. For the Consulting Services provided for hereunder, Consultant shall be compensated as set forth in Attachment "A." The total amount of services request by District and provided by Consultant under this agreement shall be authorized by Purchase Order (PO) and shall not exceed $10,000.00 annually in aggregate under this Agreement. This amount may be increased by mutual agreement of both parties by written agreement.

Term of Agreement. The term of this base Agreement is for one year commencing 2/22/13-2/21/14 with the option to extend annually by mutual agreement and upon Board approval for a total contract term not to exceed a total of five (5) years as allowed by Education Code section 17596.

Additional Terms. This Agreement contains additional terms that are set forth in the attached documents titled General Conditions, Special Conditions and Required Documents and Certifications, and associated Purchase Order(s), which by this reference are incorporated herein. District and Consultant acknowledge, and agree to be bound by, the terms set forth in the attached documents as if such additional terms were set forth in full herein.

[X] General Conditions [X] Special Conditions [X] Required Documents and Certifications [X] Purchase Order(s)

IN WITNESS WHEREOF, the parties have executed this Agreement as of the date written above.

DISTRICT

By: _____

Name: Terry Fluent

Title: Director, Purchasing

Board Approval Date: _____

CONSULTANT

Signature: _____

Name: _____

Title: _____

Address: _____

_____

Email Address: _____

FEIN/SSN_____

SPECIAL CONDITIONS

Scope of Practice and Release of Assessment Documentation

Consultant is functioning solely as an independent educational evaluator. Consultant agrees that he/she will not recommend therapy or services within their own agency, company, or practice. Consultant agrees that during the performance of an independent educational evaluation at or on school district grounds, the consultant may be accompanied by a DISTRICT representative during the duration of the observation or interviews of staff and/or pupil.

Upon completion of the independent educational evaluation, the consultant agrees to release assessment documentation including assessment protocols and written report to the DISTRICT prior to receipt of payment for services.

By:_____ Date:_____

EXHIBIT A

FEE SCHEDULE

Dayle McIntosh
Disability Resource Center
13272 Garden Grove Blvd.
Garden Grove, CA 92843
(714)621-3300
(714)663-2094 FAX

School Interpreter services
$64.00 per hour

Interpreters will provide Interpreting services for individual students or in DHH classroom.

By:_____ Date:_____

CAPISTRANO UNIFIED SCHOOL DISTRICT

San Juan Capistrano, California

RESOLUTION NO. 1213-36

TEMPORARY TRANSFER AGREEMENT

WHEREAS, the Capistrano Unified School District (the District) desires to request the County Treasurer to make temporary transfers (the Transfer) of monies to meet its current maintenance expenses for fiscal year 2012-2013; and

WHEREAS, California Constitution Article XVI, §6, provides that the County Treasurer shall have the power and the duty to make temporary transfers of monies, as further specified therein, upon resolution adopted by the Board of Supervisors authorizing such temporary transfer; and

WHEREAS, pursuant to California Constitution Article XVI, §6 and Education Code §42620, the total amount that may be temporarily transferred to the District may not exceed 85 percent of the anticipated revenues which will accrue to the District during the fiscal year (FY); and

WHEREAS, the District has not issued, nor will issue, a TRAN or other borrowing of any kind or nature for the purpose of funding the District's short term cash flow, which is outstanding in whole or in part, while a Transfer is outstanding; and

WHEREAS, any Transfer to the District will be made from and limited to the Educational Money Market Fund.

BE IT RESOLVED this Board of Trustees does hereby:

1. Find and determine that the Transfers are in the public interest and serve a valid public purpose.

2. The Board of Trustees hereby requests transfers of monies from the Educational Money Market Fund to the District to cover the District's current maintenance expenses for FY 2012-2013. The amount of any Transfer cannot exceed 85

percent of the anticipated revenues which will accrue to the District during the fiscal year. This amount shall be certified by the District and the actual amount of any Transfer(s) will be approved, if at all, at the discretion of the County Treasurer, exercising her trust and fiduciary duties with respect to protecting all of the Educational Investment Pool participants from any principal loss and ensuring adequate liquidity to meet operating cash needs, that such monies are available for such Transfers. The Deputy Superintendent, Business and Support Services, is hereby authorized and directed for and on behalf of the District to formally request a Transfer in an amount and upon a date designated by the Deputy Superintendent, Business and Support Services, not to exceed the limitations to such Transfer as provided herein.

3. For FY 2012-2013, the District hereby requests the Transfer be made by the Treasurer in one or more installments and not prior to July 1, 2012, nor later than April 29, 2013. The Transfer shall be repaid no later than October 31, 2013.

4. It is hereby requested the Treasurer deposit Transfer installments to the District in the General Fund. All Transfers installments to the District will be made from and limited to the Educational Money Market Fund.

5. The monies transferred to the District shall be repaid to the Educational Investment Pool from the first revenues accruing to the District before any other obligation of the District is met from such revenue. Compound interest on any Transfer installment will accrue and be payable by the District at a rate equal to the gross rate the Educational Investment Pool is earning for the same period from the date of the Transfer plus five (5) basis points until the entire Transfer and applicable interest is repaid.

6. The monies transferred to the District will be repaid to the Educational Money Market Fund from the first revenues accruing to the District before any other obligation of the District is met from such revenue. Full repayment of any Transfer shall be made no later than October 31 following each fiscal year. The District understands and agrees that repayment of any and all Transfers is an obligation imposed by law and

the obligation of the District to make payments with respect to such Transfer(s) is absolute and unconditional, payable from lawfully available funds of the District. In furtherance of the District's repayment obligations, the District hereby grants the County a first lien and pledge of all District revenues accruing to the District for the purpose of repayment of the Transfer(s).

7. The Board of Trustees hereby determines that it can meet its financial obligations as set forth in the Temporary Transfer Agreement presented to this Board. The Temporary Transfer Agreement is hereby approved and the Deputy Superintendent, Business and Support Services, is hereby authorized and directed to execute the Temporary Transfer Agreement on behalf of the District.

8. The Clerk/Secretary of the Board of Trustees is hereby directed to submit a certified copy of this Resolution to the Orange County Treasurer-Tax Collector.

9. This resolution shall take effect immediately.

AYES: ( )

NOES ( )

ABSENT ( )

ABSTAIN ( )

I, Joseph M. Farley, Secretary of the Capistrano Unified School District Board of Trustees, hereby certify that the above and foregoing Resolution was duly and regularly adopted by the said Board at the meeting thereof on the 13th day of March 2013, by a roll call vote.

_____

Anna Bryson
Clerk of the Board of Trustees

_____

Joseph M. Farley, Ed.D.
Superintendent
Secretary of the Board of Trustees

TEMPORARY TRANSFER AGREEMENT

This Temporary Transfer Agreement (the "Agreement") is made and effective this 13th day of March, 2013, by and between the County of Orange, California (the "County") and Capistrano Unified School District (the "District").

RECITALS

WHEREAS, by Resolution No. 1213-36 of its Board of Trustees (attached as Exhibit A hereto), the District has requested the County Treasurer to make a temporary transfer (the "Transfer") of monies to meet its current maintenance expenses; and

WHEREAS, the District has not issued, nor will issue, a TRAN or other borrowing of any kind or nature for the purpose of funding the District's short term cash flow, which is outstanding in whole or in part, while a Transfer is outstanding; and

WHEREAS, California Constitution Article XVI, Section 6, provides that the County Treasurer shall have the power and the duty to make temporary transfers of monies, as further specified therein, upon the resolution of the Board of Supervisors authorizing such temporary transfer; and

WHEREAS, the Board of Supervisors by Resolution No. 11-195 (attached as Exhibit B hereto) has authorized the Treasurer to make the Transfer to the District in accordance with the terms of such Resolution; and

WHEREAS, this Agreement represents the agreement of the County and the District with respect to the Treasurer's making the Transfer and its repayment by the District.

AGREEMENT

Section 1. ***Transfer; Timing.*** Upon receipt of the District's written request (Exhibit C) certified by the District and the Superintendent of Schools, if applicable, the Treasurer will review the request and determine, in addition to exercising her trust and fiduciary duties with respect to protecting all of the Educational Investment Pool participants from any principal loss and ensuring adequate liquidity to meet operating cash needs, that such monies are available for such Transfers, whether to make such Transfer to the District in the amount requested, as soon as reasonably possible, *provided, however,* that in no event shall the total amount of all Transfers within the fiscal year exceed 85% of the anticipated revenues which will accrue to the District during the fiscal year. No Transfer attributable to a subsequent fiscal year will be made prior to the full and complete repayment of all outstanding Transfers.

An authorized Transfer may be made to the District in one or more installments.

No Transfer for Fiscal Year 2011-2012 shall be made prior to July 1, 2011, or after April 30, 2012. No transfer for Fiscal Year 2012-2013 shall be made prior to July 1, 2012, or after April 29, 2013.

The Transfer will be made from and limited to the Educational Money Market Fund.

Section 2. ***Deposit of Transfer; Interest.*** Any Transfer made by the Treasurer to the District shall be directly deposited in the District's General Fund (the "Fund") for the purpose of the District meeting its maintenance obligations. Compound interest on any Transfer will accrue and be payable by the District at a rate equal to the gross rate the Educational Investment Pool is earning for the same period plus (5) basis points from the date of the Transfer until the entire Transfer and applicable interest is repaid.

Section 3. ***Repayment; Pledge and Lien.*** The monies transferred to the District will be repaid to the Educational Money Market Fund by October 31, 2013 including all accrued and unpaid interest. If for any reason full repayment is not made by October 31, 2013, repayment will thereafter be made from the first revenues accruing to the District before any other obligation of the District is met from such revenue, provided that full repayment of any Transfer shall be made no later than October 31, following each fiscal year. Notwithstanding anything to the contrary herein, the District understands and agrees that repayment of any and all Transfers is an obligation imposed by law and the obligation of the District to make payments with respect to such Transfer(s) is absolute and unconditional, payable from lawfully available funds of the District. In furtherance of the District's repayment obligations, District hereby grants the County a first lien and pledge of all revenues accruing to the District for the purpose of repayment of the Transfer(s).

Section 4. ***District Covenants.*** The District hereby represents and covenants with the County at the time each Transfer is made, the following:

(a) That the District's Anticipated Revenue Calculation and Remaining General Fund Revenue Calculation for Fiscal Year 2012-2013, as provided for in Exhibit C attached hereto, represents the District's best estimate of anticipated revenues accruing and remaining revenues accruing to the District during the fiscal year.

(b) In the aggregate, the amount of Transfers made to the District during Fiscal Year 2012-2013 do not exceed 85 percent of the anticipated revenues accruing to the District for such Fiscal Year.

(c) The District has not issued, nor will issue, any TRANs, or other borrowing of any kind or nature for the purpose of funding the District's short term cash flow, while a Transfer is outstanding.

(d) The District has the ability to meet its financial obligations under this Agreement.

The County may rely upon Exhibit C in connection with any Transfer sizing.

Section 5. ***Notices***. Any and all notices between the County and the District provided for or permitted under this Agreement or by law shall be in writing and shall be deemed duly given when personally delivered to one of the parties or in lieu of such personal service, when deposited in the United States mail, postage prepaid, addressed to such party at the following address:

If to the County:

County of Orange
Attention: Shari Freidenrich, Treasurer-Tax Collector
PO Box 4515
Santa Ana, CA 92702-4515
Telephone: (714) 834-7625 Facsimile: (714) 834-2912

If to District:

Capistrano Unified School District
Attention: Philippa Geiger, Executive Director, Fiscal Services
33122 Valle Road
San Juan Capistrano, CA 92675
Telephone: (949) 234-9316

Section 6. ***Governing Law, Venue and Entire Agreement***. This Agreement has been negotiated and executed in the State of California and shall be governed by and construed under the laws of the State of California. In the event of any legal action to enforce or interpret this Agreement, the sole and exclusive venue shall be a court of competent jurisdiction located in Orange County, California, and the parties hereto agree to and do hereby submit to the jurisdiction of such court, withstanding Code of Civil Procedure Section 394.

Furthermore, the parties have specifically agreed, as part of the consideration given and received for entering into this Agreement, to waive any and all rights to request that an action be transferred for trial to another county under Code of Civil Procedure Section 394.

This Agreement constitutes the entire agreement between the County and the District with respect to the Transfer and supersedes any previous agreement(s), negotiations, proposals or understanding, whether written or oral concerning such matter, unless expressly included in this Agreement.

Section 7. ***Dispute Resolution.*** In the event of any dispute regarding this Agreement or any Transfer made hereunder and as conditions precedent to the filing of any legal action, the District and the County shall meet regarding the dispute and use their best efforts to resolve the matter. Should the meeting fail to resolve the dispute, the parties may enter into mediation with an impartial professional mediator agreed to by both the District and County. The District agrees to pay all County costs and expenses in accordance with a dispute hereunder, including, without limitation, all costs and expenses of the County relating to the collection of any Transfer repayment(s).

Section 8. ***Amendment or Modifications***. No amendment, modification or other alteration of this Agreement shall be valid unless in writing and signed by the parties hereto.

Section 9. ***Severability***. In the event that any provision herein contained is held to be invalid, void, or illegal by any court of competent jurisdiction, the same shall be deemed severable from the remainder of this Agreement and such invalidity shall in no way affect, impair, or invalidate any other provision contained herein if there is no substantive effect to the services to be rendered to the County by such judicial finding of invalidity.

Section 10. ***Counterparts***. This Agreement may be executed in any number of counterparts, each counterpart shall for all purposes be deemed to be an original, and all such counterparts shall together constitute but one and the same Agreement.

[REMAINDER OF PAGE INTENTIONALLY LEFT BLANK]

IN WITNESS WHEREOF, the parties hereto have caused this Agreement to be executed as of the date first written above.

County of Orange, California

By:_____

Shari L. Freidenrich
Treasurer-Tax Collector

Approved as to Form
Office of the County Counsel

By:_____
John H. Abbott, Deputy County Counsel

Capistrano Unified School District

By:_____

Clark Hampton
Deputy Superintendent, Business and
Support Services

Exhibit C

TEMPORARY TRANSFER REQUEST

(Cal. Const. Art. XVI Sec. 6)

Date of Request: 3/13/2013 Request # _____

District: Capistrano Unified School District

Maximum amount that the School District may request for temporary transfer: $_____

Total amount of transfers to-date: $_____

Remaining amount available: $_____

Temporary transfer amount requested: $_____

Revenues	Current Board Approved Operating Budget	Actuals to Date as of 1/31/2013	Remaining Balance	85% of Remaining Balance
Property Tax and State Aid Revenue	257,350,277	136,878,086	120,472,191	102,401,362
Federal Revenues	19,023,228	4,902,310	14,120,918	12,002,780
Other State Revenues	70,151,327	33,992,237	36,159,090	30,735,227
Other Local Revenues	6,358,821	4,757,862	1,600,959	1,360,815
Total Revenues	**352,883,653**	**180,530,494**	**172,353,158**	**146,500,184**

Request is made for temporary transfer of $____15,000,000_____ from the Educational Money Market Funds in custody of the County Treasurer which are certified to be necessary to provide funds for meeting the obligations incurred for maintenance purposes for the above named district for the _2012-13_____ fiscal year pursuant to the resolution of the governing board of the district adopted on _3/11/13_____, pursuant to California Constitution Article XVI, Section 6. Funds will be used for:

_____x_____ Operational Expenses

_____x_____ Current Payroll

Transfer amount will be repaid on or before October 31, 2013

I further certify that the above named district has no outstanding Tax & Revenue Anticipation Notes (TRANS), will not borrow funds under a TRANS during the period of time this temporary transfer remains unpaid, and that the District has the ability to meets its financial obligations under the Transfer Agreement.

Clark Hampton	Deputy Superintendent, Business and Support Services	2/27/2013
District Superintendent/Designee	Title	Date
_____	_____	_____
County Superintendent of Schools/Designee (if applicable)	Title	Date
_____	_____	_____
Chancellor of Community College District/Designee (if applicable)	Title	Date

For Internal Use Only

Certification of County Treasurer

____ Funds are available for transfer to the above named district.

_____

County Treasurer-Tax Collector

_____

Date

Total Balance in EMMF	$
Date	
Total Loans Outstanding	$
% of EMMF Balance	
WAM - EMMF	
Amount Transferred	$
Date of Transfer	

INTERSCHOLA™ SERVICES AGREEMENT

This Services Agreement ("**Agreement**") is made as of the last date set forth below in the signature blocks of this Agreement (the "**Effective Date**") by and between Interscholastic Trading Company, LLC, having its principal place of business in San Francisco, California ("**InterSchola**"), and _____ School District, located in _____, California ("Client").

Recitals

A. InterSchola offers a service to assist Client in selling surplus new and used education goods in an online auction environment and through other surplus goods channels in compliance with CA Education Code Sections 17540-17542, 17545-17547, 60510-60511 as appropriate.

B. Client desires to sell surplus education goods and to engage InterSchola to assist in such endeavor.

Agreement

In consideration of the foregoing Recitals (which are incorporated herein) and the mutual covenants and agreements contained herein, the parties hereto agree as follows:

1. InterSchola Responsibilities.

InterSchola shall use commercially reasonable efforts to perform the services as more fully described in Exhibit A ("**Auction Plan and Schedule**") and to complete such services in a professional and workmanlike manner. InterSchola may retain independent contractors to manage the auction activities remotely and at the Client location(s) ("**Field Auction Specialist(s)**") and shall use commercially reasonable efforts to ensure that the Field Auction Specialists perform their tasks in a professional and workmanlike manner. InterSchola shall be in compliance with all laws, ordinances, rules and regulations relevant as a result of the services contemplated hereunder. InterSchola shall secure and maintain in force such permits and licenses as are required by law in connection with the furnishing of services pursuant to this Agreement. InterSchola may update Exhibit A ("Auction Plan and Schedule") by providing Client thirty (30) days written notice.

2. Client Responsibilities.

Client agrees to assign a representative who will be the primary contact for InterSchola (the "**Client Representative**") to work with InterSchola and its Field Auction Specialist(s). Client will provide a safe and clean environment for the Field Auction Specialist(s) in which to perform his/her inventory and related work. Further, Client acknowledges that InterSchola's ability to perform as required under the Auction Plan and Schedule will require Client to perform certain tasks as contemplated in Exhibit A, which Client agrees to perform in a commercially reasonable manner. Client shall be in compliance with all laws, ordinances, rules and regulations relevant as a result of the services contemplated hereunder. Client represents that it has the right to sell any items to be sold in connection with this Agreement. Client will indemnify and hold harmless InterSchola and its officers, Managers, employees and agents from and against all claims, damages, losses or costs (including reasonable attorney fees) arising in connection with any claim based on or arising from items sold or offered for sale in connection with this Agreement or title thereto, except to the extent such claim is based on the negligence or willful misconduct of Interschola or its agents.

3. Relationship of the Parties.

Nothing contained herein shall be deemed to establish a partnership, joint venture, association, or employment relationship between Client and InterSchola or between Client and InterSchola's Field Auction Specialist(s). InterSchola agrees and acknowledges that neither it nor any of its employees or independent contractors shall be considered officers, employees or agents of Client and are not entitled to benefits of any kind from Client and InterSchola shall be responsible for payment of all federal, state and local taxes or contributions, if any, including for unemployment insurance, social security and income taxes with respect to InterSchola's employees.

4. Fees.
Client agrees to receive payment for items sold by InterSchola on behalf of Client less fees to InterSchola as set forth in Exhibit B (**"Fee Structure"**). InterSchola may update Exhibit B from time to time by providing Client thirty (30) days written notice, but in no event will such an update affect any listings for which Public Notice has already been posted. Client shall be responsible for the payment of any other fees, fines, licenses or taxes (including sales tax collected) required of or imposed against Client.

5. Client Acknowledgements.
Client acknowledges and agrees that: (i) InterSchola cannot predict how much, if any, revenue will be produced for Client through the activities contemplated in the Auction Plan and Schedule; (ii) the parties may not succeed in significant reduction of inventory or storage requirements for Client; (iii) active participation in the Auction Plan and Schedule by an appointed Client Representative will be required by Client and its employees or contractors (as set forth in this agreement); (iv) the Field Auction Specialists may be independent contractors retained by InterSchola, and may not be fully bonded or insured; and (v) Client agrees to assign Client Representative(s) to supervise and monitor InterSchola's employees or Field Auction Specialists while they are on Client's site and not to permit InterSchola nor any of its employees or Field Auction Specialists to have contact with any pupil during the course of performing the services contemplated herein.

6. Confidentiality; Limits Imposed by Law.
InterSchola acknowledges that its Confidential Information may be disclosed to members of the public as required by the California Public Records Act (Government Code section 6250 et seq.) or at Client's public board meetings pursuant to the Brown Act (Government Code Section 54950 et seq.) Except to the extent required by these or other laws, a party receiving Confidential Information from the other party will not disclose or use it except as necessary to perform its obligations or enforce its rights under this Agreement, and each party will take all reasonable steps to ensure that its employees and agents comply with the foregoing. In the event of use or disclosure by the receiving party in violation of this Agreement, the disclosing party will be entitled to seek legal or equitable relief without posting bond.

"Confidential Information" means: (i) with respect to Client, any personally identifiable information of a student of Client's; (ii) with respect to InterSchola, all information which gives InterSchola a competitive business advantage or the disclosure of which would be detrimental to its interests; (iii) the terms of this Agreement; and (iv) all information that is marked as confidential. "Confidential Information" does not include information which: (i) is or becomes generally known to the public by any means other than a breach of the obligations of the receiving party; (ii) is received by the receiving party from a third party other than in breach of confidentiality obligations; (iii) is independently developed by the receiving party; or (iv) is subject to disclosure under court order or other lawful process.

7. Disclaimer of Warranties.
INTERSCHOLA DISCLAIMS ALL WARRANTIES, EXPRESS AND IMPLIED, INCLUDING, BUT NOT LIMITED TO, THE IMPLIED WARRANTIES OF MERCHANTABILITY, QUIET ENJOYMENT, QUALITY OF INFORMATION, FITNESS FOR A PARTICULAR PURPOSE, AND TITLE/NON-INFRINGEMENT. NO ORAL OR WRITTEN INFORMATION OR ADVICE GIVEN BY INTERSCHOLA OR ITS AUTHORIZED REPRESENTATIVES SHALL CREATE A WARRANTY OR IN ANY WAY INCREASE THE SCOPE OF INTERSCHOLA'S OBLIGATIONS HEREUNDER.

8. Limitation of Liability and Damages.
EXCEPT WITH RESPECT TO CLIENT'S INDEMNITY OBLIGATIONS IN SECTION 2, NEITHER PARTY NOR ANY OF ITS OFFICERS, EMPLOYEES, AGENTS OR CONTRACTORS SHALL BE LIABLE TO THE OTHER PARTY OR ANY OTHER INDIVIDUAL OR ENTITY FOR ANY INDIRECT, INCIDENTAL, SPECIAL OR CONSEQUENTIAL DAMAGES, INCLUDING LOSS OF PROFITS, REVENUE, DATA, OR USE ARISING OUT OF THIS AGREEMENT OR THE TRANSACTIONS CONTEMPLATED HEREBY. IN NO EVENT WILL INTERSCHOLA'S LIABILTY ARISING OUT OF OR OTHERWISE WITH RESPECT TO THIS AGREEENT AND THE TRANSACTIONS CONTEMPLATED HEREBY (WHETHER IN CONTRACT, TORT OR OTHERWISE) EXCEED THE GREATER OF THE MAXIMUM AMOUNT COVERED BY ANY APPLICABLE INSURANCE CARRIED BY INTERSCHOLA OR THE AMOUNTS RECEIVED BY INTERSCHOLA UNDER THIS AGREEMENT DURING THE TWELVE (12) MONTHS PRIOR TO THE DATE LIABILITY IS DETERMINED.

9. Term and Termination.
The term ("**Term**") of this Agreement shall begin on the Effective Date and shall continue thereafter for one year with automatic one year renewals. Either party may terminate this Agreement for material breach by the other party that is not cured thirty (30) days after receipt of written notice by the non-breaching party. Following the first anniversary of the Effective Date, either party may terminate this Agreement for no cause by providing thirty (30) days written notice to the other party.

10. Publicity.
Client grants InterSchola the right to and agrees that InterSchola may use Client's name and the existence of this Agreement in client lists, presentations or promotions with prior written approval from Client, which shall not be unreasonably withheld.

11. Insurance.
InterSchola shall procure and maintain for the duration of the Term insurance against claims for injuries to persons or damages to property that may arise from or in connection with the performance of the work hereunder by InterSchola.

InterSchola shall maintain limits no less than:

General Liability: $1,000,000 per occurrence. $2,000,000 aggregate.

12. General Provisions.
12.1. Arbitration and Governing Law. Except as provided below, any dispute, controversy or claim relating to this Agreement shall be resolved in San Francisco, California in accordance with the then-existing Commercial Arbitration Rules promulgated by the American Arbitration Association. The decision of the arbitrator shall be final and binding on the parties, and judgment upon the award rendered by the arbitrator may be entered in any court having jurisdiction thereof. Notwithstanding the foregoing, this Section shall not preclude either party from seeking temporary, provisional, or injunctive relief from any court. This Agreement shall be governed by the laws of the State of California without reference to its conflict of laws rules.
12.2. Entire Agreement. This Agreement sets forth the entire agreement between the parties with regard to the subject matter hereof. No other agreements, representations, or warranties have been made by either party to the other with respect to the subject matter of this Agreement, except as referenced herein. This Agreement may be amended only by a written agreement signed by both parties.

12.3. Anti-Discrimination. InterSchola will not engage in unlawful discrimination in employment of persons because of race, color, religious creed, national origin, ancestry, physical handicap, medical condition, marital status, age, sexual orientation or gender of such persons.

12.4. Assignment. The obligations of InterSchola pursuant to this Agreement may not be assigned, except, in the case of a merger or acquisition of all or substantially all of InterSchola's business.

12.5. Severability. If any of the provisions of this Agreement are found or deemed by a court to be invalid or unenforceable, they shall be severable from the remainder of this Agreement and shall not cause the invalidity or unenforceability of the remainder of this Agreement.

12.6. Waiver. Neither party shall by mere lapse of time without giving notice or taking other action hereunder be deemed to have waived any breach by the other party of any of the provisions of this Agreement. Further, the waiver by either party of a particular breach of this Agreement by the other party shall not be construed as, or constitute, a continuing waiver of such breach, or of other breaches of the same or other provisions of this Agreement

12.7. Force Majeure. Neither party shall be liable for any delay or failure to perform its obligations hereunder resulting from any cause beyond such party's reasonable control, including but not limited to acts of God, weather, fire, floods, strikes, work stoppages, slowdowns or other industrial disputes, accidents, riots or civil disturbances, acts of government, and acts of war or terrorism.

12.8. Survival. The following provisions shall survive termination or expiration of this Agreement: Section 2 (but only with respect to Client's indemnity obligation); Section 6 (Confidentiality); Section 7 (Disclaimer of Warranties); Section 8 (Limitation of Liability and Damages), and Section 12 (General Provisions).

AGREED AND ACKNOWLEDGED:

CLIENT: _____	**INTERSCHOLASTIC TRADING COMPANY, LLC**
Signature: _____	**Signature:** _____
Print Name: _____	**Print Name:** _____
Title: _____	**Title:** _____
Date: _____	**Date:** _____

Please *fax* the complete signed contract to (415) 651-9676.

In addition, please *mail* two (2) signed copies *(with original signatures)* of the *complete* agreement to:

InterSchola
1004A O'Reilly Avenue, 3rd Floor
San Francisco, CA 94129

Exhibit A
AUCTION PLAN & SCHEDULE

GENERAL SERVICES

- For purposes of this agreement, Surplus ("Surplus") is defined as material which is owned by the Client, deemed no longer needed by the Client, which has been declared as such by a responsible party, group or Board according to published protocol, and for which, the Client would like InterSchola to provide the company's services to evaluate a Sale ("Sale").
- InterSchola will conduct an Orientation with each Client (in person or by phone) ("Client Orientation") to review best practices for Surplus sales (including optimal frequency and strategies for organizing Surplus sales). Client is asked to invite all members of staff who may have access to or knowledge of Surplus items to participate in the Orientation.
- Client is asked to specify a first and second level contact for each Sale (herein referred to as Client Representative(s)) to ensure timely and efficient communications with InterSchola.
- It is InterSchola's policy that InterSchola shall not take title to or possession of any assets at any time. All items will remain at the Client location throughout the duration of the Sale.
- A "Completed Sale" is defined as an item which has been sold, payment has been received from buyer, and item has been removed from Client location (shipped or picked up by the Buyer or a representative of the Buyer) in accordance with regulatory requirements.

AUCTION SERVICES – INVENTORY AUDIT

- When notified of Surplus, the InterSchola Field Auction Specialist will visit the Client location to perform an Inventory Audit ("Inventory Audit"), the first step in the auction process to review assets identified as Surplus for Sale.
- During the Inventory Audit, the InterSchola Field Auction Specialist will review identified surplus asset inventory, evaluate asset quality, and determine feasibility of assets for Sale in an open market environment.
- For all items deemed feasible for Sale, the InterSchola Field Auction Specialist will mark items for inventory, create a basic inventory list, take digital photos and/or videos, and gather detailed product information on each item or LOT of (like) items.
- An Inventory Audit is typically a one-day, one location event (typically not to exceed 4 hours unless previously agreed to by both parties).
- If InterSchola is scheduled to do an Inventory Audit, but items to be inventoried are not yet adequately sorted by Client or easily accessible; if there is missing information (i.e. titles); or, if a detailed inventory list is requested from InterSchola in order for items to be declared surplus, then InterSchola may suggest and agree to perform a Surplus Assessment ("Surplus Assessment") in lieu of an Inventory Audit for purposes of helping the Client prepare the items for a full Inventory Audit. If an Inventory Audit is completed, but an auction does not culminate within (one) 1 month of the Inventory Audit date due to circumstances not caused by InterSchola, a follow up Surplus Assessment will be required to confirm that the items remain in the same condition as at the time of the Inventory Audit. (See Exhibit B – SURPLUS ASSESSMENT).
- Once the Inventory Audit has been completed by the InterSchola Field Auction Specialist, all items that have been inventoried by InterSchola are considered "InterSchola-Managed Inventory", and as such, InterSchola reserves all rights to manage the sale/removal of such assets in accordance with this Agreement until the items are sold, paid, and picked up or shipped, or until the items are officially released back to the Client for disposal through other means, herein referred as "Released." If the Client chooses to designate a specific minimum price or time frame for Sale or Release, this information must be provided to InterSchola at the time of the Inventory Audit and will be considered a factor in InterSchola's evaluation and planning of the Sale.
- POTENTIALLY DANGEROUS ITEMS. With respect to asset(s) which InterSchola reasonably determines to be potentially dangerous to operate, including items which may be electrical, mechanical, motorized or otherwise operable (e.g. automotives, power tools, sharp tools etc.), Client shall be responsible for operating the asset in the presence of InterSchola Field Auction Specialist in order for the product listing to include a valid statement regarding proven operability of the item at the time of listing.
- Should InterSchola Field Auction Specialist discover an environment that is not safe or clean to perform an Inventory Audit, InterSchola reserves the right to cancel or postpone the Inventory Audit until working conditions are improved.

AUCTION SERVICES – AUCTION MANAGEMENT

- For Sales which culminate within one (1) month of the Inventory Audit, InterSchola agrees to coordinate, host and manage the following Auction Service Events: one (1) on site Inspection Event and up to three (3) on site Pickup/Shipping Events for each completed Inventory Audit.
- InterSchola's Field Auction Specialist together with InterSchola's Buyer Services Team will use commercially reasonable efforts to determine best in class lotting strategies, to create detailed item descriptions (including text, pictures and/or videos), and to suggest optimum minimum start prices ("Item Descriptions") for each asset determined feasible for Sale.
- InterSchola will send a schedule of Auction Service Events and Item Descriptions to the Client Representative via email prior to auction launch. Client Representative is asked to review Item Descriptions and to confirm Client's ability to adhere to the

proposed auction schedule, reasonable accuracy of listing content and acceptance of minimum start prices. Should Client Representative not respond by email to InterSchola in advance of auction launch, InterSchola will necessarily assume that the Client has approved the auction schedule, listing content and suggested minimum start price(s). Should a buyer later use an incorrect statement in the Listing as the basis for a valid refund request, and the error is not due to willful negligence of the Field Auction Specialist, then the cause of refund will be deemed the responsibility of the Client. (See Exhibit B – BUYER REFUNDS)

AUCTION SERVICES - AUCTION MARKETING AND CUSTOMER SERVICE

- Prior to a Sale, most public agency Clients must give public notice. InterSchola provides documentation to Client to be used for purposes of satisfying the requirement of Public Notice for a surplus auction.
- In compliance with public agency regulatory requirements, InterSchola posts appropriate auction listings to eBay or other public bid platform(s) to satisfy public agency regulatory requirements for public auction. InterSchola pays all fees associated with listing assets on eBay and/or sales and marketing costs through other legally viable channels chosen by InterSchola.
- InterSchola provides significant marketing to the buyer community. InterSchola's practice for notifying potential buyers about InterSchola auctions may include, but is not limited to: standard Public Notice documentation; public advertisement (newspaper, internet, radio, and other media), asset category specific search/directory of items on the InterSchola website (www.InterSchola.com); online promotion through 3rd party sites; key word purchases; social media promotion; email marketing campaigns; and/or direct mail or telephone campaigns to targeted audiences. InterSchola also provides each Client with a hyperlink that may be embedded into the Client website for promotion of items to a local audience.
- InterSchola's Auction Management Staff provides full customer service support to the buyer community for all transactions managed by InterSchola including phone and email support, live viewing of items at hosted inspections, collection of payment, and, shipping or pickup/delivery of item(s). **AUCTION SERVICES – AUCTION CLOSE**
- InterSchola collects payment from Buyer(s) (item sale price ("Sale Price") plus shipping and handling plus appropriate sales tax) ("Buyer Payment") in advance of pickup/shipping in accordance with Close of Auction and payment procedures specified in the published InterSchola Auction Listing ("Listing").
- InterSchola Field Auction Specialist will return to the Client location(s), usually within 5-10 business days after the auction end date, to prepare shipping or host pickups of items (First Pickup/Shipping Event). Up to two (2) additional InterSchola hosted Pickup/Shipping Event(s) will be scheduled in advance with the Client Representative(s) to ensure flexibility for the Buyers.
- InterSchola provides a Bill of Sale and Release of Liability form to every Buyer at pickup. InterSchola shall keep and maintain records of all consummated sales and related documentation. Such documentation shall be subject to Client's inspection and copies shall be provided to Client upon request.
- All InterSchola auction items are sold "As-Is." Notwithstanding the foregoing, InterSchola does its best to ensure buyer/customer satisfaction. In the event that the buyer is not satisfied with product received from Client, InterSchola's Buyer Services team will attempt to arrange an adequate settlement with the buyer which may include a reasonable refund amount in accordance with reasonably accepted or mandated online auction business practices. (See Exhibit B - BUYER REFUNDS)
- In the case that an item does not sell at auction or that a transaction is cancelled without payment or pickup, InterSchola will determine feasibility for relisting the item for subsequent auction or other means of Sale in accordance with public agency regulatory requirements.

COMPLEX/ SALVAGE ITEMS AND PUBLIC AGENCY SALES

- On behalf of its clients, InterSchola may agree to perform an Inventory Audit on a selection of items that requires greater time and attention than a standard Inventory Audit or may list for Sale certain items that require greater time and attention than standard items for marketing, and/or pickup/removal - herein referred to as a "Complex Sale". Complex Sales may include, but are not limited to: building structures of any kind; equipment or machinery that is still installed at the time of Inventory Audit; items that have been modified from their original condition; items that require complex packing or handling for removal (e.g. crating); items that require buyer dismantling to facilitate removal; items that require multiple days for removal; or Inventory Audits at multiple locations or at locations for which access by the Field Auction Specialist or buyers is not readily available (e.g. non warehouse locations). InterSchola will work to facilitate a successful Sale of such items as directed by the Client. (See Exhibit B – COMPLEX/ SALVAGE/ AND PUBLIC AGENCY SALES)
- On behalf of its clients, InterSchola may research channels for sale/disposal of assets which are a) deemed salvage by the Client at time of surplus declaration and/or by InterSchola at the time of inventory (i.e. furniture (including desks, chairs, tables, storage cabinets and file cabinets); outdated electronics or technology, vehicles sold for parts, other items to be sold for limited or scrap value (due to age or condition); or, b) items that do not sell at public auction, but which may be sold to a private buyer if a public Sale has been attempted in accordance with regulations regarding the Sale of surplus assets - herein referred to as a "Salvage Sale". InterSchola will work to facilitate a successful Sale of such items as directed by the Client. (See Exhibit B – COMPLEX/ SALVAGE/ AND PUBLIC AGENCY SALES)
- Note: Sales that are arranged and facilitated by an InterSchola partner or 3rd party industry standard service provider such as a certified ewaste recycling partner, a licensed salvage vehicle dealer, or scrap metal/plastics recycling partner will not be deemed a Salvage Sale for purposes of Exhibit B of this agreement. Standard rates will apply. On behalf of its Clients, InterSchola may

offer Surplus items for Sale direct to another public agency or through a public agency sealed bid process, in accordance with regulatory procedures, herein referred to as a "Public Agency Sale". InterSchola will work to facilitate a successful Sale of such items as directed by the Client. (See Exhibit B – COMPLEX/ SALVAGE/ PUBLIC AGENCY SALES)

- Should InterSchola deem an Inventory Audit to be a Complex, Salvage, or Public Agency Sale, it will give notice thereof to Client before offering items for Sale. In this case, Client may remove the item from InterSchola Managed Inventory by providing notice to InterSchola within three (3) business days after it receives notice of the "Complex, Salvage, or Public Agency Sale" designation. Alternatively, InterSchola may at its own discretion choose not to include such item(s) for Sale.

OTHER

- To complete the Inventory Audit and/or Sale, InterSchola may request assistance from Client Representative or other staff for moving large assets for purposes of inventorying items and/or preparation for packaging and delivery of items. Examples of such requests from InterSchola may include: a) assistance in the movement of heavy assets by Client Representative (i.e. by pallet jack or forklift), b) request for palletizing assets by Client Representative to assist with pickup of items, or c) placing salvage assets in salvage bins (e.g. pallets or gaylord boxes). If the Client is unable to provide such assistance, InterSchola may at its own discretion choose not to handle the listing of those items for which personnel or mechanical assistance will be required to successfully complete the Sale.
- All shipping and handling fees will be the responsibility of InterSchola/the Buyer and all packaging materials will be provided by InterSchola unless otherwise agreed to by Client.
- In some instances, Client may be asked to facilitate a Pickup Event without an InterSchola representative present. Preparation for such pickups will have been made by the InterSchola Field Auction Specialist, and in such circumstances, the Client Representative will be adequately briefed on required activity, including handling of paperwork, to ensure that such pickups proceed according to InterSchola policy. (See Exhibit B - Additional Client Compensation Potential)
- Should a confirmed or unconfirmed buyer arrive unannounced on a day or time other than a scheduled pickup day and time, Client is to notify InterSchola immediately. Neither InterSchola nor the Client shall have any obligation to deliver an item(s) to a buyer without InterSchola having first received and conveyed final payment and pickup confirmations.

CLIENT PROCEEDS REMITTANCE

- InterSchola manages the transfer of Total Client Proceeds for Completed Sales to Client on a rolling basis within 90 days of the Sale date. Total Client Proceeds are defined as total of Client Proceeds on the Net Sale Price plus sales tax collected less InterSchola Fees.
- Remittance of Total Client Proceeds for Completed Sales will be accompanied by a "Total Client Proceeds Report" to include individual calculations of Client Proceeds for item (or LOT) and detail of InterSchola Fees (if applicable).
- InterSchola Commissions and Fees will be itemized and deducted from the Total Client Proceeds for Completed Sales as summarized on the Client Proceeds Report. If a negative balance should arise, InterSchola reserves the right to invoice the Client for remaining balance due - if the situation has not been resolved through the Sale of additional Surplus after twelve (12) months.

Exhibit B - InterSchola Commission/Fee Structure

STANDARD ASSETS SOLD IN AN OPEN MARKET ENVIRONMENT

Description	Client Proceeds	InterSchola Commission
Percent of Net Sale Price	55%	45%

HIGH TICKET ITEM(S) (NET SALE PRICE >$5000.00)

Description	Client Proceeds
Percent of Net Sale Price	For each item with a Net Sale Price above $5,000: Client will receive 55% of the first $5,000 of the Net Sale Price; plus 80% of the amount of the Net Sale Price above $5,000

COMPLEX/ SALVAGE/ AND PUBLIC AGENCY SALES:

Description	Client Proceeds	InterSchola Commission
Percent of Net Sale Price (* **)	45%	55%

(*)Sales that are facilitated by an InterSchola partner or 3rd party industry standard service provider such as a certified ewaste recycling partner, a licensed salvage vehicle dealer, or scrap metal/plastics recycling partner will not be deemed a Salvage Sale for purposes of this agreement. Standard rates will apply.
(**)If a single Complex/ Salvage/ or, Public Agency Sale has a Net Sale Price >$5,000, then reduced High Ticket Item commission rates will apply.

INVENTORY AUDIT VOLUME DISCOUNT

Additional Credit to Client Proceeds (*)	(5%) Discount offered from InterSchola commission is based on Inventory Audit Volume of $5,000 worth of Completed Sales from five (5) or more items

(*)Discount applies to InterSchola Commission/ Client Proceeds calculations for Completed Sales of five (5) or more items from a single Inventory Audit. A credit of 5% of the InterSchola Commission amount will be applied to each Total Client Proceeds Report generated for Completed Sales resulting from the Inventory Audit.

QUARTERLY VOLUME DISCOUNT

Additional Credit Client Proceeds (*)	(10%) Discount is based on Quarterly Volume threshold of $25,000 worth of Completed Sales

(*)Threshold is based on Completed Sales during a calendar quarter. Discount applies to InterSchola Commission/ Client Proceeds calculations for new Completed Sales activity *in the subsequent quarter*. A credit of 10% of the InterSchola Commission amount will be applied to each Total Client Proceeds Report generated for new Completed Sales activity in the applicable time period.

OTHER

Description	Terms
Auction Set-up Fee (*)	$250.00 (per Inventory Audit) **AUTOMATICALLY WAIVED** when the value of all items sold from a single Inventory Audit is greater than $1,500

(*) An auction must culminate within one (1) month of the Inventory Audit date for Auction Set up Fee to be waived.

SURPLUS ASSESSMENT (IN LIEU OF AN INVENTORY AUDIT)

Description	Terms
Surplus Assessment(*,**)	$50.00/hour (minimum one hour) for time spent on the Client's premises to perform a Surplus Assessment in lieu of an Inventory Audit.

(*) In certain instances to be recommended by InterSchola, if a Client is not yet prepared for an Inventory Audit, InterSchola may suggest and agree to perform a Surplus Assessment in lieu of an Inventory Audit for purposes of helping the Client prepare the items for a full Inventory Audit.
(**)If an Inventory Audit is completed, but an auction does not culminate within (one) 1 month of the Inventory Audit date due to circumstances not caused by InterSchola, a follow up Surplus Assessment will be required to confirm that the items remain in the same condition as at the time of the Inventory Audit.

NEW
INTERSCHOLA AUCTION MANAGEMENT: AUCTION LISTINGS, BUYER MARKETING & CUSTOMER SUPPORT – ONLY

In specific instances, it may not be feasible or cost effective for InterSchola to conduct an Inventory Audit (e.g. in the case that a Client has only a small number of low value surplus items or if the Client's location is not serviceable by an InterSchola Field Specialist). In these instances, and/or by special request of the Client, InterSchola may suggest that Client gather the minimum required information (including digital pictures) from which InterSchola Auction Management staff will create listing(s), market the auctions and provide customer support.

Description	Terms
Auction Listings, Buyer Marketing & Customer Support – Only(*)	InterSchola will receive the greater of $250.00 or 25% of Net Sale Price of the items inventoried by the Client and listed for Sale by InterSchola

(*) Should a Client offer information to InterSchola in lieu of an InterSchola in-person Inventory Audit, information will need to be verified for accuracy and completeness through a phone interview with a Client Representative that is knowledgeable about the asset(s). Client agrees to handle inspection and shipping/pickups for such items. If InterSchola does not feel it is appropriate to list items as described, InterSchola will decline such opportunity.

INTERSCHOLA INTERNAL REDISTRIBUTION MODEL

Description	Terms
InterSchola Internal Redistribution Model	Pricing Available Upon Request

PUBLIC NOTICE/PUBLIC ADVERTISEMENT

- If Client does not use a Continuous Public Notice and Public Notice is not posted according to the auction schedule, resulting in a delay of auction launch, InterSchola may have to return to the Client location to perform a surplus assessment to confirm that the items remain in the same condition as at the time of the Inventory Audit...
- Client is responsible for any fees associated with posting the required public notices under the applicable provisions of the public agency regulations governing the sale, including but not limited to specific public advertising costs, if a specific form of advertising is required or determined to be necessary by the Client.

INSPECTION/PICKUP/SHIPPING EVENTS

- As part of its Standard Auction Services, InterSchola agrees to remain on the Client site for a maximum of two (2) hours for each Inspection Event and/or Pickup/Shipping Event. If a buyer is unable to commence pickup during the scheduled timeframe, InterSchola will either a) prepare item and paperwork for smooth handoff upon the buyer's arrival or b) work with Buyer to reschedule pickup at their own cost. If it is required by Client that InterSchola remain on site for longer than two (2) hours (including time spent at multiple locations and including Complex/ Salvage and Public Agency Sale items), then an additional Service Fee of $50.00/hour will be charged to Client.
- If a scheduled Pickup Event is interrupted or does not occur due to issues with availability of the Client Representative, a customer service refund may be required (see Refunds below) and Client may be asked to host a subsequent Pickup Event for the buyer at their convenience where an InterSchola representative is not required to be present at no cost to InterSchola and no additional revenue to Client. (See ADDITIONAL CLIENT COMPENSATION POTENTIAL below.)

REFUNDS

- All refunds negotiated by InterSchola are a reduction to Sale Price yielding a Net Sale Price ("Net Sale Price'). InterSchola Commission/ Client Proceeds calculations are based on Net Sale Price.
- If refund is caused by misinformation from client, missing or damaged items, Client will be charged a fee in the amount of the greater of 50% of the refund amount or $100.00. The fee to Client is not to exceed $500.00 per item.

TERMINATED AUCTIONS

- Items removed from the auction process at the client's request after Inventory Audit but before auction listing will be assessed a fee of $35.00 per Item.
- Items removed from the auction process at the client's request after auction listing will be assessed a fee equal to 50% of: the auction start price, bid price at the time the auction is ended or selling price if the item has been sold. The fee to Client is not to exceed $500.00 per Item.

ADDITIONAL CLIENT COMPENSATION POTENTIAL

- If Client is asked to manage a Pickup Event for a Buyer(s) where an InterSchola representative is not required to be present, then Client may by special request to earn $25.00 per Pickup Event (not including pickup by a 3rd party carrier where preparation has been completed by InterSchola in advance of such pickup.)
- If Client is able and willing to offer specialized equipment (e.g. tow truck, crane or backhoe) to assist with a Pickup Event, then Client may by special request earn an agreed to fee to be paid by the Buyer(s) who confirms in advance the desire to engage Client for such service. Such fee for service will be discussed in advance of the listing creation and in such instances, InterSchola will manage the notice, confirmation, collection and payment of fees from Buyer.

*****INTERSCHOLA COMMISSIONS AND FEES WILL BE ITEMIZED AND DEDUCTED FROM THE TOTAL CLIENT PROCEEDS FOR COMPLETED SALES AS SUMMARIZED ON THE CLIENT PROCEEDS REPORT. ADDITIONAL CLIENT COMPENSATION AMOUNTS WILL BE ADDED TO THE CLIENT PROCEEDS REPORT.**

CUSTOMER M.A.C.D. REQUEST FORM

COX Business Services

Today's Date: 2/13/2013
Call Taken By: Joanne Plumeri
Call Back Number: 949-546-2816

CUSTOMER / ACCOUNT INFORMATION

Customer Account #: 457852-01
Customer Name: CUSD/Capistrano Unified School District
Current Address: 33122 Valle Rd., San Juan Capistrano, CA 92675
Contact Name: Dr. Susan E. Holliday Ex/ Director Technology
Contact Phone: 949-234-9463

REQUESTED ACTION: Please choose appropriate Move, Add/Change or Disconnection action below

Unless otherwise stated, the terms of the Commercial Service Agreement apply to the changes, and this form is incorporated therein.

X ADD/CHANGE: **This addendum will confirm Capistrano Unified School District's agreement to purchase additional Transparent LAN goods and services in excess of $60,000 per month, but not to exceed $80,000 per month, and does not extend the termination date of the original contract (06-30-2014).**

Voice	Data	Video	Other	Service Description	Date	Term	Monthly Price Per Unit	Total Service Charges: Monthly Recurring / Access Charge	Total Service Charges: Non Recurring/One-time Activation and Set-up Fees
				Metro E upgrades					
				32972 Calle Perfecto: California Prep Academy: 4570001				$0.00	waived
				Upgrade 300Mbps to 1 GIG	ASAP	existing	$1,350.00	$1,350.00	waived
	x			**2 Liberty B: Transportation North 45614301:**				$0.00	waived
				Upgrade 150Mbps to 1 GIG	7/1/2013	existing	$1,350.00	$1,350.00	waived
	x			**1271 Sarmentoso: Bernice Ayer Middle school: 45421701**				$0.00	waived
				Upgrade 300Mbps to 500Mbps	7/1/2013	existing	$1,200.00	$1,200.00	waived
	x			**30251 Sienna Pkwy: Oso Grande School 43376601**				$0.00	waived
				Upgrade 300Mbps to 500Mbps	7/1/2013	existing	$1,200.00	$1,200.00	waived
	x			**111 Park Avenue: Aliso Viejo Middle School 45419501**				$0.00	waived
				Upgrade 300Mbps to 500Mbps	7/1/2013	existing	$1,200.00	$1,200.00	waived
	x			**29070 Paseo Escuela: Niguel Hills Middle 45419601**				$0.00	waived
				Upgrade 300Mbps to 500Mbps	7/1/2013	existing	$1,200.00	$1,200.00	waived
	x			**240 Via Socorro: Shorecliffs Middle 45420501**				$0.00	waived
				Upgrade 300Mbps to 500Mbps	7/1/2013	existing	$1,200.00	$1,200.00	waived
	x			**25001 Veterans way: Newhart Middle 45542001**				$0.00	waived
				Upgrade 300Mbps to 500Mbps	7/1/2013	existing	$1,200.00	$1,200.00	waived
*				**Existing term through 6/30/2014**			**Totals:**	**$9,900.00**	**$0.00**

Prices are subject to all applicable taxes/fees as regulated by the California Public Utilities Commission, the FCC and local franchise boards.

Customer Name & Signature: _____ **Fax To Cox @ :** 949-546-4109

EXHIBIT 19

Capistrano Unified School District

Excellence in Education

33122 Valle Road, San Juan Capistrano, CA 92675 Telephone (949) 234-9200/FAX 248-9563

CAPISTRANO UNIFIED SCHOOL DISTRICT

BOARD OF TRUSTEES

JACK R. BRICK
President

GARY PRITCHARD, Ph. D.
Vice President

JOHN M. ALPAY
Clerk

ELLEN M. ADDONIZIO

ANNA BRYSON

LYNN HATTON

SUE PALAZZO

SUPERINTENDENT

JOSEPH M. FARLEY, Ed D.

CONTRACT FOR SERVICES AND/OR PRODUCTS

FOR E-RATE YEAR 14

The Capistrano Unified School District ("District" or "CUSD") and Cox Business ("Service Provider" or "Cox") together the ("Parties") sign this document for the purchase of eligible equipment and services as described on the attachment to this letter as part of the E-Rate Year 14 effort. Service Provider was selected based on Service Provider's response to the District's RFP or on the basis of a qualifying Form 470. The District intends to file a Funding Request Form 471 with the Universal Services Administrative Company (USAC), Schools and Libraries Division (SLD) E-Rate Program for eligible equipment and services based upon Service Provider's attached specifications and price quotations ("Proposal").

The purchase and providing of the eligible equipment and services described in the Service Provider's Proposal are expressly subject to, and conditioned on, satisfaction of all of the following conditions:

1. USAC approval of the District's request for funding through a formal Funding Commitment Decision Letter;
2. The District's formal acceptance of the USAC approved funding;
3. The District's final approval of next year's fiscal budget;
4. The District's formal approval and award of a detailed contract to Service Provider for the eligible equipment and services covered by the USAC approved funding.

Cox reserves the right to limit or discontinue services if all or part of funding is restricted. CUSD expressly acknowledges it is responsible for full payment for Services, including the credited amount on bills issued in advance of funding, in the event funding is denied in whole or in part by the Universal Service Administrative Company or the FCC. CUSD will be responsible for such full payment of all bills issued during E-Rate Year 14 and any subsequent funding years covered by this Contract. If CUSD is denied E-rate funding for any reason, Cox may elect to decrease the level of Services provided to CUSD. If full E-rate funding is not received within six months of the application date, then Cox may terminate the Agreement without further liability to either party.

Service Provider and CUSD each agree to act in accordance with their respective obligations under the laws and regulations of the federal Universal Service Fund Schools and Libraries program as administered by the Universal Service Administrative Company and the Federal Communications Commission in the procurement, delivery, installation, invoicing and all other transactions associated with the project. This contract will confirm CUSD's agreement to purchase Transparent LAN connection goods and services from Cox in an amount not to exceed $ 60,000.00 per month.

The term of this contract shall commence on July 1, 2011 and shall terminate on June 30, 2014.

Service Provider:

Cox Business

Signature: _____

Printed Name: Tim Hinson

Title: Vice President

Date: 2-23-11

Applicant Name:

Capistrano Unified School District

Signature: _____

Print Name: Ronald N. Lebs

Title: Deputy Superintendent Business & Support Services

Date: 3/10/2011

COX Business Services

* L. Kurlander revisions 2-23-2011

Service Agreement

Requested Service Date:	7/1/2011	Sales Rep/Number:	Joanne Plumeri / # 75038
ICOMS Account #:	457852-01	Phone/Fax:	(949) 546-2816 / 546-3816

Customer Information

Company Name: Capistrano Unified School District
Street Address: 33122 Valle Rd.
City, State Zip: San Juan Capistrano, CA 92675

Billing Address (if different from service address)

Company Name:
Street Address:
City, State Zip:

Authorized Customer Representative

Name/Ordered By: Dr. Susan Holliday
Title/Position: Director of Educational Technology
Phone Number: 949-234-9463
FAX Number: 949-487-5431
E-mail (Req'd):
Additional Contact: Gabe Salinas 949-234-2652

Bill UNmerge: ☐ Yes Bill With: ☑ Yes ☐ NO

☑ New Service ☐ Move ☐ Addition ☑ Upgrade ☑ Change/Renewal ☑ Promo Name/Code:

Voice	Data	Video	Other		Quantity	Term	Monthly Price Per Unit	Total Service Charges: Monthly Recurring/ Access Charge	Total Service Charges: Non Recurring/One-time Activation
	X			100MbpsTransparent LAN connection for Internet Access*	1	3 Years	$1,300.00	$1,300.00	
	X			10Mbps/2Mbps	2	3 Years	$250.00	$500.00	
	X			150Mbps Transparent LAN connection	37	3 Years	$980.00	$36,260.00	
	X			200Mbps Transparent LAN conncetion	10	3 Years	$1,100.00	$11,000.00	
	X			Gig E Aggregation port (with $150 VLAN tagging)	2	3 Years	$1,650.00	$3,300.00	
	X			T1 (Career Center Mission Viejo Mall)	1	3 Years	$299.00	$299.00	
	X			Gig E Circuit at Transportation North and to old D. O.**	2	3 Years	$2,500.00	$5,000.00	
*							Totals:	$57,659.00	

Prices are subject to all applicable taxes/fees as regulated by the California Public Utilities Commission, the FCC and local franchise boards.

Equipment Description	Quantity	Rental Fee Per Unit	Total Service Charges: One-time Equipment Fee	Total Service Charges: Installation Fees
*		Totals:		

Special Terms/Conditions:

*This circuit to connect to OCDE for nternet Access. Estimated taxes are 3% for e-rate purposes. Upgrades available: 300Mbps $1300, 500Mbps $1500
**Existing Gig co-terminus w/ this contract term.Based on form 470# 109970000885914 Year 14 3 Yr. term 2011-2014, w/ 2 one yr. voluntary extensions.

The undersigned represents that he/she is the Customer or is the Authorized Customer Representative identified above and is authorized to sign this Agreement on behalf of Customer for the services in this Agreement and that the customer information is true and correct. This Agreement binds Customer to the Rates, Terms and Conditions of Service applicable to each of the services selected above, ~~including any termination penalties that may apply.~~ Customer understands that telephone services selected above are provided by Cox California Telcom, LLC, and that such services are generally subject to rates, terms and conditions contained in Cox Local Exchange Tariff CA PUC No -1 on file with, as well as the regulations of, the California Public Utilities Commission and/or the Federal Communications Commission, and that such regulations may change from time to time. If Customer subscribes to or uses State-to-State and/or International telecommunications services, such services shall be provided pursuant to the Cox Customer Service Agreement which may be found at our web site at www.cox.com/telephone/customerservicesagreement.asp. All Services are subject to the Terms and Conditions on Pages 2 & 3 attached hereto. nternet, Data, Web Hosting, CoxMail(sm)E-Mail Services, if selected by Customer, are subject to Acceptable Use Policies located at www.coxbusiness.com/acceptableusepolicy.pdf and Customer acknowledges receipt of these by signing below. The undersigned authorizes Cox to check credit and this Agreement is subject to credit approval. Prices listed do not include applicable taxes, fees, assessments or surcharges. ~~Termination charges equal to the sum of the activation charge for the service if waived by the Company at service initiation plus 100% of any monthly charges for the unfulfilled term commitment will be applied if service is terminated prior to the term commitment indicated above.~~ Where there is a conflict between the tariff and the rate, tems, and conditions in this CSA, the tariff controls.

Authorized Customer Representative on behalf of Capistrano Unified School District		**CoxCom, Inc.; Cox California Telcom, LLC** 29947 Avenida De Las Banderas, Rancho Santa Margarita, CA 92688	
Signature:		Signature:	
Printed Name:	Ronald N. Lebs	Printed Name:	Jim Hinson
Title/Position:	Deputy Superintendent	Title/Position:	V.P. Cox Business
Date:		Date:	2-23-11

318

©2001 Cox Communications, Inc. All rights reserved.

2/23/2011

A. Terms and Conditions for Regulated Services

1. **Tariffs** The terms and conditions of regulated service provided to Customer under this Agreement are contained in tariffs on file with state and/or federal regulatory authorities. These tariffs shall govern the provision of regulated service, and Cox may amend such tariffs and regulated service shall be subject to such tariffs, as amended. Customer must disclose to Cox if Customer intends to use the Services in connection with payphone service.

2. **Telephone Numbers** The Customer has no property right in the telephone number associated with the telephone service provided by Cox; provided, however, if Customer ports a telephone number from another carrier to Cox, Cox will use such number with Customer's telephone Service. Any telephone number designated by Cox in advance of the activation of Cox telephone service is subject to change by Cox. Additional terms and conditions regarding telephone numbers are contained in Cox tariff(s) on file with regulatory authorities.

3. **State-to-State and International Services** If Customer subscribes to or uses state-to-state and/or International telecommunications Services from Cox, such Services shall be provided pursuant to the terms and conditions contained in Cox Customer Service Agreement which may be found at our web site: www.cox.com/telephone/customerservicesagreement.asp.

4. **PBX Usage.** If Customer uses a Private Branch Exchange (PBX) in connection with the Services, Customer is responsible for programming the PBX to ensure that agencies receiving E911 emergency calls through the PBX will receive appropriate information about the location of the caller.

5. **Small Business Customers.** This Section only applies to "Small Business Customers" as defined in State of California General Order 168. Customer may cancel telephone Service under this Agreement without termination liability within thirty (30) days after the new Service is initiated. This Section does not relieve the Customer from payment for per use and normal recurring charges applicable to the Service incurred before canceling, or for the reasonable cost of work done on the Customer's premises (such as wiring or equipment installation) before the Customer canceled. After this thirty (30) day right of cancellation, Customer may terminate telephone Service either by written or verbal notice to Cox. The Customer will be responsible for payment of all charges due for Service provided up to the date of Service termination, in addition to any applicable termination liabilities under the tariff.

ICB Arrangements. If this Agreement is an Individual Case Basis arrangement, this Agreement may not be effective until approved by regulatory authority. If this Agreement and/or the related filing documents are not approved by the applicable regulatory authority, Cox may terminate this Agreement.

B. Terms and Conditions of Data, Internet, Web Hosting, Web Conferencing, Video and unregulated Services.

1. **Payment** Customer shall pay for all monthly service charges, plus one-time set-up, installation and/or construction charges. Cox may change Video and music Service prices periodically during the Term of this Agreement. Unless stated otherwise herein, monthly charges for Services shall begin upon installation of Service, and installation charges, if any, shall be due upon completion of installation. Any amount not received by the due date shown on the applicable bill will be subject to interest or a late charge at the maximum rate allowed by law. If applicable to the Service, Customer shall pay sales, use, gross receipts, excise, access, universal service fund assessments, 911 fees, franchise fees, bypass or other local, state and Federal taxes or charges imposed on the use of the Services. Taxes will be separately stated on the Customer's invoice. No interest shall be paid on deposits.

2. **Service and Installation** Cox shall provide Customer with the Services and Equipment identified on the first page of this Agreement; provided, however, if Cox determines that Customer's location is not serviceable under Cox's normal installation guidelines, Cox may terminate this Agreement. Customer is responsible for damage to any Cox equipment. Customer may use the Services for any lawful purpose, provided that such purpose (a) does not interfere or impair the Cox network, equipment or facilities and/or (b) complies with the applicable Acceptable Use Policies ("AUP") which are incorporated herein by reference. Customer shall use the equipment only for the purpose of receiving the Services. Customer shall not make any connections to the equipment which are not expressly authorized in writing by Cox or permit tampering, altering or repair of the equipment by any person other than Cox's authorized personnel. Unless provided otherwise herein, Cox shall use reasonable efforts to maintain the Services in accordance with applicable performance standards, however, Cox shall have no responsibility for the maintenance or repair of facilities and equipment it does not furnish.

For Cox Internet Services, bandwidth speed options may vary. Customer may not always receive or obtain optimal bandwidth speeds and Cox network management needs may require Cox to modify upstream and downstream speeds. Use of the data, Internet, web conferencing/web hosting Services shall be subject to the Cox AUP and the AUP is available online at www.coxbusiness.com/acceptableusepolicy.pdf. The AUPs may be amended from time to time during the Term of this Agreement. Customer's continued use of the Services following an amendment shall constitute acceptance. Cox is not responsible for the networks or facilities of third parties which may be necessary to provide Service. For video and music Services, Cox reserves the right to change channel line-up at any time.

3. **Service Date and Term** This Agreement shall be effective upon execution by the parties. Services shall be provided for the applicable term set forth on the first page of this Agreement. Cox shall use reasonable efforts to make the Services available by the requested service date. Cox shall not be liable for any damages whatsoever resulting from delays in meeting any service dates due to delays resulting from construction or for reasons beyond its control.

4. **Customer Responsibilities** Customer is responsible for arranging all necessary rights of access for Cox within the Customer's premises, including space for cables, conduits, and equipment as necessary for Cox-authorized personnel to install, repair, inspect, maintain, replace or remove any and all facilities and equipment provided by Cox. Customer shall provide a secured space with electrical power, climate control and protection against fire, vandalism, and other casualty for Cox's equipment. Customer shall use the Services in compliance with all applicable laws and ordinances, as well as applicable leases and other contractual agreements between Customer and third parties. If Customer engages in a public performance of any copyrighted material contained in any of the Services provided under this Agreement, the Customer, and not Cox, shall be responsible for obtaining any public performing licenses. Customer is responsible for ensuring that Customer's equipment is compatible for the Services selected and with the Cox network.

5. **Equipment** Unless otherwise provided herein, Customer agrees that Cox shall retain all rights, title and interest to facilities and equipment installed by Cox thereunder and that Customer shall not create or permit to be created any liens or encumbrances on such equipment. Internal Wiring shall not be considered equipment and shall become the property of Customer upon initiation of Service. Cox shall install equipment necessary to furnish the video Services to Customer. Customer shall not modify or relocate equipment installed by Cox or install any other equipment, including servers in connection with data/Internet without the prior written consent of Cox.

For Cox-owned equipment, Customer shall, at the expiration or termination of this Agreement, return the equipment in good condition, ordinary wear and tear resulting from proper use excepted. In the event the equipment is not returned to Cox in good condition, Customer shall be responsible for the value of such equipment. Cox shall repair any equipment owned by Cox at no charge to Customer provided that damage is not due to misuse, abuse or other disaster including acts of God. If additional equipment, including but not limited to, monitors, computers, circuits, software or other devices, are required by Customer to use the Services, Customer shall be responsible for such equipment.

6. **Resale of Service** Except for Web Hosting, Customer may not resell any portion of the Service to any other party. Customer shall be responsible for any software and content displayed and distributed by Customer or Customer's web hosting customers, if any.

7. **Default** If Customer fails to comply with any material provision of this Agreement, including, but not limited to failure to make payment as specified, then Cox, at its sole option, may elect to pursue one or more of the following courses of action upon proper notice to Customer as required by tariff or applicable law: (i) terminate service whereupon all sums then due and payable shall become immediately due and payable, (ii) suspend all or any part of Services, and/or (iii) pursue any other remedies, including reasonable attorneys' fees, as may be provided at law or in equity, including the applicable termination liabilities.

T:\Legal\New Svcs\mpadilla\Orange County\Commercial Services T&Cs Gen Order 9-23-2004 (62205).doc

8. **IP Address and Domain Name Registration** Cox will allocate IP addresses to Customer according to InterNIC guidelines. All IP addresses assigned by Cox must be relinquished by Customer upon the expiration, termination or cancellation of this Agreement. IP address shall be subject to the IP policy in the AUP. If Customer requests, Cox will register an available domain name on behalf of Customer, and such registration shall be subject to rules promulgated by the domain name registrar, which may be amended from time to time and are presently posted at for Register.com http://globalpartnernetwork.websitegalaxy.com/servicesagreement.html or Verisign at http://www.netsol.com/en_US/legal/static-service-agreement.jhtml. Customer is responsible for payment and maintenance of domain name registration.

9. **Termination** [redacted] After the initial term, this Agreement shall automatically renew on a month-to month basis and shall be subject to terms of this Agreement. Termination by Customer must be in writing and provide Cox with thirty (30) days prior notice.

10. LIMITATION OF LIABILITY. COX SHALL NOT BE LIABLE FOR DAMAGES FOR FAILURE TO FURNISH OR INTERRUPTION OF ANY SERVICES, NOR SHALL COX BE RESPONSIBLE FOR FAILURE OR ERRORS IN SIGNAL TRANSMISSION, LOST DATA, FILES OR SOFTWARE DAMAGE REGARDLESS OF THE CAUSE. COX SHALL NOT BE LIABLE FOR DAMAGE TO PROPERTY OR FOR INJURY TO ANY PERSON ARISING FROM THE INSTALLATION OR REMOVAL OF EQUIPMENT UNLESS CAUSED BY THE NEGLIGENCE OF COX. UNDER NO CIRCUMSTANCES WILL COX BE LIABLE FOR ANY SPECIAL OR CONSEQUENTIAL DAMAGES INCLUDING LOST PROFITS ARISING FROM THIS AGREEMENT.

11. **Assignment** Customer may not assign, in whole or in part, this Agreement without the prior written consent of Cox, which consent may be withheld in Cox's discretion. Cox may assign this Agreement and Service may be provided by one or more legally authorized Cox affiliates.

12. WARRANTIES EXCEPT AS PROVIDED HEREIN, THERE ARE NO AGREEMENTS, WARRANTIES OR REPRESENTATIONS, EXPRESS OR IMPLIED, EITHER IN FACT OR BY OPERATION OF LAW, STATUTORY OR OTHERWISE, INCLUDING WARRANTIES OF MERCHANTABILITY AND FITNESS FOR A PARTICULAR PURPOSE, RELATING TO THE SERVICES. SERVICES PROVIDED ARE A BEST EFFORTS SERVICE AND COX DOES NOT WARRANT THAT THE SERVICES, EQUIPMENT OR SOFTWARE SHALL BE ERROR-FREE OR WITHOUT INTERRUPTION. COX MAKES NO WARRANTY AS TO TRANSMISSION OR UPSTREAM OR DOWNSTREAM SPEEDS OF THE NETWORK.

13. [redacted] and hold Cox and its respective affiliates, subcontractors, employees or [redacted]g payment of reasonable attorneys fees) from and against any claim, actions or demands [redacted] including without limitation (i) any content or software displayed, distributed or otherwise disseminated by the [redacted] of the Services; [redacted] that Customer's use of the Service including the registration and maintenance of Customer's selected [redacted] name(s), infringes on the patent, copyright, trademark or other intellectual [redacted] third party; (iii) any malicious act or act in violation of any laws [redacted] Customer, its employees or users using the Services; and/or (iv) violation by Customer, its employees or authorized users of the [redacted]

14. **Viruses, Content, Customer Information** Software or content obtained from the use of Service may contain viruses or other harmful features and Customer is solely responsible for protecting its equipment and software from such matters. Through the use of the Service, Customer may obtain or discover content that is offensive or illegal and Customer assumes the risk and is solely responsible for its access to such content. Cox may delete any internet traffic or e-mail that contains a virus.

15. **Miscellaneous** This Agreement, the tariffs, the documents referenced herein, and the AUPs constitute the entire agreement between Cox and Customer for the Services and equipment provided herein. The invalidity or unenforceability of any term or condition of this Agreement shall not affect the validity or enforceability of any other provision. This Agreement may be modified, waived or amended only by a written instrument signed by the parties; provided Cox may modify the AUP and if Customer continues to use the Service, Customer shall be bound by such AUP as modified. The rights and obligations of the parties under this Agreement shall be governed by the laws of the State of California. The failure by either party to exercise one or more rights provided in this Agreement shall not be deemed a waiver of the right to exercise such right in the future.

Notices required by this Agreement shall be in writing and shall be delivered either by personal delivery or by mail. If delivered by mail, notices shall be sent by any express mail service; or by certified or registered mail, return receipt requested; with all postage and charges prepaid. All notices and other written communications under this Agreement shall be addressed to the parties at the addresses on the first page of this Agreement, or as specified by subsequent written notice delivered by the party whose address has changed.

16. **Regulatory Authority-Force Maleure** This Agreement and the obligations of the parties shall be subject to modification to comply with all applicable laws, regulations, court rulings, and administrative orders, as amended. In no event shall either party have any claim against the other for failure of performance if such failure is caused by acts of God, natural disasters including fire, flood, or winds, civil or military action, including riots, civil insurrections or acts of terrorists or the taking of property by condemnation.

17. **Web Hosting Servers.** Cox reserves the right to select the server for Customer's web site for best performance. The Customer understands that the Services provided by Cox may be provided on a shared server. This means that one web site cannot be permitted to overwhelm the server with heavy CPU usage, for example from the use of highly active CGI scripts or chat scripts. If the Customer's web site overwhelms the server and causes complaints from other users, the Customer has outgrown the realm of shared services and will be required by Cox to relocate its web site. If the Customer refuses to comply with this Section, then Cox has the right to terminate the Services. Cox will use reasonable efforts to maintain a full time internet presence for the Customer. The Customer hereby acknowledges that the network may, at various time intervals, be down due, but not restricted to, utility interruption, maintenance equipment failure, natural disaster, acts of God, or human error and Cox shall not be liable to customer for such outages or server downtime.

18. **Digital Millennium Copyright Act.** Cox is registered under the Digital Millennium Copyright Act of 1998. Pursuant to 17 U.S.C. Section 512(c)3, if you believe that a Web page hosted by Cox is violating your rights under U.S. copyright law, you may file a complaint with Cox's designated agent. Please contact DMCA@Cox.com for information necessary to file your complaint with Cox.

19. **E-Rate Customers.** Customer shall apply annually to the Schools and Libraries Division, "SLD" for federal E-Rate funding, and California Telecommunications Fund (CTF) for state funding and Customer shall designate Cox as its provider of Services. Customer shall also provide Cox with all documentation that is in response to all queries, inquires and requests as part of the SLD's Program Integrity Assurance (PIA) process within three (3) business days of receipt and/or delivery thereof. Customer also acknowledges that increases and decreases in funding for Services may occur from the SLD and the CTF. If Customer is denied SLD and/or CTF funding for any reason, Cox may then elect to decrease the level of Services provided to Customer. If full E-Rate and/or CTF funding is not received within 6 months of application date, or by the opening of the application window for the following funding year, then Cox may terminate the Agreement without further liability to Cox or the Customer. Additionally, if full E-Rate and/or CTF funding is not received and Cox elects to terminate the Services during the contract term, then Customer may be subject to termination liabilities.

ICB Service Agreement

Business®

Sales Number:	75038	Sales Phone:	949-546-2816
Sales Rep:	Joanne Plumeri	Sales Fax:	949-546-3816

CUSTOMER INFORMATION

Company Name:	CUSD
Doing Business As:	
Service Address:	33122 VALLE RD
City/State/Zip:	SAN JUAN CAPISTRANO, CA 92675
Company ID#:	4820

AUTHORIZED CUSTOMER CONTACT INFORMATION

Name:	Susan Holliday
Title:	Director Education Services
Bus. Phone:	949-234-9463
Cell Phone:	
Business Fax:	
E-Mail Address:	

BILLING INFORMATION (if different from service address)

Billing Name:	District Office
Billing Address:	33122 VALLE RD
City/State/Zip:	SAN JUAN CAPISTRANO, CA - 92675

ADDITIONAL AUTHORIZED CUSTOMER CONTACTS

Name:	Gabe Salinas
Phone:	949-234-5511

Type	Service	Qty	Term Mo.	Unit Price	(MRC) Monthly Recurring Charge	(NRC) Non Recurring/One Time Activation & Set-Up Fees	Waived NRC
New	Metro Ethernet	1	60	0.00	0.00	0.00	0.00
New	- Locations: 33122 VALLE RD (Metro E EVC),			0.00	63,280.00	0.00	0.00
			Contract Totals:		63,280.00	0.00	

Special Conditions:

This is an addendum to the existing contract for data services e-rate Year 15, July 1, 2012 to upgrade data services. Customer has elected to exercise their option to do the two year extension, contract end date is June 30, 2016. The additional revenue is $11,940 per month with existing revenue of $51,340.00, total $63,280.00 pre-discounts. Services include: one 10Gig port, 49 Metro E sites and two Cox Businss Modem sites. Please see attached spreadsheet for details.
$10, 740.00, pre discounts. The contract end date is June 30, 2016.

By signing this Agreement, you represent that you are the authorized Customer representative and the information above is true and correct. This Agreement binds Customer to the terms and conditions attached to this Agreement and any other terms and conditions applicable to the Services selected above, including without limitation, the Cox tariffs, Service Guides, state and federal regulations, the General Terms, and the Cox Acceptable Use Policy (the "AUP"). Customer acknowledges receipt and acceptance of the AUP and the General Terms by signing this Agreement. This Agreement is subject to credit approval and Customer authorizes Cox to check credit. The prices above do not include applicable taxes, fees, assessments or surcharges which are additional and may change. This proposal is valid provided Customer signs and delivers this Agreement to Cox unchanged within thirty (30) days from the date above. Cox may withdraw this proposal at any time prior to Customer's signature. If, within thirty (30) days after Customer's signature below, Cox determines that Customer's location is not serviceable under Cox's normal installation guidelines, Cox may terminate this Agreement without liability. If Customer terminates or decreases any Service that is part of a bundle offering, the remaining Services shall be subject to price increases for the remaining Term. Both parties agree that each party may use electronic signatures to sign this Agreement. If Cox performs any work including construction or incurs any costs to provide Service to Customer and Customer cancels this Agreement prior to Service installation, Customer shall be liable for Cox's reasonable costs in addition to any other termination charges. I acknowledge that I have read and understand the 911 disclosures in Section 2 of the Service Terms.

Authorized Customer Representative on behalf of CUSD

Signature:
Printed Name: Terry Flynt
Title Position: Director, Purchasing
Date: 7/24/12

Cox Communications California, LLC; Cox California Telcom, LLC
29947 Avenida De Las Banderas, Rancho Santa Margarita, CA 92688

Signature:
Printed Name: DAMON STONE
Title Position: SALES MANAGER
Date: 7-8-12

	School	Location address	Current Speed	Current MRC	Proposed Speed	City	New MRC
1	DO	33122 Valle Road, San Juan Capistrano, CA 92675	1GIG	$ 1,500.00	10GIG	CapoBeach	**$ 7,500.00**
2	Aliso Niguel High School	28000 Wolverine Way, Aliso Viejo, CA 92656	200mb	$ 1,100.00	500mb	AlisoViejo	$ 1,200.00
3	Capo Valley High School	26301 Via Escolar, Mission Viejo, California 92692	200mb	$ 1,100.00	500mb	MissionViejo	$ 1,200.00
4	Dana Hills High School	33333 Golden Lantern, Dana Point, CA 92629	200mb	$ 1,100.00	500mb	DanaPoint	$ 1,200.00
5	San Clemente High School	700 Avenida Pico, San Clemente, CA 92673	200mb	$ 1,100.00	500mb	SanClemente	$ 1,200.00
6	San Juan Hills High School	29211 Vista Montana, San Juan Capistrano, CA 92675	200mb	$ 1,100.00	500mb	SanJuanCapo	$ 1,200.00
7	Tesoro High School	1 Tesoro Creek Road, Las Flores, CA 92688	200mb	$ 1,100.00	500mb	LasFlores	$ 1,200.00
8	Bernice Ayer Middle School	1271 Sarmentoso, San Clemente, CA 92673	100mb	$ 980.00	300mb	SanClemente	$ 1,100.00
9	Carl Hankey Middle School	27252 Nubles, Mission Viejo, CA 92692	100mb	$ 980.00	500mb	MissionViejo	$ 1,200.00
10	Chaparral School	29001 Sienna Parkway, Ladera Ranch, California 92694	200mb	$ 1,100.00	500mb	LaderaRanch	$ 1,200.00
11	Oso Grande School	30251 Sienna Parkway, Ladera Ranch, CA 92694	100mb	$ 980.00	300mb	LagunaNiguel	$ 1,100.00
12	Transportation South	26126 Victoria, Capo Beach,CA	10.0/2.0 HFC	$ 250.00	10.0/2.0 HFC	AlisoViejo	$ 250.00
13	Serra High School	31422 Camino Capistrano, San Juan Capistrano, CA 92675	200mb	$ 1,100.00	500mb	SanJuanCapo	$ 1,200.00
14	Aliso Viejo Middle School	111 Park Ave., Aliso Viejo, CA 92656	100mb	$ 980.00	300mb	AlisoViejo	$ 1,100.00
15	Arroyo Vista Middle School	23371 Arroyo Vista, Rancho Santa Margarita, CA 92688	100mb	$ 980.00	500mb	RanSantaMarg	$ 1,200.00
16	Don Juan Avila Middle School	26278 Wood Canyon Dr., Aliso Viejo, CA 92656	100mb	$ 980.00	500mb	AlisoViejo	$ 1,200.00
17	Marco Forster Middle School	25601 Camino del Avion, San Juan Capistrano, CA 92675	200mb	$ 1,100.00	500mb	SanJuanCapo	$ 1,200.00
18	Ladera Ranch Middle School	29551 Sienna Parkway, Ladera Ranch, CA 92694	200mb	$ 1,100.00	500mb	LaderaRanch	$ 1,200.00
19	Las Flores Middle School	25862 Antonio Parkway, Las Flores, CA 92688	100mb	$ 980.00	500mb	LasFlores	$ 1,200.00
20	Niguel Hills Middle School	29070 Paseo Escuela, Laguna Niguel, CA 92677	100mb	$ 980.00	300mb	LagunaNiguel	$ 1,100.00
21	Shorecliffs Middle School	240 Via Socorro, San Clemente, CA 92672	100mb	$ 980.00	300mb	SanClemente	$ 1,100.00
22	Vista Del Mar Middle School	1130 Avenida Talega , San Clemente , CA 92673	100mb	$ 980.00	500mb	SanClemente	$ 1,200.00
23	Harold Ambuehl School	28001 San Juan Creek Road, San Juan Capistrano, CA 92675	100mb	$ 980.00	300mb	SanJuanCapo	$ 1,100.00
24	Barcelona Hills School	23000 Via Santa Maria, Mission Viejo, CA 92691	100mb	$ 980.00	300mb	MissionViejo	$ 1,100.00
25	Bathgate School	27642 Napoli Way, Mission Viejo, CA 92692	100mb	$ 980.00	300mb	MissionViejo	$ 1,100.00
26	Truman Benedict School	1251 Sarmentoso, San Clemente, CA 92673	100mb	$ 980.00	300mb	SanClemente	$ 1,100.00
27	Marian Bergeson School	25302 Rancho Niguel Road, Laguna Niguel, CA 92677	100mb	$ 980.00	300mb	LagunaNiguel	$ 1,100.00
28	Canyon Vista School	27800 Oak View Drive, Aliso Viejo, CA 92656	100mb	$ 980.00	300mb	AlisoViejo	$ 1,100.00
29	Castille School	24042 Via La Coruna, Mission Viejo, CA 92691	100mb	$ 980.00	300mb	MissionViejo	$ 1,100.00
30	Concordia School	3120 Avenida del Presidente, San Clemente, CA 92672	100mb	$ 980.00	300mb	SanClemente	$ 1,100.00
31	Crown Valley School	29292 Crown Valley Parkway, Laguna Niguel, CA 92677	100mb	$ 980.00	300mb	LagunaNiguel	$ 1,100.00
32	R.H. Dana/ENF School	24242 La Cresta Dr., Dana Point, CA 92629	100mb	$ 980.00	300mb	DanaPoint	$ 1,100.00
33	Laguna Niguel School	27922 Niguel Heights Boulevard, Laguna Niguel, CA 92677	100mb	$ 980.00	300mb	LagunaNiguel	$ 1,100.00
34	Las Palmas School	1101 Calle Puente, San Clemente, CA 92672	100mb	$ 980.00	300mb	SanClemente	$ 1,100.00
35	Clarence Lobo School	200 Avenida Vista Montana, San Clemente, CA 92672	100mb	$ 980.00	300mb	SanClemente	$ 1,100.00
36	John S. Malcom School	32261 Charles Road, Laguna Niguel, CA 92677	100mb	$ 980.00	300mb	LagunaNiguel	$ 1,100.00
37	Marblehead School	2410 Via Turqueza , San Clemente , CA 92673	100mb	$ 980.00	300mb	SanClemente	$ 1,100.00
38	Moulton School	29851 HIGHLANDS AVE, LAGUNA NIGUEL, CA - 92677	100mb	$ 980.00	300mb	AlisoViejo	$ 1,100.00
39	Oak Grove School	22705 Sanborn , Aliso Viejo, CA 92656	100mb	$ 980.00	300mb	AlisoViejo	$ 1,100.00
40	Palisades School	26462 Via Sacramento, Capistrano Beach, CA 92624	200mb	$ 1,100.00	300mb	LaderaRanch	$ 1,100.00
41	Philip Reilly School	24171 Pavion, Mission Viejo, CA 92692	100mb	$ 980.00	300mb	CapoBeach	$ 1,100.00
42	San Juan School	31642 El Camino Real, San Juan Capistrano, CA 92675	100mb	$ 980.00	300mb	MissionViejo	$ 1,100.00
43	Tijeras Creek School	23072 Avenida Empresa, Rancho Santa Margarita, CA 92688	100mb	$ 980.00	300mb	SanJuanCapo	$ 1,100.00

44	Viejo School	26782 Via Grande, Mission Viejo, CA 92691	100mb	$ 980.00	300mb	RanSantaMarg	$ 1,100.00
45	Wagon Wheel School	30912 Bridle Path, Trabuco Canyon, California 92679	100mb	$ 980.00	300mb	MissionViejo	$ 1,100.00
46	George White School	25422 Chapparosa Park Road, Laguna Niguel, CA 92677	100mb	$ 980.00	300mb	WagonWheel	$ 1,100.00
47	Wood Canyon School	23431 Knollwood, Aliso Viejo, CA 92656	100mb	$ 980.00	300mb	LagunaNiguel	$ 1,100.00
48	Adult Education (West View Academy)	31431 El Camino Real, San Juan Capistrano, CA 92675	100mb	$ 980.00	300mb	SanJuanCapo	$ 1,100.00
49	Bridges	31576 El Camino Real, San Juan Capistrano, CA 92675	10.2/2.0 HFC	$ 250.00	10.2/2.0 HFC	SanJuanCapo	$ 250.00
50	ELD	32972 Calle Perfecto, San Juan Capistrano, CA 92675	100mb	$ 980.00	100mb	SanJuanCapo	$ 980.00
51	Newhart Middle School	25001 Veterans Way, Mission Viejo, CA 92692	100mb	$ 980.00	300mb	MissionViejo	$ 1,100.00
52	Hidden Hills School	25142 Hidden Hills Road, Laguna Niguel, CA 92677	100mb	$ 980.00	300mb	LagunaNiguel	$ 1,100.00
				$ 51,340.00			**$ 63,280.00**

New	**$ 11,940.00**
Renew	**$ 51,340.00**

REVISED 3-8-13

CAPISTRANO UNIFIED SCHOOL DISTRICT
San Juan Capistrano, California

Personnel Activity List Board of Trustees Regular Meeting of March 13, 2013
Classified Employees

ACCEPT RESIGNATIONS/TERMINATIONS

Name	Position Title	Reason	Original Hire Date	Date of Separation
1. Ayala, Nancy	Inst Asst-Presch	Personal	02/25/2008	03/08/2013
2. Binkerd, Robert	Sub IF-Sp Ed Sub Inst Asst-Sp Ed Sub Inst Asst-Presch	District Initiated	03/20/2009	02/22/2013
3. Brockman, Denise	Elem Sch Clerk	Retirement	09/15/1988	06/14/2013
4. Bullard, Patricia	FS Worker	Voluntary	05/01/2007	03/01/2013
5. Devine, Kelly	ASB Worker	District Initiated	07/01/2004	03/07/2013
6. Harrell, Eric	Sub Sch Bus Driver	District Initiated	07/07/2011	03/07/2013
7. Marandi, Betty	Sub IF-Sp Ed Sub Inst Asst-Sp Ed Sub Inst Asst-Presch	District Initiated	11/03/2005	03/07/2013
8. Maxey, Everett	Inventory/Parts Specialist	Retirement	02/20/1990	06/28/2013
9. McPhee, Coral	ASB Worker	District Initiated	03/15/2003	03/07/2013
10. Meader, Cherie	FS Worker	Relocation	09/04/2007	03/15/2013
11. Mendoza, Maria	FS Worker	Voluntary	09/08/1999	02/27/2013
12. Oborn, Kimberly	Inst Asst-Sp Ed	Relocation	10/03/2011	05/24/2013
13. Reinhardt, Kay	IF-Sp Ed	Other Employment	10/09/2012	03/06/2013
14. Ruelas, Vicente	Sub Custodian	District Initiated	03/13/2009	02/28/2013
15. Starr, Laura	Inst Asst-Sp Ed	Other Employment	09/02/2008	03/14/2013
16. Swamy, Manaswini	Sub Student Supvr	Voluntary	02/16/2010	03/06/2013
17. Vagi, Marsha	Sub Clerk	District Initiated	03/06/2009	03/07/2013

APPROVE EMPLOYMENT

Name	Position-Part Time	Salary	Range Step	Effective Date
18. Honarbakht, Tonya	HS Campus Supvr (9.5mo/17.5hpw)	$15.93 hr	R25-1	03/14/2013
19. Jakovich, Alexis	Inst Asst-Computer Lab (9.5mo/15hpw)	$13.74 hr	R19-1	03/14/2013
20. Trinidad, Amy	Caregiver-Sp Ed (9.5mo/17.5hpw)	$13.74 hr	R19-1	03/14/2013

Name	Recall from Layoff	Salary	Range Step	Effective Date
21. Nol, Eric	Sch Bus Driver (9.5mo/Per bid)	$23.41 hr	R28-10	03/14/2013

EXHIBIT 20

CAPISTRANO UNIFIED SCHOOL DISTRICT
San Juan Capistrano, California

Personnel Activity List Board of Trustees Regular Meeting of March 13, 2013
Classified Employees

APPROVE EMPLOYMENT (Cont.)

Name	Position-Substitute	Salary	Range Step	Effective Date
22. Fairon, Colleen	Student Supvr	$10.00 hr		03/14/2013
23. Haq, Farah	IF-Sp Ed	$14.79 hr	R22-1	03/14/2013
	Inst Asst-Sp Ed	$14.08 hr	R20-1	
	Inst Asst-Sp Ed Presch	$13.74 hr	R19-1	
24. Madkins, Monique	IF-Sp Ed	$14.79 hr	R22-1	03/14/2013
	Inst Asst-Sp Ed	$14.08 hr	R20-1	
	Inst Asst-Sp Ed Presch	$13.74 hr	R19-1	
25. Nyhuis, Laura	Elem Sch Office Mgr	$19.41 hr	R33-1	02/20/2013
26. Ortiz Jr., Heliodoro	Custodian	$16.33 hr	R26-1	03/14/2013
27. Reinhardt, Kay	IF-Sp Ed	$14.79 hr	R22-1	03/14/2013
	Inst Asst-Sp Ed	$14.08 hr	R20-1	
	Inst Asst-Sp Ed Presch	$13.74 hr	R19-1	

Name	Position-Short Term	Salary	Effective Date
28. Harriague, Carmen	Student Supvr	$10.00 hr	03/14/2013

APPROVE CO-CURRICULAR ASSIGNMENTS

Name	Position	Location	Salary	Effective Date
29. Allison, Jim	Softball, Varsity (Asst)	Aliso Niguel HS	$3,044.00	02/11/2013-05/03/2013
30. Asay, Kaitlin	Lacrosse, Girls Varsity (Head)	Tesoro HS	$3,261.00	02/23/2013-05/10/2013
31. Bandaruk, Rita	Swimming, Girls Varsity (Asst)	San Clemente HS	$2,609.00	02/11/2013-05/03/2013
32. Esquibel, Steve	Baseball, Varsity (Asst)	Dana Hills HS	$3,044.00	02/13/2013-05/10/2013
33. Gilman, Steven	Baseball, Varsity (Asst)	San Juan Hills HS	$3,044.00	02/01/2013-05/10/2013
34. Grajales, Jazmin	Softball, Varsity (Asst)	San Juan Hills HS	$3,044.00	02/01/2013-05/10/2013
35. Harrison, Kenneth	Track, Girls Varsity (Asst)	Tesoro HS	$2,609.00	02/23/2013-05/30/2013
36. Munsell, Donald	Softball, Varsity (Head)	Tesoro HS	$3,478.00	03/14/2013-05/10/2013
37. Pierce, Carrie	Swimming, Girls Varsity (Asst)	Dana Hills HS	$2,609.00	02/28/2013-05/20/2013

CAPISTRANO UNIFIED SCHOOL DISTRICT
San Juan Capistrano, California

Personnel Activity List Board of Trustees Regular Meeting of March 13, 2013
Classified Employees

APPROVE CO-CURRICULAR ASSIGNMENTS (Cont.)

Name	Position	Location	Salary	Effective Date
38. Prosser, Matthew	Volleyball, Boys Varsity (Head)	San Juan Hills HS	$3,261.00	02/01/2013-05/10/2013
39. Staudenbaur, Sean	Water Polo, Girls (Asst)	San Clemente HS	$2,609.00	11/05/2012-02/08/2013
40. Zornig, Jeff	Volleyball, Boys Varsity (Asst)	San Juan Hills HS	$2,609.00	02/01/2013-05/10/2013

APPROVE CIF CO-CURRICULAR ASSIGNMENTS

Name	Position	Location	Salary	Effective Date
41. Arneson, James	Basketball, Girls Varsity (Head)	Tesoro HS	$ 347.80	02/10/2013
42. Beeler, Chad	Water Polo, Girls Varsity (Head)	Dana Hills HS	$ 326.10	02/11/2013
43. Brown, Robert	Wrestling, Varsity (Head)	Tesoro HS	$ 163.05	02/17/2013
44. Burns, Lacey	Basketball, Girls Varsity (Head)	San Clemente HS	$ 347.80	02/09/2013
45. Coakley, Raleigh	Soccer, Girls Varsity (Asst)	Dana Hills HS	$ 260.90	02/11/2013
46. Guilen, Taryn	Basketball, Girls Varsity (Head)	San Juan Hills HS	$ 347.80	02/11/2013
47. Haynes, Monica	Soccer, Girls Varsity (Asst)	San Juan Hills HS	$ 260.90	02/11/2013
48. Horn, DuWayne	Basketball, Boys Varsity (Asst)	San Clemente HS	$ 304.40	02/09/2013
49. Jarvis, Sheena	Soccer, Girls Varsity (Head)	Dana Hills HS	$ 326.10	02/11/2013
50. Karn, Kimberly	Soccer, Girls Varsity (Asst)	San Clemente HS	$ 260.90	02/09/2013
51. Moguet, Nicholai	Basketball, Girls Varsity (Asst)	San Juan Hills HS	$ 304.40	02/11/2013
52. Murray, Chris	Soccer, Boys Varsity (Asst)	San Clemente HS	$ 260.90	02/09/2013
53. Navabpour, Cyrus	Soccer, Boys Varsity (Asst)	Capistrano Valley HS	$ 260.90	02/09/2013
54. Needham, Paul	Soccer, Boys Varsity (Asst)	Tesoro HS	$ 260.90	02/10/2013

CAPISTRANO UNIFIED SCHOOL DISTRICT
San Juan Capistrano, California

Personnel Activity List Board of Trustees Regular Meeting of March 13, 2013
Classified Employees

APPROVE CIF CO-CURRICULAR ASSIGNMENTS (Cont.)

Name	Position	Location	Salary	Effective Date
55. Parks, Joshua	Basketball, Boys Varsity (Asst)	Tesoro HS	$ 304.40	02/10/2013
56. Powell, Christopher	Water Polo, Girls Varsity (Head)	San Clemente HS	$ 326.10	02/09/2013
57. Richter, Jessica	Basketball, Girls Varsity (Asst)	San Clemente HS	$ 304.40	02/09/2013
58. Whieldon, Randy	Basketball, Boys Varsity (Asst)	Capistrano Valley HS	$ 304.40	02/09/2013

APPROVE ASB FUNDED ASSIGNMENTS @ $10.00 PER UNIT

Name	Position	Location	Salary	Effective Date
59. Boomer, John	Golf, (Asst)	San Juan Hills HS	$2,500.00	02/01/2013-05/10/2013
60. Cardenas, Erik	Baseball, (Asst)	San Juan Hills HS	$1,500.00	02/01/2013-05/10/2013
61. Contestabile, Jocelyn	Softball, (Asst)	Capistrano Valley HS	$3,043.67	02/18/2013-05/10/2013
62. Cummings, Richard	Track/Field, (Asst)	San Clemente HS	$ 500.00	02/22/2013-05/03/2013
63. Dellefield, Rachel	Softball, JV	San Juan Hills HS	$2,000.00	02/01/2013-05/10/2013
64. Doane, Tim	Lacrosse, Boys (Asst)	Aliso Niguel HS	$2,000.00	02/11/2013-05/03/2013
65. Dorsey, Courtney	Track/Field, (Asst)	San Clemente HS	$1,200.00	02/11/2013-05/03/2013
66. Ela, Grady	Volleyball, Boys (Asst)	San Clemente HS	$1,000.00	02/11/2013-05/01/2013
67. Empey, Lisa	Swimming, (Asst)	Tesoro HS	$2,174.05	02/23/2013-05/10/2013
68. Feyerabend, Kort	Track/Field, (Asst)	San Clemente HS	$ 500.00	02/25/2013-05/03/2013
69. Flores, Mario	Track/Field, (Asst)	San Clemente HS	$2,200.00	02/11/2013-05/03/2013
70. Gorman, Micah	Baseball, (Asst)	Tesoro HS	$2,174.05	02/23/2013-05/10/2013
71. Grady, Jaren	Track, (Asst)	Tesoro HS	$1,500.00	03/14/2013-05/03/2013

CAPISTRANO UNIFIED SCHOOL DISTRICT
San Juan Capistrano, California

Personnel Activity List Board of Trustees Regular Meeting of March 13, 2013
Classified Employees

APPROVE ASB FUNDED ASSIGNMENTS @ $10.00 PER UNIT (Cont.)

Name	Position	Location	Salary	Effective Date
72. Grivett, Walter	Lacrosse, Girls (Asst)	Aliso Niguel HS	$1,500.00	02/11/2013-05/03/2013
73. Gurbach, David	Baseball, (Asst)	San Juan Hills HS	$2,500.00	02/01/2013-05/10/2013
74. Hall, Jonathan	Football	Tesoro HS	$1,890.00	11/26/2012-02/15/2013
75. Hatcher, Josh	Water Polo, Girls (Asst)	Tesoro HS	$2,174.05	11/19/2012-02/08/2013
76. Henderson, Zach	Lacrosse, Boys (Asst)	Aliso Niguel HS	$2,000.00	02/11/2013-05/03/2013
77. Henry, Todd	Softball, JV	Dana Hills HS	$2,600.00	02/23/2013-05/10/2013
78. Johnson, Justin	Swimming, (Asst)	Capistrano Valley HS	$2,608.00	02/18/2013-05/03/2013
79. Jones, Russ	Track/Field, (Asst)	Capistrano Valley HS	$2,608.00	02/23/2013-05/01/2013
80. Klaeb, Melissa	Swimming, Girls (Asst)	Capistrano Valley HS	$2,608.00	02/23/2013-05/01/2013
81. Langdon, Greg	Tennis, (Asst)	Aliso Niguel HS	$1,000.00	02/11/2013-05/03/2013
82. Madden, John	Lacrosse, Boys (Asst)	San Clemente HS	$3,000.00	02/27/2013-05/10/2013
83. McQuown, Keana	Lacrosse, (Asst)	Tesoro HS	$2,174.05	02/23/2013-05/10/2013
84. Michalkiewicz, Ed	Baseball, (Asst)	San Clemente HS	$2,200.00	02/11/2013-05/10/2013
85. Miranda, Jr., Albert	Track, (Asst)	Tesoro HS	$1,500.00	02/23/2013-05/03/2013
86. Montenios, Oscar	Baseball, (Asst)	San Clemente HS	$2,000.00	02/11/2013-05/10/2013
87. Moore, Katie	Swimming, Girls Varsity (Asst)	Dana Hills HS	$3,000.00	02/23/2013-05/03/2013
88. Murphy, Brent	Baseball, Varsity (Asst)	Aliso Niguel HS	$2,000.00	02/11/2013-05/03/2013
89. Nugent, Todd	Water Polo, Boys	Aliso Niguel HS	$2,000.00	01/08/2013-05/01/2013
90. Perez, Elias	Volleyball, Boys (Asst)	Tesoro HS	$2,174.05	02/23/2013-05/01/2013
91. Refice, Nicholas	Lacrosse, Boys Varsity (Asst)	Dana Hills HS	$2,500.00	02/23/2013-05/10/2013

CAPISTRANO UNIFIED SCHOOL DISTRICT
San Juan Capistrano, California

Personnel Activity List Board of Trustees Regular Meeting of March 13, 2013
Classified Employees

APPROVE ASB FUNDED ASSIGNMENTS @ $10.00 PER UNIT (Cont.)

Name	Position	Location	Salary	Effective Date
92. Renden, Tim	Swimming, Boys JV	Dana Hills HS	$3,000.00	02/23/2013-05/03/2013
93. Robinson, Harry	Track/Field, (Asst)	Capistrano Valley HS	$2,608.00	02/23/2013-05/01/2013
94. Sharifan, Tejave	Football, Off Season	San Juan Hills HS	$3,000.00	01/01/2013-03/31/2013
95. Staga, Jeff	Swimming, Boys Varsity (Asst)	San Juan Hills HS	$2,500.00	02/01/2013-05/10/2013
96. Summers, Kaitlyn	Color Guard	Aliso Niguel HS	$ 900.00	02/21/2013-07/31/2013
97. Swartz, Kyle	Lacrosse, Boys (Asst)	Aliso Niguel HS	$1,500.00	02/11/2013-05/03/2013
98. Thompson, Justin	Tennis, Boys (Asst)	Capistrano Valley HS	$2,608.00	02/23/2013-05/01/2013
99. Ward, Niles	Tennis, Boys (Asst)	San Juan Hills HS	$2,500.00	02/01/2013-05/10/2013

APPROVE EMPLOYMENT PENDING CLEARANCES

Name	Position-Full Time	Salary	Range Step	Earliest Effective Date
100. Grant, Patti	Elem Sch Office Mgr (10.5mo/40hpw)	$3,364.41 mo	R33-1	03/14/2013
101. Nguyen, Tam	Lead Technology Support Specialist (12mo/40hpw)	$6,385.74 mo	R55-3	03/14/2013

Name	Position-Substitute	Salary	Range Step	Earliest Effective Date
102. Barnar, Zeynep	IF-Sp Ed	$14.79 hr	R22-1	03/14/2013
	Inst Asst-Sp Ed	$14.08 hr	R20-1	
	Inst Asst-Sp Ed Presch	$13.74 hr	R19-1	
103. Goldbeck, Melissa	Nursing Specialist	$30.47 hr	R51-1	03/14/2013
104. Gudino, Gigi	IF-Sp Ed	$14.79 hr	R22-1	03/14/2013
	Inst Asst-Sp Ed	$14.08 hr	R20-1	
	Inst Asst-Sp Ed Presch	$13.74 hr	R19-1	

CAPISTRANO UNIFIED SCHOOL DISTRICT
San Juan Capistrano, California

Personnel Activity List Board of Trustees Regular Meeting of March 13, 2013
Classified Employees

APPROVE EMPLOYMENT PENDING CLEARANCES (Cont.)

Name	Position-Substitute	Salary	Range Step	Earliest Effective Date
105. Nee, Kathy	IF-Sp Ed Inst Asst-Sp Ed Inst Asst-Sp Ed Presch	$14.79 hr $14.08 hr $13.74 hr	R22-1 R20-1 R19-1	03/14/2013

APPROVE PROMOTION

Name	Former Position	Promotion	Range Step	Effective Date
106. Bordelon, Marcille	HS Library Media Clerk (10.5mo/40hpw)	HS Library Media Tech (Temp/40hpw)	R28-5	03/02/2013-04/16/2013
107. Huber, Charlene	Transp Dispatcher (12mo/40hpw)	Supvr IV, Transp Operations (Temp/40hpw)	R36-3	03/01/2013-03/15/2013
108. Merda, Kelli	Health Asst (9.5mo/17.5hpw)	Elem Sch Clerk (10.5mo/40hpw)	R26-2	03/14/2013
109. Umana-Choto, Rigoberto	Custodian I (12mo/40hpw)	Custodian III (Temp/40hpw)	R30-6	12/01/2012-01/25/2013

APPROVE REASSIGNMENTS

Name	Former Position	Reassignment	Range Step	Effective Date
110. Harnish, Jim	HS Campus Supvr (9.5mo/35hpw)	HS Campus Supvr (9.5mo/17.5hpw)	R25-4	03/14/2013

APPROVE TEMPORARY ADDITIONAL ASSIGNMENT

Name	Additional Assignment	Range Step	Effective Date
111. Bulloch, David	Inst Asst-Music TAA NTE 15.5 hrs (Assist with choir concerts)	R20-2	03/25/2013-05/24/2013
112. Hayes, Alejandra	Inst Asst Presch TAA NTE 3 hrs (Provide support during conferences)	R23-2	02/21/2013-03/31/2013

CAPISTRANO UNIFIED SCHOOL DISTRICT
San Juan Capistrano, California

Personnel Activity List Board of Trustees Regular Meeting of March 13, 2013
Classified Employees

APPROVE TEMPORARY ADDITIONAL ASSIGNMENT
PAY AT REGULAR RATE OF PAY

Name	Additional Assignment	Effective Date
113. Alston, Julie-Anne	IF-Sp Ed TAA NTE 4 hrs (Attend Hughes Bill basic training classes)	03/07/2013- 03/14/2013
114. Bellah, Martha	Inst Asst-Presch TAA NTE 10 hrs (Provide support during conferences)	02/21/2013- 03/31/2013
115. Bott, Christine	Inst Asst-Presch TAA NTE 5 hrs (Provide support during conferences)	02/21/2013- 03/31/2013
116. Crowe, Carmen	Blngl Comm Svcs Liaison TAA NTE 3 hrs (Translate parent involvement policy for Title I parents)	02/21/2013- 02/25/2013
	TAA NTE 20 hrs (Assist with Laura's House shelter enrollment)	03/01/2013- 06/11/2013
117. Curiel, Michele	IF-Sp Ed TAA NTE 17.5 hrs (Attend CAT classes)	01/29/2013- 03/14/2013
	TAA NTE 4 hrs (Attend Hughes Bill basic training classes)	03/07/2013- 03/14/2013
118. Delmege, Suzanne	IF-Sp Ed TAA NTE 4 hrs (Attend Hughes Bill basic training classes)	03/07/2013- 03/14/2013
119. Doering, Kimberly	IF-Sp Ed TAA NTE 4 hrs (Attend Hughes Bill basic training classes)	03/07/2013- 03/14/2013
120. Fautua, Caron	IF-Sp Ed TAA NTE 4 hrs (Attend Hughes Bill basic training classes)	03/07/2013- 03/14/2013
121. Garcia de la Vega, Belen	Blngl Inst Asst-Presch TAA NTE 3 hrs (Provide support during conferences)	02/21/2013- 03/31/2013
122. Gurrola, Aida	Inst Asst-Presch TAA NTE 3 hrs (Provide support during conferences)	02/21/2013- 03/31/2013
123. Hannouche, Coralia	Blngl Inst Asst-Blngl TAA NTE 5 hrs (Provide support during conferences)	02/21/2013- 03/31/2013
124. Heiden, Patricia	IF-Sp Ed TAA NTE 4 hrs (Attend Hughes Bill basic training classes)	03/07/2013- 03/14/2013
125. Jones, Joan	Inst Asst TAA NTE 81 hrs (Provide reading intervention for EL students)	02/01/2013- 06/11/2013
126. Landeros, Beatriz	Blngl Clerk TAA NTE 10 hpw (Provide support for preschool program enrollment)	02/19/2013- 02/28/2013
127. Lee, Jennifer	Blngl Presch Teacher TAA NTE 2 hrs (Presentation at immersion preschool parent information night)	02/21/2013

CAPISTRANO UNIFIED SCHOOL DISTRICT
San Juan Capistrano, California

Personnel Activity List Board of Trustees Regular Meeting of March 13, 2013
Classified Employees

APPROVE TEMPORARY ADDITIONAL ASSIGNMENT PAY AT REGULAR RATE OF PAY (Cont.)

Name	Additional Assignment	Effective Date
128. Levin, Ana	Inst Asst-Presch TAA NTE 3 hrs (Provide support during conferences)	02/21/2013- 03/31/2013
129. Mar, Araceli	Blngl Clerk TAA NTE 40 hrs (Prepare and process intervention materials)	02/22/2013- 06/11/2013
130. Parra, Jackie	Inst Asst-Presch TAA NTE 3 hrs (Provide support during conferences)	02/21/2013- 03/31/2013
131. Reyna, Jasmine	Inst Asst-Presch TAA NTE 3 hrs (Provide support during conferences)	02/21/2013- 03/31/2013
132. Robleto, Sergio	Blngl Comm Svcs Liaison TAA NTE 80 hrs (Provide after school support for EL students)	02/04/2013- 06/11/2013
133. Sellarez, Roxana	Blngl Comm Svcs Liaison TAA NTE 40 hrs (Translate for parent conferences)	03/18/2013- 06/11/2013
134. Seymour, Annmarie	IF-Sp Ed TAA NTE 76 hrs (Support for special education students at science camp)	05/21/2013- 05/24/2013
135. Tavernetti, Carmen	Blngl Comm Svcs Liaison TAA NTE 10 hrs (Assist with CELDT testing and ELAC)	02/15/2013- 06/20/2013
136. Villella, Janet	Inst Asst-Presch TAA NTE 3 hrs (Provide support during conferences)	02/21/2013- 03/31/2013
137. Walters, Elaine	IF-Sp Ed TAA NTE 4 hrs (Attend Hughes Bill basic training classes)	03/07/2013- 03/14/2013
138. Williams, Joanne	Inst Asst TAA NTE 5 hrs (Support non-title 1 student needs)	02/14/2013- 03/15/2013

APPROVE SUBSTITUTE ASSIGNMENT AS NEEDED FOR VACANT POSITION OR ABSENT EMPLOYEE

Name	Current Position	Position Sub As Needed	Range Step	Effective Date
139. Fuller, Diana	Health Asst (9.5mo/17.5hpw)	Activities Account Clerk	R30-6	02/19/2013
140. Gunderson, Frances	Health Asst (9.5mo/17.5hpw)	Activities Account Clerk	R30-6	02/19/2013
141. Mattera, Ralph	MS Campus Supvr (9.5mo/15hpw)	MS Library Media Tech	R26-2	02/21/2013
142. Simpson, Monica	Inst Asst-Sp Ed (9.5mo/17.5hpw)	IF-Sp Ed	R22-10	03/14/2013

CAPISTRANO UNIFIED SCHOOL DISTRICT
San Juan Capistrano, California

Personnel Activity List Board of Trustees Regular Meeting of March 13, 2013
Classified Employees

APPROVE SUBSTITUTE ASSIGNMENT AS NEEDED FOR VACANT POSITION OR ABSENT EMPLOYEE (Cont.)

Name	Current Position	Position Sub As Needed	Range Step	Effective Date
143. Telford, Holly	IF-Sp Ed (9.5mo/17.5hpw)	Inst Asst-Sp Ed	R20-1	02/08/2013
144. Vermillion, Diane	MS Campus Supvr (9.5mo/17.5hpw)	Inst Asst IF-Sp Ed	R19-10 R22-10	03/14/2013

APPROVE LEAVES OF ABSENCE

Name	Reason	Effective Date
145. Collins, Dana	Personal	02/19/2013-04/01/2013

REVISED 3-8-13

CAPISTRANO UNIFIED SCHOOL DISTRICT
San Juan Capistrano, California

Personnel Activity List Board of Trustees Regular Meeting of March 13, 2013
Certificated Employees

ACCEPT RESIGNATIONS/TERMINATIONS

Name	Position Title	Reason	Original Hire Date	Date of Separation
1. Brown, Krishna	Substitute Teacher	District Initiated	06/14/2012	02/25/2013
2. Burch, Daniel	Principal HS	Retirement	04/28/1997	06/28/2013
3. Casey, Michael	Substitute Teacher	District Initiated	10/17/2011	02/25/2013
4. Conklin, Kimberly	Substitute Teacher	District Initiated	03/14/2011	02/25/2013
5. Kowalski, Rosemary	Substitute Teacher	District Initiated	04/24/2012	02/25/2013
6. Lazarus, Barry	Substitute Teacher	District Initiated	10/04/2011	02/25/2013
7. Morgan, Kristoffer	Substitute Teacher	Other Employment	10/09/2012	02/26/2013
8. O'Neill, Debora	Substitute Teacher	Relocation	09/08/2009	03/01/2013
9. Olson, Mary	Substitute Teacher	Other Employment	11/20/2006	02/22/2013
10. Parchmann, Mark	Substitute Teacher	District Initiated	04/24/2012	02/25/2013
11. Rademaker, Kathleen	Substitute Teacher	Personal	09/05/2012	02/27/2013
12. Schaffer, Janina	Substitute Teacher	District Initiated	06/14/2012	02/25/2013
13. Schrieber, Lezlie	Teacher	Retirement	09/29/1987	06/20/2013
14. Slomsky, Lisa	Substitute Teacher	District Initiated	03/29/2012	02/25/2013
15. Trueblood, Melissa	Nurse	Relocation	10/12/2012	06/20/2013

APPROVE REEMPLOYMENT OF LAID OFF EMPLOYEE

Name	Assignment	Annual Salary	Column/ Step	Effective Date
16. Orlando, Shaina	Teacher	$66,103	D-5	02/27/2013
17. Sherlock, Andrea	Teacher-80%	$61,121	C-5	03/11/2013

APPROVE SUBSTITUTE TEACHERS

Pay @ $90.00 per day

18. Abraham, Meaghan
19. Bacina, Kristin
20. Banks, Jessica
21. Clark, Griffin
22. Connors, Camron
23. Cooper, Nadeane
24. Crites, Courtney
25. Culp, Katherine
26. Franko, Logan
27. Fukuda, Nancy
28. Goodbrand, Gina
29. Grandbouche, Angela
30. Guccione, Matthew
31. Gudowski, Serge
32. Gugino, Viola
33. Guico, Joslyn
34. Hadley, Jamie
35. Hansen, Jessica
36. Hardtke, Briana
37. Hodges, Melinda
38. Hollis, Tricia
39. Hudson, Anne
40. Ilfeld, Catherine
41. Irwin, Marianne

CAPISTRANO UNIFIED SCHOOL DISTRICT
San Juan Capistrano, California

Personnel Activity List Board of Trustees Regular Meeting of March 13, 2013
Certificated Employees

APPROVE SUBSTITUTE TEACHERS (Cont.)

Pay @ $90.00 per day

42. Jackson, Adrienne
43. Johnson, Danielle
44. Klingbeil, Katie
45. Lavine, Alison
46. Little, Wayne
47. Matheis, Kelleen
48. Mena, Claudia
49. Merced, Veronica
50. Mock, Christopher
51. Morrison, Jennifer
52. Myers, Brette
53. Naylor, Erin
54. O'Brien, Crystal
55. O'Mara, Karen
56. Olive, Heriberto
57. Olson, Trina
58. Paule, Marisa
59. Phillips, Wendy
60. Pyle, Jennifer
61. Ray, Marissa
62. Riley, Chelsea
63. Rivera, Jessica
64. Ronne, Charlene
65. Scott, Connor
66. Shohdy, Ramez
67. Sims, Erin
68. Talcott, Joy
69. Taylor, Ashleigh
70. Teskey, Karissa
71. Thrift, Bryson
72. VanWie, John
73. Winokur, Lorraine

APPROVE SUBSTITUTE PSYCHOLOGIST

Pay @ $175.00 per day

74. Leonoe, Jensen

APPROVE EMPLOYMENT PENDING CLEARANCES

Name	1st Year Probationary	Annual Salary	Column/ Step	Earliest Effective Date
75. Popp, Erin	Intervention Specialist-Special Education	$48,312	A-1	03/14/2013

CAPISTRANO UNIFIED SCHOOL DISTRICT
San Juan Capistrano, California

Personnel Activity List Board of Trustees Regular Meeting of March 13, 2013
Certificated Employees

APPROVE 6/5ths ASSIGNMENT 2nd SEMESTER

76. Botelho, Margo**
77. Carr, Marian**
78. Fermin, Cara**
79. Gammell, Mark**
80. Gottdank, Alex**
81. Haninger, Corinne**
82. Hanscome, Lindsey**
83. Hanson, Ivan**
84. Hayden, Carolyn*
85. Hudson, Randy**
86. Hwang, Polly**
87. Nowell, Robert**
88. Prinz, Jeff**
89. Rodriquez, Cathy**
90. Skinner, Phil**
91. Wallace, Tiffany**
92. Wigglesworth, Mike**
93. Wingen, Tammie**

* Special Education Teacher
** Not enough courses to hire an additional teacher (sections are within the site's staffing allocation)

APPROVE ASSIGNMENT ADJUSTMENT

Name	Previous Assignment	New Assignment	Effective Date
94. Berg, Erika	Teacher	STAP I	02/04/2013
95. Buckman, Jennifer	Teacher-80%	Teacher-100%	03/13/2013
96. Lewis, Dawn	Teacher-60%	Teacher-80%	02/04/2013

APPROVE ADDITIONAL ASSIGNMENTS

After School Homework Club – Multiple Sites
Not to exceed 45 hours instructional pay @ $35.00 per hour
01/28/2013-06/11/2013

97. Andeson, Stephanie
98. Burns, Robert
99. Sepe, Christina
100. Stafford, Carol
101. Yanaura, Mark

After School Instruction for EL Students – Multiple Sites
Not to exceed 32 hours instructional pay @ $35.00 per hour
01/23/2013-06/05/2013

102. Doyle, LaRonda
103. Morales, Thomas
104. Sundin, Kellee

ELD Advisor – Multiple Sites
Not to exceed 10 hours non-instructional pay @ $30.00 per hour
01/01/2013-06/11/2013

105. Murphy, Orla
106. Schaefer, Melissa
107. Schwartz, Jenifer

CAPISTRANO UNIFIED SCHOOL DISTRICT
San Juan Capistrano, California

Personnel Activity List Board of Trustees Regular Meeting of March 13, 2013
Certificated Employees

APPROVE ADDITIONAL ASSIGNMENTS (Cont.)

Home/Hospital Instruction – Multiple Sites
Not to exceed 5 hpw instructional pay @ $35.00 per hour
01/11/2013-06/30/2013

108. Bailey, Rebecca
109. Bento, Katheryn
110. Burk, Shaun
111. Fowler, Diane
112. Horton, Leslie
113. McCarthy, Anna
114. Ogden, Ashley
115. Townsend, Norm
116. Turney, Jason

Intervention Support for English Language Learners – Multiple Sites
Not to exceed 96 hours instructional pay @ $35.00 per hour
02/19/2013-06/13/2013

117. Kleindienst, Michelle
118. Richardson, Kim

Saturday School – Multiple Sites
Not to exceed 25 hours instructional pay @ $35.00 per hour
02/08/2013-06/11/2013

119. Beukema, John
120. Talley, Bobby

Mandarin Preschool Interviews – Bergeson Elem
Not to exceed 5 hours non-instructional pay @ $30.00 per hour
06/22/2012-12/21/2012

121. Loh, Nicole

After School Math Class to Support ELStudents – Castille Elem
Not to exceed 15 hours instructional pay @ $35.00 per hour
10/01/2012-06/11/2013

122. Evans, Stuart
123. Smiggs, Donna

ADD Initiative – George White Elem
Not to exceed 6 hours non-instructional pay @ $30.00 per hour
02/25/2013-06/06/2013

124. Hunter, Kim
125. Marion, Gail
126. More-Rivas, Trina
127. Slade, Carol
128. White, Sally

CAPISTRANO UNIFIED SCHOOL DISTRICT
San Juan Capistrano, California

Personnel Activity List Board of Trustees Regular Meeting of March 13, 2013
Certificated Employees

APPROVE ADDITIONAL ASSIGNMENTS (Cont.)

Parent Education Nights for ELL Students/Parents – Lobo Elem
Not to exceed 15 hours instructional pay @ $35.00 per hour
03/01/2013-06/11/2013

129. McQueen, Kim
130. Payne, Julie

ELL Support Planning – Shorecliffs MS
Not to exceed 10 hours non-instructional pay @ $30.00 per hour
02/04/2013-06/11/2013

131. Anderson, Sean
132. Murphy, Orla

Common Core Research Project for History Day – Vista del Mar MS
Not to exceed 30 hours non-instructional pay @ $30.00 per hour
08/15/2012-03/31/2013

133. Dewees, Julia
134. Hanley, Kim
135. Stirling, Brooke

Prepare the WASC Report – Aliso Niguel HS
Not to exceed 15 hours non-instructional pay @ $30.00 per hour
02/11/2013-05/31/2013

136. Biggs, Paul

Provide EL Support – Aliso Niguel HS
Not to exceed 100 hours non-instructional pay @ $30.00 per hour
02/11/2013-06/12/2013

137. Benstead-Frome, Lori

After School Tutorial – San Clemente HS
Not to exceed 85 hours instructional pay @ $35.00 per hour
01/21/2013-06/12/2013

138. Nguyen, Dang
139. O'Rourke, Patrick

Provide Staff Development Workshop for Early Childhood Programs – Early Childhood Programs
Not to exceed 2 hours non-instructional pay @ $30.00 per hour
02/25/2013

140. Morrill, Leah

CAPISTRANO UNIFIED SCHOOL DISTRICT
San Juan Capistrano, California

Personnel Activity List Board of Trustees Regular Meeting of March 13, 2013
Certificated Employees

APPROVE ADDITIONAL ASSIGNMENTS (Cont.)

Administer the OLSAT Test – Education Services
Not to exceed 14 hours non-instructional pay @ $30.00 per hour
01/26/2013-02/09/2013

141. Aldaco, Danelle
142. Bailey, April
143. Bastianello, Chris
144. Bennett, Katie
145. Buckman, Jon
146. Bungartz, Melinda
147. Cappello, Annalee
148. Evans, Laura
149. Fragassi, Joe
150. Glassen, Nina
151. Gray, Celeste
152. Gray, Jim
153. Hartje, Marion
154. Heidner, Christy
155. Kashima, Mike
156. Kleindienst, Michelle
157. Lincoln, Maryl
158. McCullough, Stephen
159. Miller, Sharon
160. Peterson, Susan
161. Robinson, Katie
162. Schreiman, Courtney
163. Schreiman, Mike
164. Steidle, Gwynne
165. Terheggen, Jacqueline
166. Thibault, Bobbie
167. Wilson, Debbie
168. Wiseman, Holly

Completed CTE Grant – Education Services
Not to exceed 17 hours non-instructional pay @ $30.00 per hour
09/12/2012-12/27/2012

169. Devaney, Brian
170. Hallum, John
171. Stinson, Rick

Prepare and Teach Two Beckman Classes – Education Services
Not to exceed 10 hrs non-instructional pay @ $30.00 per hour
01/16/2013-01/30/2013

172. Sykes, Marie

Induction/BTSA Program – Personnel Services
Not to exceed 28 hours non-instructional pay @ $30.00 per hour
03/04/2013-06/12/2013

173. Marsing, Debbie
174. Migge, Christine

Assess Infants in the DHH Program – Special Education
Not to exceed 4 hours pay @ hourly per diem rate
02/14/2013-03/28/2013

175. McMorran-Maus, Krista

CAPISTRANO UNIFIED SCHOOL DISTRICT
San Juan Capistrano, California

Personnel Activity List Board of Trustees Regular Meeting of March 13, 2013
Certificated Employees

APPROVE ADDITIONAL ASSIGNMENTS (Cont.)

Assist with Mental Health and Assessment needs at San Clemente HS – Special Education
Not to exceed 105 hours pay @ hourly per diem rate
03/08/2013-06/07/2013

176. Grant, Tracy

Coverage for Psychologist on Leave of Absence – Special Education
Not to exceed 80 hours pay @ hourly per diem rate
02/25/2013-03/29/2013

177. Sanchez Morales, Cecilia

Extended School Year Coordinator – Special Education
Not to exceed 125 hours pay @ $55.00 per hour
02/01/2013-06/30/2013

178. Pettey, Stephanie

Provide extra DHH Assessments and Mentor other Staff – Special Education
Not to exceed 98 hours pay @ hourly per diem rate
03/04/2013-05/31/2013

179. Groves, Lisa

After School SES Program – State and Federal Programs
Not to exceed 19 hours instructional pay @ $35.00 per hour
02/12/2013-04/30/2013

180. Fatehi, Brenda

APPROVE CO-CURRICULAR ASSIGNMENTS

Name	Position	Location	Salary	Effective Date
181. Adlparvar, Cindy	Outdoor Education, Elementary	Arroyo Vista Elem	$ 109.00 per night	02/26/2013-03/01/2013
182. Chen, Melissa	National Honor Society	San Juan Hills HS	$ 652.00	02/04/2013-06/11/2013
183. Cutkomp, Tom	Outdoor Education, Elementary	Arroyo Vista Elem	$ 109.00 per night	02/26/2013-03/01/2013
184. Dickman, Jack	Swimming, Boys Varsity (Asst)	Dana Hills HS	$2,609.00	02/23/2013-05/03/2013
185. Dwyer, Matt	Director, Student Act. MS	Don Juan Avila MS	$3,478.00	09/05/2012-06/11/2013

CAPISTRANO UNIFIED SCHOOL DISTRICT
San Juan Capistrano, California

Personnel Activity List Board of Trustees Regular Meeting of March 13, 2013
Certificated Employees

APPROVE CO-CURRICULAR ASSIGNMENTS (Cont.)

Name	Position	Location	Salary	Effective Date
186. Evans, Stuart	Outdoor Education, Elementary	Castille Elem	$ 109.00 per night	04/15/2013-04/19/2013
187. Jobst, Shelley	Department Chairperson, HS	San Clemente HS	$4,348.00	02/04/2013-06/13/2013
188. Josephson, Shonna	Outdoor Education, Elementary	Castille Elem	$ 109.00 per night	04/15/2013-04/19/2013
189. Kauo, Karen	Outdoor Education, Elementary	Castille Elem	$ 109.00 per night	04/15/2013-04/19/2013
190. Kruse, Michelle	Outdoor Education, Elementary	Arroyo Vista Elem	$ 109.00 per night	02/26/2013-03/01/2013
191. Lynch, Erick	Swimming, Varsity (Head)	Aliso Niguel HS	$3,261.00	02/11/2013-05/03/2013
	Swimming, Varsity (Asst)		$2,609.00	
192. Smiggs, Donna	Outdoor Education, Elementary	Castille Elem	$ 109.00 per night	04/15/2013-04/19/2013
193. Taylor, Jeff	Swimming, Boys Varsity (Asst)	Tesoro HS	$2,609.00	03/14/2013-05/03/2013
194. Trumble, Donovan	Track, Girls Varsity (Asst)	San Juan Hills HS	$2,609.00	02/01/2013-05/10/2013

APPROVE CIF CO-CURRICULAR ASSIGNMENTS

Name	Position	Location	Salary	Effective Date
195. Abedi, Morteza	Wrestling, Varsity (Head)	Dana Hills HS	$ 163.05	02/11/2013
196. Ahlberg, Mark	Basketball, Girls Varsity (Head)	Capistrano Valley HS	$ 347.80	02/09/2013
197. Bordner, Richard	Wrestling, Varsity (Head)	Capistrano Valley HS	$ 163.05	02/09/2013
198. Calentino, Mark	Wrestling, Varsity (Head)	San Clemente HS	$ 326.10	02/04/2013
199. Compean, Leo	Soccer, Varsity (Head)	Dana Hills HS	$ 326.10	02/11/2013
200. Crapo, Mary	Pep Squad, HS	San Clemente HS	$ 304.40	02/15/2013

CAPISTRANO UNIFIED SCHOOL DISTRICT
San Juan Capistrano, California

Personnel Activity List Board of Trustees Regular Meeting of March 13, 2013
Certificated Employees

APPROVE CIF CO-CURRICULAR ASSIGNMENTS (Cont.)

Name	Position	Location	Salary	Effective Date
201. Cullinan, Robert	Basketball, Girls Varsity (Head)	Dana Hills HS	$ 347.80	02/11/2013
	Basketball, Varsity (Asst)		$ 304.40	
202. Desiano, Tom	Basketball, Varsity (Head)	Dana Hills HS	$ 347.80	02/11/2013
203. Finnerty, Stacy	Soccer, Girls Varsity (Head)	San Clemente HS	$ 326.10	02/09/2013
204. Garrett, Steve	Basketball, Boys Varsity (Head)	Tesoro HS	$ 347.80	02/10/2013
205. Gibson, Mike	Water Polo, Girls Varsity (Head)	Tesoro HS	$ 326.10	02/10/2013
206. Hambrick, Kelly	Basketball, Boys Varsity (Head)	San Juan Hills HS	$ 347.80	02/11/2013
207. Hernandez, Juan	Basketball, Boys Varsity (Asst)	San Juan Hills HS	$ 304.40	02/11/2013
208. Higginson, Patrick	Water Polo, Girls Varsity (Head)	Capistrano Valley HS	$ 326.10	02/09/2013
209. Hulse, Michael	Basketball, Girls Varsity (Asst)	Dana Hills HS	$ 304.40	02/11/2013
210. Lynch, Erick	Water Polo, Girls Varsity (Head)	Aliso Niguel HS	$ 326.10	02/07/2013
211. Mashburn, Andrew	Basketball, Girls Varsity (Asst)	Capistrano Valley HS	$ 304.40	02/09/2013
212. Moore, Farrell	Soccer, Girls Varsity (Head)	San Juan Hills HS	$ 326.10	02/11/2013
213. Mulligan, Brian	Basketball, Boys Varsity (Head)	Capistrano Valley HS	$ 347.80	02/09/2013
214. Nagano, Warren	Basketball, Girls Varsity (Asst)	Tesoro HS	$ 304.40	02/10/2013
215. Popovich, Mark	Basketball, Boys Varsity (Head)	San Clemente HS	$ 347.80	02/09/2013
216. Pronier, Mike	Soccer, Boys Varsity (Head)	San Clemente HS	$ 326.10	02/09/2013
217. Shults-Amon, Leese	Pep Squad, HS	Capistrano Valley HS	$ 304.40	02/09/2013

CAPISTRANO UNIFIED SCHOOL DISTRICT
San Juan Capistrano, California

Personnel Activity List Board of Trustees Regular Meeting of March 13, 2013
Certificated Employees

APPROVE CIF CO-CURRICULAR ASSIGNMENTS (Cont.)

Name	Position	Location	Salary	Effective Date
218. Skaff, Don	Soccer, Boys Varsity (Head)	Tesoro HS	$ 326.10	02/10/2013
219. Sorrell, Jason	Soccer, Boys Varsity (Head)	Capistrano Valley HS	$ 326.10	02/09/2013
220. Soto, Tony	Band/Jazz, HS	San Clemente HS	$ 217.40	02/15/2013
221. Valderrama, Andy	Soccer, Varsity (Asst)	Dana Hills HS	$ 260.90	02/11/2013
222. Waldukat, Andreas	Band/Marching HS	Capistrano Valley HS	$ 391.30	02/09/2013

APPROVE ASB FUNDED ASSIGNMENTS @ $10.00 PER UNIT

Name	Position	Location	Salary	Effective Date
223. Alexander, Ted	Football	Tesoro HS	$3,400.00	02/04/2013-06/11/2013
224. Dollar, Chris	Golf, Boys (Asst)	Capistrano Valley HS	$1,000.00	02/23/2013-05/01/2013
225. Lynch, Erick	Water Polo, Boys	Aliso Niguel HS	$3,000.00	01/08/2013-05/01/2013
226. Peet, Harlan	Golf, Boys (Asst)	Capistrano Valley HS	$1,000.00	02/23/2013-05/01/2013
227. Roberts, Nathan	Golf, (Asst)	San Juan Hills HS	$2,500.00	02/01/2013-05/10/2013

APPROVE LEAVES OF ABSENCE

Name	Reason	Effective Date
228. Torres, Cristina	Child Care	03/11/2013-05/12/2013

Williams Settle ent Legislation
Capistrano Unified School District
Second Quarter Site Review Report
Fiscal Year 2012-2013

Prepared by the Orange County Department of Education

CUSD/SUPT-OFC/02-05-'13AM08:35

This report summarizes the results of Williams site reviews at decile 1- 3 schools conducted on October 25, 2012.

FACILITIES

All schools were reviewed with respect to the safety, cleanliness, and adequacy of school facilities. Any deficiencies were reported to school administrators for remediation.

School Site	Review Date	Room/Area	Facility Conditions Identified
Kinoshita Elementary	October 25, 2012		NONE
San Juan Elementary	October 25, 2012	By School Garden	Asphalt has cracks
San Juan Elementary	October 25, 2012	Room 11	A can of aerosol disinfectant was left out
San Juan Elementary	October 25, 2012	Playground/school grounds	Asphalt is cracked and has raised areas
San Juan Elementary	October 25, 2012	By Lunch Tables	Asphalt has a sunken area and is uneven
San Juan Elementary	October 25, 2012	Multi-purpose Room	Fire extinguisher expired August 2012
San Juan Elementary	October 25, 2012	Room 38 - Compute Lab	Fire extinguisher has no tag

Respectfully submitted,

Ellin Chariton

Ellin Chariton
Executive Director, School and Community Services

1/30/13
Date

EXHIBIT 22