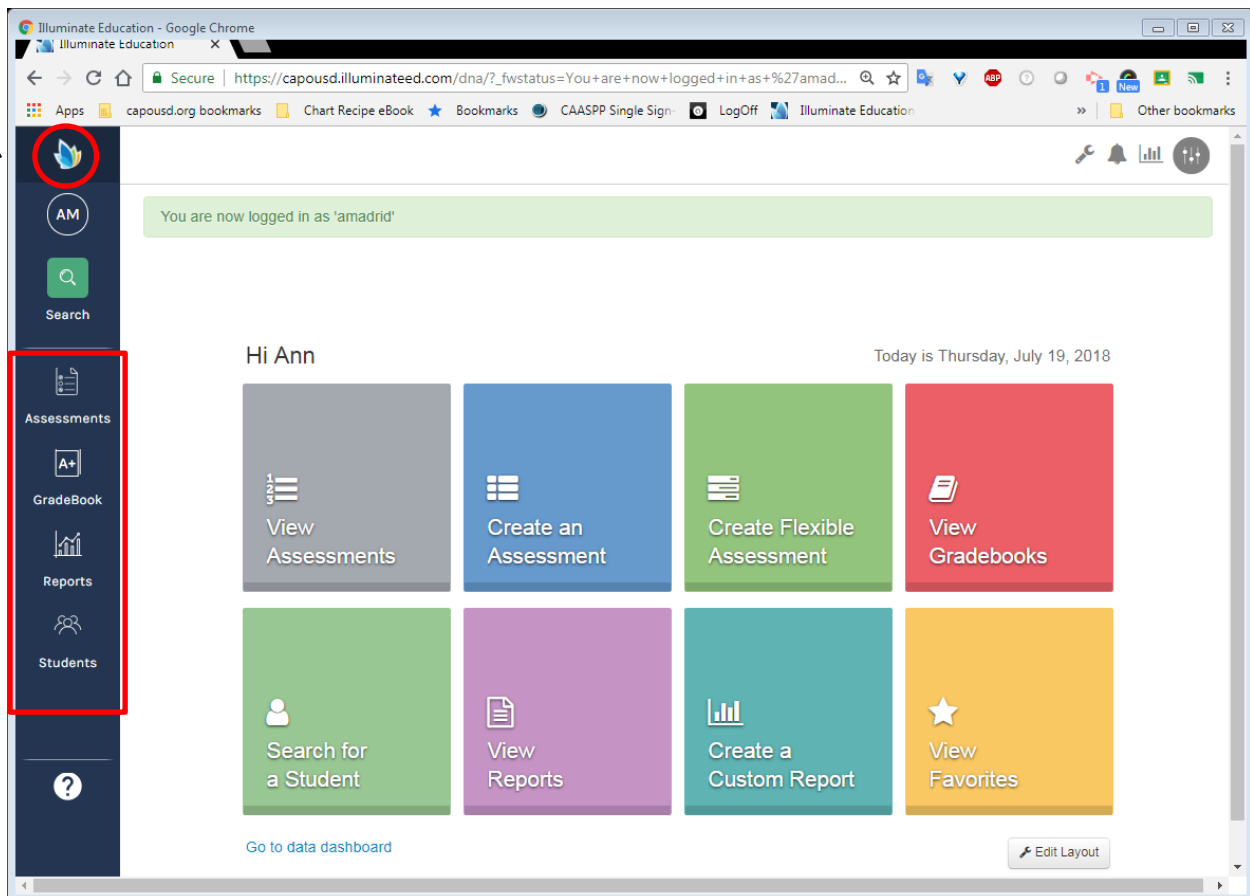



Guide on How to Navigate through Illuminate

Once you have logged into Illuminate, the home page displays colored tiles that represent specific functions: View Assessment, Create an Assessment, Create Flexible Assessment, Search for a Student, View Reports, Create a Custom Report and View Favorites. (Note: CUSD does not use Gradebooks). You can also use the tabs on the left side to access these same functions.

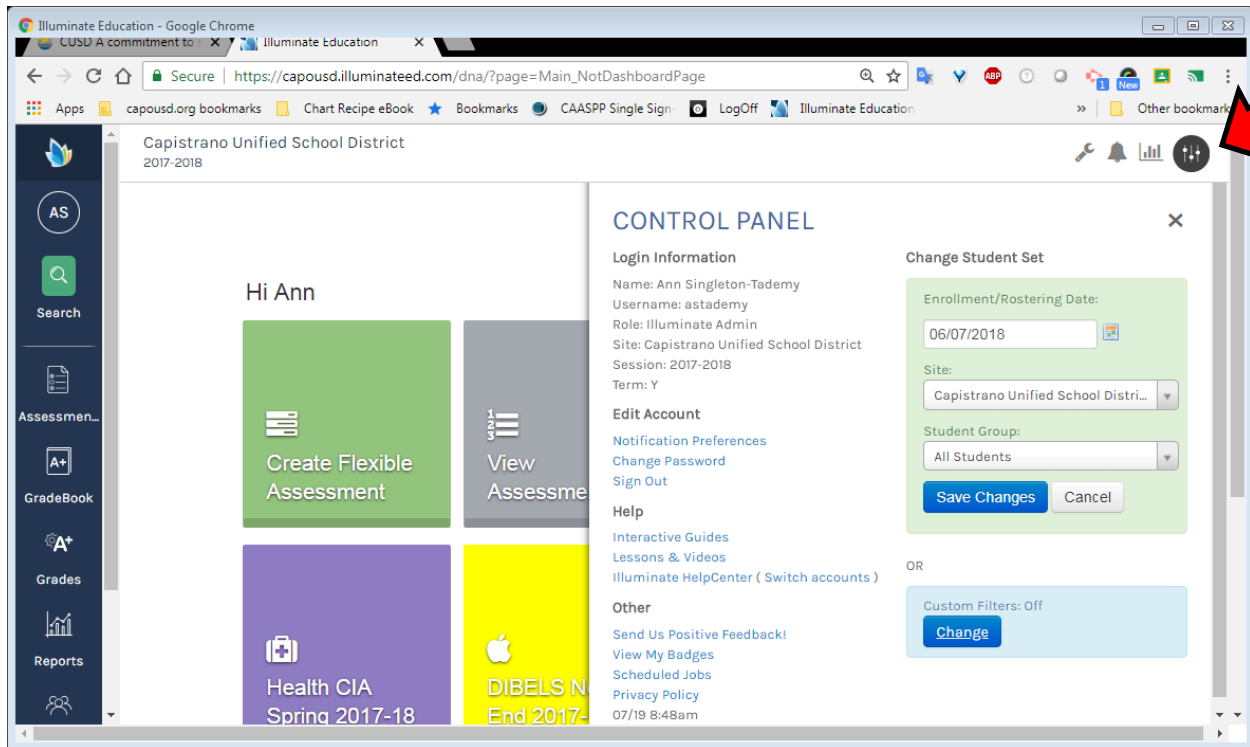


Note: You can return to this home page at any time by clicking on the Illuminate education icon in the top left corner.



Control Panel:

To access the Control Panel click on the black circle located in the top right corner of the screen. The Control Panel provides Login Information, Account Settings, and Training and Support Materials.



- Login Information:
 - You will see **who** is logged in
 - You will see your username, role, what site you're logged in under, the session and the term under which you are logged on
- Edit Account:
 - Here you can change your password and sign out
- Help:
 - Illuminate HelpCenter provides interactive guides, step-by-step lessons and videos and you can sign up to participate in Illuminate's online community and submit and track help tickets, and more
 - help@illuminateed.com is Illuminate's email address to send in questions or requests
 - 949-242-0343 is Illuminates main support line with technician available to answer your questions from 8:00am to 5:00pm, Monday-Friday.

- Change Student Set:
 - Allows you to navigate to see prior years students, other sites (if you have access to them) or just specific student groups.

Dashboard:

The Illuminate Dashboard provides a customized quick summary of specific Illuminate data. You can add, remove and customize each widget in your Dashboard and make it specific to your needs. Widgets are kennels of data that are available at your fingertips. To access the Dashboard click on the bar icon in the top right corner

- Available Widgets: Assessment List, Demographic Distribution, Illuminate Announcements, State Assessment – Performance Summary, Student Assessment List, Student Assessment Summary, Student Birthdays, Weather Forecast and Year-to-Year Rollover Counts

The screenshot shows the Illuminate Education dashboard for Capistrano Unified School District. A red arrow points to the dashboard icon in the top right corner of the browser window. The dashboard includes several widgets:

- Favorites:** A table listing various reports such as Smarter Balanced Assessments (SBAC) Student Roster Report, Performance Summary, and Subgroup Summary.
- Year-to-Year Rollover Counts:** A table showing enrollment, roster, and user counts for the years 2018 and 2019.
- Illuminate Announcements:** A section titled "We are hiring!" with a link to a job description.
- Demographic Distribution:** A bar chart showing the percentage of students by socio-economic status (SED, Not SED, Total).
- Weather Forecast:** A section for San Juan Capistrano showing a weather forecast for the next several days, including a temperature of 73° and a note about an "Excessive Heat Watch".

Dataset	2018	2019
Enrollment	49,969	0
Roster	49,592	0
User	2,399	0

Socio-economic Status	% of Students
SED	26.34%
Not SED	73.66%
Total	100%