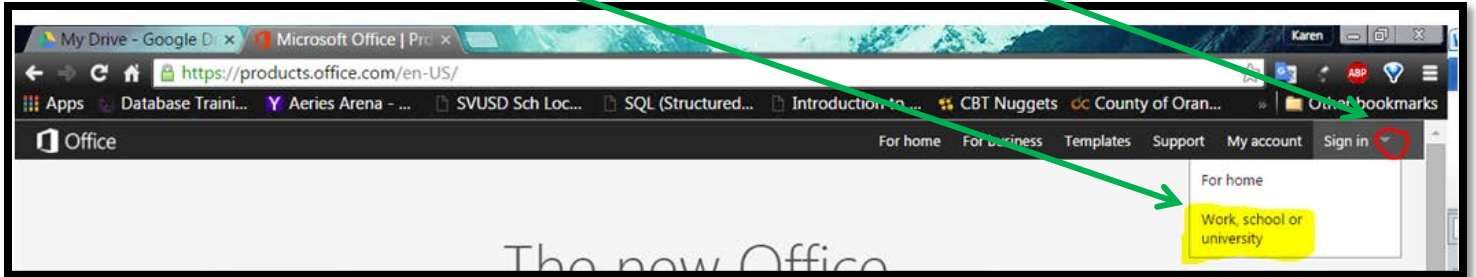


Having issues installing Office 365?

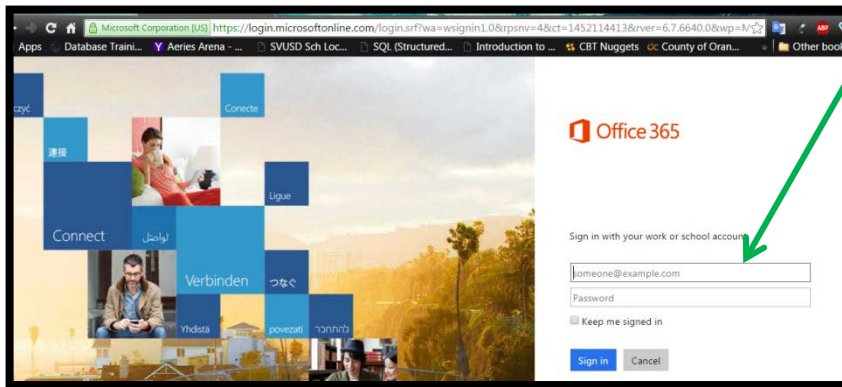
Please go to <https://products.office.com/en-US/>

In the upper right corner, click the arrow next to Sign In

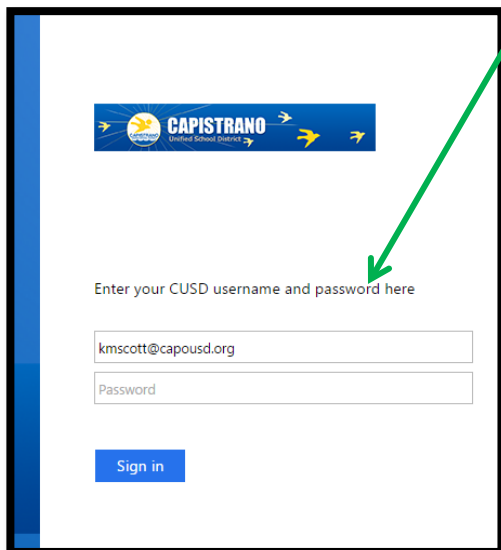
Then click on Work, School or University



Enter the student user name followed by @capousd.org in the sign-in box.



You will be redirected to the Capistrano Unified School District Sign-in page.



Enter the Student's user name and password, click sign-in.

PLEASE NOTE: For **Elementary** and **Middle** school students, the password is their 7 digit student ID with a lower case a

Ex: Student ID is: 8999911 Password is: 8999911a

High School students choose their own password so please ask them for it. If they cannot remember their password, have them go to their school library to reset their password.

Once logged in, click the install now button. You will not need to enter an activation code.

